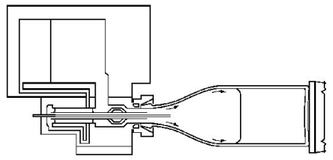

Innofill Can C
89407962_000100
K-89407962-000100

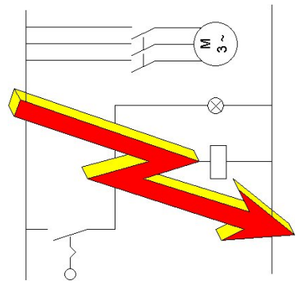

1/1

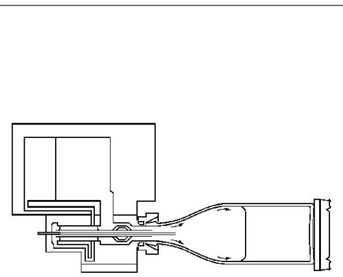

Innofill Can C
89407962_000100
K-89407962-000100

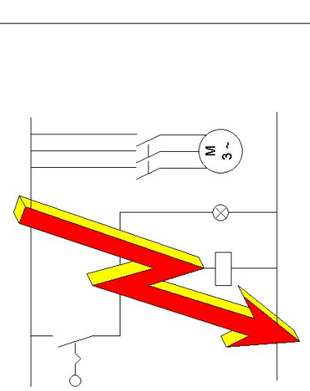

1/2

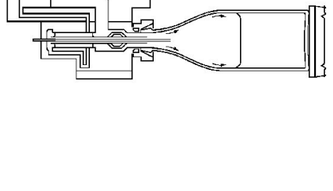

Innofill Can C
89407962_000100
K-89407962-000100

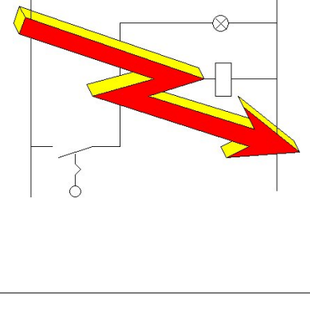

2/2

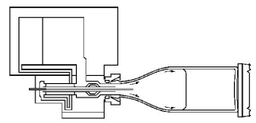

K-89407962-000100
89407962_000100
Innofill Can C

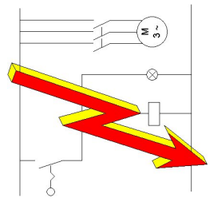

1/1

K-89407962-000100
89407962_000100
Innofill Can C

1/2

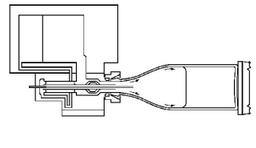

K-89407962-000100
89407962_000100
Innofill Can C

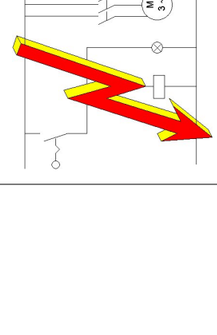

2/2

Schutzvermerk ISO 16016 beachten / Refer to protection notice ISO 16016.

0		1		2	3	4	5	6	7	8	9	
Erstellungsdatum Date of creation	25.06.2021	Änderungsdatum Modification date	25.06.2021	Kunde Customer Indianapolis Blue Marble USA		KHS	Ordnerrücken Folder spine		Auftragsnummer Order Number K-89407962-000100	Vorherige Seite Previous page	Folgeblatt Next Sheet 1	
Name Name	T. Braun	Name Name	schoeffel						Maschine Machine Innofill Can C	=1FD000		Blatt Sheet 0
Version Version	14	Prüfung Check										

Schaltplan
Wiring diagram

KHS
Filling and Packaging – Worldwide

ePLAN electric P8

Typ Type	Innofill Can C	
Auftragsnummer Order Number	K-89407962-000100	
Enderzeugnisnummer End Product Number	10349026	Revision Revision
Projektlayout Project Layout	89407962_000100	
Maschinennummer Machine Number	10349026 89407962_000100	
Kunde Customer	Blue Marble Indianapolis USA	
Baujahr Year Of Manufacture	2021	

Bezeichnung Designation	Datum Date	Ersteller Creator

Schutzvermerk ISO 16016:
Weitergabe sowie Vervielfältigung dieses Dokuments, Verwertung und Mitteilung seines Inhalts sind verboten, soweit nicht ausdrücklich von KHS gestattet. Zuwiderhandlungen verpflichten zu Schadenersatz. Alle Rechte für den Fall der Patent-, Gebrauchsmuster- oder Geschmacksmustereintragung vorbehalten.

Protective note ISO 16016:
The reproduction, distribution and utilization of this document as well as the communication of its contents to others without explicit authorization by KHS is prohibited. Offenders will be held liable for the payment of damages. All rights reserved in the event of the grant of a patent, utility model or design.

Schutzvermerk ISO 16016 beachten / Refer to protection notice ISO 16016.

Netzdaten
Dates Of Power Supply

Netzform Form Of Power Supply	3L/PE (Slash rating)
Betriebsspannung Line Voltage	480VAC
N belastbar N Load	Nein No
Frequenz Frequency	60 Hz
Spannungsschwankung Variation	±10 %
Stern Dreieck Einschaltung Star Triangle Operation Switch	ohne without
Umgebungstemperatur Ambient Temperature	5 °C ≥ T ≤ 35 °C
Luftfeuchtigkeit Humidity	≤ 75 %

Daten
Data

Vorsicherung Pre-Fuse	63 A
Anschlusswert Connected Load	22 kW
Nennstrom Rated current	37 A
Gleichzeitigkeitsfaktor Simultaneity Factor	0,7
Steuerspannung Control voltage	24 V DC
Kurzschlussstrom Short Circuit Current	4 kA

Verdrahtung
Wiring

L1	schwarz black
L2	schwarz black
L3	schwarz black
N	hellblau Light Blue
PE	grün-gelb green-yellow
L 115/230V AC	
N 115/230V AC	
Steuerspannung Control voltage	dunkelblau dark blue
GND Steuerspannung GND Control voltage	dunkelblau , weiß dark blue , white
Fremdspannung External Voltage	orange orange
Messleitung Measuring Lead	weiß white

Übersetzungssprache, Vorschriften
Translation language, Regulations

Dokumentation Documentation	Deutsch Englisch
Beschriftung Labeling	Englisch English
Vorschriften Regulations	DIN, VDE
Brücken Jumpers	nach Vorschrift N, S, PE
Abschirmung Shield	Sternförmig PE Y-Connected PE

UL Standard
UL Standard

Maximum Nennstrom Antrieb Max. Rated current Drive	18 A
Kurzschlussfestigkeit Short Circuit Current Rating	65 kA
Temperaturbereich Verkabelung Temperature range Wiring	60°C
Leitermaterial Field Wiring Material	nur Kupfer verwenden use copper only
Enclosure: **Terminal section:**	**All control circuits are Class 1**
Drehmomentbegrenzung Schraubanschluss Torque Limiter Screw connection	
2,5 mm²/AWG14	0,45-0,56Nm; 4-5 lb In.
4 mm²/AWG12	0,56-0,79Nm; 5-7 lb In.
6 mm²/AWG10	1,47-1,69Nm; 13-15 lb In.
10 mm²/AWG8	1,47-1,69Nm; 13-15 lb In.
16 mm²/AWG6	3,95-4,40Nm; 35-39 lb In.
35 mm²/AWG2	6,00-7,90Nm; 53-70 lb In.

Schutzvermerk ISO 16016 beachten / Refer to protection notice ISO 16016.

SAP

Bereich:Stückliste Area:Bill of Materials		Auftragsnummer Order Number	Enderzeugnisnummer End Product Number
+R10/+R11:20905023	Elektroteile Füllventilsteuerung Electrical parts Filling valve control	89407962-000100	10349026
+S1:20905024	Elektroteile Schaltschrank Electrical parts Switch cabinet		
+M1/P:20905025	Elektroteile Maschine Electrical parts Machine		
+M3:20905026	Elektroteile Ventilknoten Electrical parts Valve node		

Bereich:Stückliste Area:Bill of Materials	Auftragsnummer Order Number	Enderzeugnisnummer End Product Number

Schutzvermerk ISO 16016 beachten / Refer to protection notice ISO 16016.

0		1		2	3	4	5	6	7	8	9	
Erstellungsdatum Date of creation	22.02.2021	Änderungsdatum Modification date	12.03.2021	Kunde Customer Indianapolis Blue Marble USA		KHS	SAP Daten SAP Data		Auftragsnummer Order Number K-89407962-000100	Vorherige Seite Previous page 2	Folgeblatt Next Sheet 3	
Name Name	T. Braun	Name Name	schoeffel									
Version Version	14	Prüfung Check							Maschine Machine Innofill Can C	=1FD000		Blatt Sheet 2.1

KHS Leitungsbezeichnung
KHS cable designation

(H) 05 VV5C4V5 -K (SW)

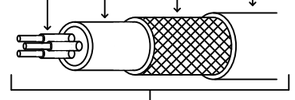

	Teil 1: Kennzeichnung	Part 1: Identification
H	harmonisierte Leitung (DIN VDE 0292)	harmonized cable (DIN VDE 0292)
(H)	in Anlehnung an Norm (DIN VDE 0292)	according to standard (DIN VDE 0292)

	Teil 2: Nennspannung U0/U	Part 2: Rated voltage U0/U
01	100/100V	100/100V
03	300/300V	300/300V
05	300/500V	300/500V
07	450/750V	450/750V

	Teil 3: Werkstoff Leitung	Part 3: Material wire
B	Ethylenpropylen Gummi <=90°C	Ethylenpropylen Rubber <=90°C
C4	geschirmt	shielded
E	Elastomer Thermoplastisch	Elastomer thermoplastic
N	Polychloropren Gummi	Polychloropren Rubber
P	Polypropylen	Polypropylen
Q	Polyurethan (PUR)	Polyurethan (PUR)
R	Ethylenpropylen Gummi	Ethylenpropylen Rubber
SY	Stahldraht geschirmt	steel wire shielded
V	Polyvinylchlorid (PVC); weich	Polyvinylchlorid (PVC); soft
V5	Polyvinylchlorid (PVC); weich; ölbeständig	Polyvinylchlorid (PVC); soft; oil-resistant

	Teil 4: Leiterform	Part 4: type of conductor
F	Leiter feindrähtig; Verlegung flexibel	Conductor finely stranded; Laying flexible
K	Leiter feindrähtig; Verlegung fest	Conductor finely stranded; Laying firm

	Teil 5: Zusatz Kennzeichnung	Part 5: Addition Identification
B	Adern bunt	Wires Multi-coloured
H	erhöht wärmebeständig	increased heat resistant
HAL	halogenfrei	nonhalogen
N	Adern nummeriert	Wires numbered
SK	Schlepp-/Energiekette; PVC Version	drag-/energy-chain; PVC Version
SK PUR	Schlepp-/Energiekette; PUR Version	drag-/energy-chain; PUR Version
SW	Mantel schwarz; robust	Cladding black; robust
T	Mantel transparent	Cladding Transparent
UL	UL Zulassung	UL approval
UL TC	UL; Tray-Kabel	Tray-cable

Schutzvermerk ISO 16016 beachten / Refer to protection notice ISO 16016.

0		1		2	3	4	5	6	7	8	9	
Erstellungsdatum Date of creation	22.02.2021	Änderungsdatum Modification date	22.02.2021	Kunde Customer Indianapolis Blue Marble USA		KHS	Übersicht Kennzeichnung KHS overview Identification KHS		Auftragsnummer Order Number K-89407962-000100	Vorherige Seite Previous page 2.1	Folgeblatt Next Sheet 4	
Name Name	T. Braun	Name Name	schoeffel						Maschine Machine Innofill Can C	=1FD000		Blatt Sheet 3
Version Version	14	Prüfung Check										

Strukturkennzeichenübersicht
Structure ID Overview

Anlagenkennzeichen Higher-level Function	Beschreibung Anlage Description System	Ortskennzeichen Area Characteristic	Beschreibung Ortskennzeichen Description Area Characteristic
1FD000	Übersichten Overviews	S0	Schaltschrank Switch cabinet
1FD001	Einspeisung, Leistungsversorgung Mains, power supply	S1	Schaltschrank Switch cabinet
1FD002	24VDC Versorgung 24VDC Supply	P101	Bedienpult Control panel
1FD003	SPS - Steuerung PLC - Control	P200	Bedienpult Control panel
1FD004	Visualisierung und Bedienen/Beobachten Visualisation and Operate/Monitoring	P201	Bedienpult Control panel
1FD005	Sicherheitssteuerung Safety Control	P300	Bedienpult Control panel
1FD006	Servosteuerung Servo control	P301	Bedienpult Control panel
1FD010	Servoantriebe servo drives	R10	Füllventilsteuerung Filling valve control
1FD011	Ausweichtisch Backlog table	R11	Füllventilsteuerung Filling valve control
1FD013	Kessel Niveau Boiler Level	M1	Installation Maschine Installation Machine
1FD014	Höhenverstellung Height adjustment	M	Installation Maschine Installation Machine
1FD017	Schmierung Lubrication	TR	Fremdanlage Foreign system
1FD018	Flaschensperre Bottle block	CSW	Deckel Zuführung Cover Supply
1FD036	Verschließer Capper	CIP	Fremdanlage Foreign system
1FD038	Zutransport Infeed	STI	Fremdanlage Foreign system
1FD039	Abtransport Outlet	PRL	Fremdanlage Foreign system
1FD045	Hygieneraum Hygiene room	CUSTOMER	Kunde Customer
1FD050	Schleifring Slip ring	PNEUMATIC	
1FD051	Füllrechner Filling computer	KUNDE	
1FD052	magnetisch induktive Durchflussmessung magnetic inductive Flow measurement	PROCESS	
1FD060	Produktebene Product level		
1FD070	Gasebene Gas level		
1FD078	CO2 Regelung Verschließer CO2 Control Capper		
1FD083	Heißwasserversorgung Dosenfüller Hot water supply Can filler		

Schutzvermerk ISO 16016 beachten / Refer to protection notice ISO 16016.

Strukturkennzeichenübersicht
Structure ID Overview

Anlagenkennzeichen Higher-level Function	Beschreibung Anlage Description System	Ortskennzeichen Area Characteristic	Beschreibung Ortskennzeichen Description Area Characteristic
1FD085	Flaschendusche Bottle rinser		
1FD087			
1FD090	Tulpen Schmierung Bottle Clamping Lubrication		
1FD930	Schnittstelle Deckelzufuhr CSW Interface Lid Supply CSW		
1FD962	Schnittstelle Stickstoffdosierung CHART Interface Nitrogen dosing CHART		
1FD980	Schnittstelle CIP Interface CIP		
1FD981	Schnittstelle Produktlinie Interface Product Station		
1FD990	Schnittstelle Transport Interface Transport		
1FD999	Schnittstelle Produktlinie Interface Product Station		
1FD1000	Kabelübersicht Cable Overview		
1FD1021	Klemmenleisten Terminal Strips		
1FD1100	Stückliste Bill of Materials		
1FD2000	Pneumatik Pneumatics		
1FD3000	P&ID		
VPN	VPN		
REDIS	REDIS		
EXTERN	EXTERN		

Schutzvermerk ISO 16016 beachten / Refer to protection notice ISO 16016.

0		1		2	3	4	5	6	7	8	9	
Erstellungsdatum Date of creation	25.06.2021	Änderungsdatum Modification date	25.06.2021	Kunde Customer Indianapolis Blue Marble USA		KHS	Strukturkennzeichenübersicht Structure ID Overview		Auftragsnummer Order Number K-89407962-000100	Vorherige Seite Previous page 4	Folgeblatt Next Sheet 5	
Name Name	T. Braun	Name Name	schoeffel						Maschine Machine Innofill Can C	=1FD000		Blatt Sheet 4.1
Version Version	14	Prüfung Check										

Inhaltsverzeichnis
Table Of Contents

Seite Page	Benennung Coding	Datum Date
=1FD000/0	Ordnerrücken Folder spine	25.06.2021
=1FD000/1	Deckblatt Cover sheet	25.06.2021
=1FD000/2	Deckblatt 2 Cover sheet 2	22.02.2021
=1FD000/2.1	SAP Daten SAP Data	12.03.2021
=1FD000/3	Übersicht Kennzeichnung KHS overview Identification KHS	22.02.2021
=1FD000/4	Strukturkennzeichenübersicht Structure ID Overview	25.06.2021
=1FD000/4.1	Strukturkennzeichenübersicht Structure ID Overview	25.06.2021
=1FD000/5	Inhaltsverzeichnis	25.06.2021
=1FD000/5.1	Inhaltsverzeichnis	25.06.2021
=1FD000/5.2	Inhaltsverzeichnis	25.06.2021
=1FD000/5.3	Inhaltsverzeichnis	25.06.2021
=1FD000/5.4	Inhaltsverzeichnis	25.06.2021
=1FD000/5.5	Inhaltsverzeichnis	25.06.2021
=1FD000/5.6	Inhaltsverzeichnis	25.06.2021
=1FD000/5.7	Inhaltsverzeichnis	25.06.2021
=1FD000/5.8	Inhaltsverzeichnis	25.06.2021
=1FD000/8	Einstellwert Motorschutzschalter setting value Motor protection switch	01.04.2021
=1FD000+S1/10	Aufbau Schaltschrank Layout Switch cabinet	30.03.2021
=1FD000+S1/10.1	Kabeleinführung Schaltschrank-Boden Cable inlet Switch cabinet-Bottom	30.03.2021
=1FD000+S1/10.2	Seitenwand Schrank 800 Side wall Cabinet 800	30.03.2021
=1FD000+S1/10.3	Rückwand Rear panel	30.03.2021
=1FD000+S1/11	Aufbauplan +S1 Schematic Diagram +S1	25.06.2021
=1FD000/12	Schaltschranklegende : =1FD000+S1-80K1 - =1FD045+S1-2F1 Enclosure legend : =1FD000+S1-80K1 - =1FD045+S1-2F1	25.06.2021
=1FD000+R10/15	Aufbauplan +R10 Schematic Diagram +R10	25.06.2021
=1FD000+R11/16	Aufbauplan +R11 Schematic Diagram +R11	01.04.2021
=1FD000+S1/20	Rücksetzen Fehler Verkleidung Reset Error Casing	26.03.2021
=1FD000+S1/30	Bedienkonsole Operating frame	25.06.2021
=1FD000+P101/33	Bedienpult P101 Control panel P101	08.03.2021
=1FD000+P200/35	Bedienpult P200 Control panel P200	25.06.2021
=1FD000+P201/37	Bedienpult P201 Control panel P201	08.03.2021
=1FD000+P300/39	Bedienpult P300 Control panel P300	25.06.2021
=1FD000+P301/41	Bedienpult P301 Control panel P301	11.03.2021
=1FD000/70	Maschinenübersicht Machine overview	25.06.2021
=1FD000+S1/80	Ethernet Verbindung und IP Adressen Ethernet Connection and IP Addresses	25.06.2021
=1FD000+S1/81	Ethernet Verbindung und IP Adressen Ethernet Connection and IP Addresses	25.06.2021
=1FD000+M1/87	Ethernet Verbindung und IP Adressen Ethernet Connection and IP Addresses	25.06.2021
=1FD001+S1/1	Einspeisung Mains	25.06.2021
=1FD001+S1/3	Potentialausgleich Equipotential bonding	25.06.2021
=1FD001+S1/5	Versorgung 115V Supply 115V	25.06.2021
=1FD001+S1/6	Schaltschrankleuchte Switch cabinet light	25.06.2021
=1FD001+S1/8	Steckdose / Programmierschnittstelle Socket / programming interface	25.06.2021
=1FD001+S1/9	Klimatisierung Air-conditioning	25.06.2021
=1FD002+S1/1	Steuerspannung Control voltage	25.06.2021
=1FD002+S1/3	Steuerspannung Control voltage	25.06.2021
=1FD002+S1/5	Steuerspannung Control voltage	25.06.2021
=1FD002+S1/10	Potential Verteiler XV1 Potential Distributor XV1	25.06.2021
=1FD002+S1/12	Potential Verteiler XV1.2/XV1.3/XV1.5 Potential Distributor XV1.2/XV1.3/XV1.5	25.06.2021
=1FD002+S1/13	Potential Verteiler XV1.4/XV1.40 Potential Distributor XV1.4/XV1.40	25.06.2021

Schutzvermerk ISO 16016 beachten / Refer to protection notice ISO 16016.

0		1		2	3	4	5	6	7	8	9	
Erstellungsdatum Date of creation	25.06.2021	Änderungsdatum Modification date	25.06.2021	Kunde Customer Indianapolis Blue Marble USA		KHS	Inhaltsverzeichnis		Auftragsnummer Order Number K-89407962-000100	Vorherige Seite Previous page 4.1	Folgeblatt Next Sheet 5.1	
Name Name	T. Braun	Name Name	schoeffel									
Version Version	14	Prüfung Check							Maschine Machine Innofill Can C	=1FD000		Blatt Sheet 5

Inhaltsverzeichnis
Table Of Contents

Seite Page	Benennung Coding	Datum Date
=1FD002+S1/16	Potential Verteiler XV2 Potential Distributor XV2	25.06.2021
=1FD002+S1/17	Potential Verteiler XV2 Potential Distributor XV2	25.06.2021
=1FD002+S1/40	Störmeldungen Sicherungsautomaten Fault Indications Miniature circuit breakers	23.03.2021
=1FD003+S1/1	S7-1500 Rackaufbau S7-1500 Rack layout	23.03.2021
=1FD003+S1/2	Kartenversorgung Card power supply	25.06.2021
=1FD003+S1/4	Digitaleingabe Digital input	23.02.2021
=1FD003+S1/9	Redis Single	25.06.2021
=1FD003+S1/20	ET200SP Aufbau ET200SP Layout	18.03.2021
=1FD003+S1/21	Kartenversorgung Card power supply	25.06.2021
=1FD003+S1/22	Digitaleingabe Digital input	25.06.2021
=1FD003+S1/23	Digitaleingabe Digital input	18.03.2021
=1FD003+S1/25	Analogeingabe Analogue input	23.02.2021
=1FD003+S1/27	Digitalausgabe Digital output	18.03.2021
=1FD003+S1/29	Analogausgabe Analogue output	18.03.2021
=1FD003+M1/50	IO Link Master V1	25.06.2021
=1FD003+M1/51	IO Link Master V1	25.06.2021
=1FD003+M1/52	IO Link Master V1	03.03.2021
=1FD003+M1/53	IO Link Master V1	25.06.2021
=1FD003+M1/59	Spannungsversorgung IO Link Master Voltage supply IO Link Master	25.06.2021
=1FD003+M1/60	IO Link Eingangsmodul IO Link Input module	03.03.2021
=1FD003+M1/61	IO Link Eingangsmodul IO Link Input module	25.06.2021
=1FD003+M1/62	IO Link Eingangsmodul IO Link Input module	25.06.2021
=1FD003+M1/63	IO Link Eingangsmodul IO Link Input module	25.06.2021
=1FD003+M1/68	IO Link Ansteuerung Eingangsmodul IO Link Drive Input module	25.06.2021
=1FD003+M1/70	Ventilinsel I/O Link Valve terminal I/O Link	19.03.2021
=1FD003+M1/71	Ventilinsel I/O Link Valve terminal I/O Link	19.03.2021
=1FD003+M1/74	Ventilinsel I/O Link Sicherheit Valve terminal I/O Link Safety	25.06.2021
=1FD003+M1/75	Ventilinsel I/O Link Valve terminal I/O Link	25.06.2021
=1FD003+M1/77	Ventilinsel I/O Link Valve terminal I/O Link	25.06.2021
=1FD003+M1/80	Ventilinsel Valve terminal	11.03.2021
=1FD003+M1/82	Ventilinsel Valve terminal	11.03.2021
=1FD003+M1/83	Ventilinsel Valve terminal	22.03.2021
=1FD004+S1/1	Bedienkonsole PC2100 Bedienpult Operating frame PC2100 Control panel	25.06.2021
=1FD004+S1/2	Bedienkonsole PC2100 Operating frame PC2100	25.06.2021
=1FD004+S1/3	Bedienkonsole PC2100 Operating frame PC2100	25.06.2021
=1FD004+M1/7	Zustandsleuchte Maschine Indicator lamp Machine	25.06.2021
=1FD004+M1/8	Zustandsleuchte Maschine Indicator lamp Machine	25.06.2021
=1FD005+S1/1	Sicherheitssteuerung Pnozmulti 1 Safety Control Pnozmulti 1	25.06.2021
=1FD005+S1/2	Sicherheitssteuerung Pnozmulti 1 Safety Control Pnozmulti 1	23.03.2021
=1FD005+S1/3	Sicherheitssteuerung Pnozmulti 1 Safety Control Pnozmulti 1	17.03.2021
=1FD005+S1/4	Versorgung Sicherheitssteuerung 1 Supply Safety Control 1	25.06.2021
=1FD005+S1/5	Versorgung Sicherheitssteuerung Supply Safety Control	25.06.2021
=1FD005+S1/6	Sicherheitssteuerung Eingänge_Ausgänge 1 Safety Control Inputs_Outputs 1	23.03.2021
=1FD005+S1/7	Sicherheitssteuerung Eingänge_Ausgänge 1 Safety Control Inputs_Outputs 1	23.03.2021
=1FD005+S1/8	Sicherheitssteuerung Eingänge_Ausgänge 1 Safety Control Inputs_Outputs 1	16.03.2021
=1FD005+S1/9	Sicherheitssteuerung Eingänge_Ausgänge Safety Control Inputs_Outputs	16.03.2021
=1FD005+S1/10	Sicherheitssteuerung Eingänge_Ausgänge Safety Control Inputs_Outputs	17.03.2021
=1FD005+S1/11	Sicherheitssteuerung Eingänge_Ausgänge 1 Safety Control Inputs_Outputs 1	16.03.2021

Schutzvermerk ISO 16016 beachten / Refer to protection notice ISO 16016.

Inhaltsverzeichnis
Table Of Contents

Seite Page	Benennung Coding	Datum Date
=1FD005+S1/14	Potential Verteiler XVT0/XVT1/XVT2/XVT3 Potential Distributor XVT0/XVT1/XVT2/XVT3	25.06.2021
=1FD005+S1/15	S7-1500 Rackaufbau S7-1500 Rack layout	23.03.2021
=1FD005+S1/16	Kartenversorgung Card power supply	25.06.2021
=1FD005+S1/17	Digitaleingabe Digital input	16.03.2021
=1FD005+S1/18	Digitalausgabe Digital output	16.03.2021
=1FD005+S1/19	Digitalausgabe Digital output	16.03.2021
=1FD005+S1/28	Sicherheitssteuerung SDD Controler Safety Control SDD Controler	25.06.2021
=1FD005+S1/30	Kein Not-Halt Füller No Emergency stop Filler	25.06.2021
=1FD005+S1/31	Potential 3.x Ein +S Potential 3.x On +S	25.06.2021
=1FD005+S1/35	Potential 4.x Ein +S Potential 4.x On +S	25.06.2021
=1FD005+S1/37	Potential 5.x Ein +S Potential 5.x On +S	25.06.2021
=1FD005+S1/42	Sicherheit Fremdmaschine Safety External Machine	23.03.2021
=1FD005+S1/44	Sicherheit Service Safety Service	25.06.2021
=1FD005+S1/48	Fehler Rücksetzen Error Reset	25.06.2021
=1FD005+S1/54	Verkleidung Bereich +P100 Casing Area +P100	25.06.2021
=1FD005+S1/55	Verkleidung Bereich +P100 Casing Area +P100	25.06.2021
=1FD005+S1/59	Tipptaster Bereich 100 Tip button Area 100	25.06.2021
=1FD005+S1/60	Not-Halt Bereich 100 Emergency stop Area 100	25.06.2021
=1FD005+S1/61	Verkleidung öffnen / Quittieren Bereich 100 Casing open / acknowledge Area 100	19.05.2021
=1FD005+S1/74	Verkleidung Bereich +P200 Casing Area +P200	25.06.2021
=1FD005+S1/75	Verkleidung Bereich +P200 Casing Area +P200	25.06.2021
=1FD005+S1/79	Tipptaster Bereich 200 Tip button Area 200	25.06.2021
=1FD005+S1/80	Not-Halt Bereich 200 Emergency stop Area 200	25.06.2021
=1FD005+S1/81	Verkleidung öffnen / Quittieren Bereich 200 Casing open / acknowledge Area 200	19.05.2021

Seite Page	Benennung Coding	Datum Date
=1FD005+S1/94	Verkleidung Bereich +P300 Casing Area +P300	25.06.2021
=1FD005+S1/95	Verkleidung Bereich +P300 Casing Area +P300	25.06.2021
=1FD005+S1/96	Verkleidung Bereich +P300 Casing Area +P300	25.06.2021
=1FD005+S1/99	Tipptaster Bereich +P300 Tip button Area +P300	25.06.2021
=1FD005+S1/100	Not-Halt Bereich +P300 Emergency stop Area +P300	25.06.2021
=1FD005+S1/101	Verkleidung öffnen / Quittieren Bereich +P300 Casing open / acknowledge Area +P300	19.05.2021
=1FD005+S1/260	Sicherheitsventil Festo MS6 Potential 3.x Relief valve Festo MS6 Potential 3.x	25.06.2021
=1FD005+S1/261	Sicherheitsventil Festo MS6 Potential 4.x Relief valve Festo MS6 Potential 4.x	25.06.2021
=1FD005+S1/262	Sicherheitsventil Festo MS6 Potential 5.x Relief valve Festo MS6 Potential 5.x	25.06.2021
=1FD005+M1/270	PDP Modul Sicherheitsinitiator	03.03.2021
=1FD005+M1/271	PDP Modul Sicherheitsinitiator	03.03.2021
=1FD005+M1/272	PDP Modul Sicherheitsinitiator	22.03.2021
=1FD005+M1/273	PDP Modul Sicherheitsinitiator	03.03.2021
=1FD005+M1/276	PDP Modul Sicherheitsinitiator	03.03.2021
=1FD005+M1/277	PDP Modul Sicherheitsinitiator	03.03.2021
=1FD005+S1/300	Betriebsart Operation mode	16.03.2021
=1FD005+S1/301	Betriebsart Operation mode	16.03.2021
=1FD005+S1/303	Schnittstelle upstream Interface upstream	16.03.2021
=1FD005+S1/304	Schnittstelle upstream Interface upstream	17.03.2021
=1FD006+S1/1	Servosteuerung Aufbau Servo control Layout	24.02.2021
=1FD006+S1/3	Servosteuerung Drive-CliQ Bus Servo control Drive-CliQ Bus	23.03.2021
=1FD006+S1/7	Servosteuerung Versorgung 24VDC Servo control Supply 24VDC	25.06.2021
=1FD006+S1/8	Sinamics D445 Eingänge/Ausgänge Sinamics D445 Inputs/Outputs	25.06.2021
=1FD006+S1/10	Sinamics D445 Eingänge/Ausgänge Sinamics D445 Inputs/Outputs	24.02.2021

Schutzvermerk ISO 16016 beachten / Refer to protection notice ISO 16016.

0		1		2	3	4	5	6	7	8	9	
Erstellungsdatum Date of creation	25.06.2021	Änderungsdatum Modification date	25.06.2021	Kunde Customer Indianapolis Blue Marble USA		KHS	Inhaltsverzeichnis		Auftragsnummer Order Number K-89407962-000100	Vorherige Seite Previous page 5.1	Folgeblatt Next Sheet 5.3	
Name Name	T. Braun	Name Name	schoeffel						Maschine Machine Innofill Can C	=1FD000		Blatt Sheet 5.2
Version Version	14	Prüfung Check										

Inhaltsverzeichnis
Table Of Contents

Seite Page	Benennung Coding	Datum Date
=1FD010+S1/1	Servosteuerung Aufbau Servo control Layout	11.03.2021
=1FD010+S1/2	Servosteuerung Aufbau Servo control Layout	11.03.2021
=1FD010+S1/3	Servosteuerung Versorgung 400VAC Servo control Supply 400VAC	25.06.2021
=1FD010+S1/4	Servomotor Füller Servo motor Filler	25.06.2021
=1FD010+S1/5	Servomotor Verschließer Servo motor Capper	25.06.2021
=1FD010+S1/6	Servomotor Einlaufstern Servo motor Infeed star	25.06.2021
=1FD010+S1/7	Servomotor Schneckenantrieb Einlauf Servo motor Worm drive Infeed	25.06.2021
=1FD010+S1/30	Steuerung Servomotor Control Servo motor	25.06.2021
=1FD010+S1/31	Steuerung Servomotor Control Servo motor	25.06.2021
=1FD010+S1/34	Steuerung Servomotor Control Servo motor	25.06.2021
=1FD011+S1/1	Lückenerkennung Gap detection	25.06.2021
=1FD013+M1/1	Kessel Niveau Boiler Level	25.06.2021
=1FD014+S1/1	Netzteil 72VDC Höhenverstellung power supply 72VDC Height adjustment	25.06.2021
=1FD014+S1/2	Überwachung Höhenverstellung Verschließer monitoring Height adjustment Capper	25.06.2021
=1FD014+R10/3	Überwachung Höhenverstellung Füller monitoring Height adjustment Filler	25.06.2021
=1FD014+S1/4	Überwachung Höhenverstellung manuell monitoring Height adjustment manual	23.03.2021
=1FD017+S1/1	Schmierung Lubrication	25.06.2021
=1FD018+M1/1	Ventile Dosensperre Valves Can block	05.03.2021
=1FD036+S1/1	Verschließer Capper	25.06.2021
=1FD036+S1/3	Verschließer Capper	25.06.2021
=1FD038+S1/1	Zutransport Infeed	25.06.2021
=1FD038+S1/2	Einstellungen Frequenzumrichter Settings Frequency converter	25.06.2021
=1FD038+S1/2.1	Einstellungen Frequenzumrichter Settings Frequency converter	25.06.2021
=1FD039+S1/1	Abtransport Outlet	25.06.2021
=1FD039+S1/2	Einstellungen Frequenzumrichter Settings Frequency converter	25.06.2021
=1FD039+S1/2.1	Einstellungen Frequenzumrichter Settings Frequency converter	25.06.2021
=1FD045+S1/1	Reserve Reserve	25.06.2021
=1FD045+S1/2	Reserve	25.06.2021
=1FD045+S1/2.1	Reserve	25.06.2021
=1FD045+S1/2.2	Reserve	25.06.2021
=1FD045+S1/3	Reserve Reserve	25.06.2021
=1FD045+S1/4	Reserve Reserve	25.06.2021
=1FD050+S1/1	Maschinentakt Machine cycle	25.06.2021
=1FD050+S1/2	Dosenerkennung / Synchrontakt Can detection / Synchronizing Cycle	25.06.2021
=1FD050+M1/4	Übersicht Schleifring overview Slip ring	25.06.2021
=1FD050+R10/10	Potential Verteiler +R10/XV2 Potential Distributor +R10/XV2	12.03.2021
=1FD051+R10/2	Sicherungsautomaten +R10 Miniature circuit breakers +R10	25.06.2021
=1FD051+S1/3	X20CP1586 Rackaufbau X20CP1586 Rack layout	25.06.2021
=1FD051+S1/5	Kartenversorgung Card power supply	25.06.2021
=1FD051+S1/6	Übersicht Digitaleingabe / Digitalausgabe overview Digital input / Digital output	22.02.2021
=1FD051+S1/7	Eingänge Takt Inputs Pulse	30.03.2021
=1FD051+S1/8	Unterfüllung Dose Underfilled Can	22.02.2021
=1FD051+R10/10	X20 Rackaufbau +R10 X20 Rack layout +R10	25.06.2021
=1FD051+R10/11	Kartenversorgung +R10 Card power supply +R10	12.03.2021
=1FD051+R10/12	Ausgangskarte I/O Link Output card I/O Link	22.02.2021
=1FD051+R10/13	Ausgangskarte I/O Link Output card I/O Link	25.02.2021
=1FD051+R10/14	Ausgangskarte I/O Link Output card I/O Link	25.06.2021
=1FD051+R10/30	Ventil Steuerung Valve Control	25.02.2021

Schutzvermerk ISO 16016 beachten / Refer to protection notice ISO 16016.

Inhaltsverzeichnis
Table Of Contents

Seite Page	Benennung Coding	Datum Date
=1FD051+R10/31	Ventil Steuerung Valve Control	25.02.2021
=1FD051+R10/32	Ventil Steuerung Valve Control	25.02.2021
=1FD051+R10/33	Ventil Steuerung Valve Control	25.02.2021
=1FD051+R10/34	Ventil Steuerung Valve Control	25.02.2021
=1FD051+R10/35	Ventil Steuerung Valve Control	25.02.2021
=1FD051+R10/36	Ventil Steuerung Valve Control	25.02.2021
=1FD051+R10/37	Ventil Steuerung Valve Control	25.02.2021
=1FD051+R10/40	Ventil Steuerung Valve Control	25.02.2021
=1FD051+R10/41	Ventil Steuerung Valve Control	25.02.2021
=1FD051+R10/42	Ventil Steuerung Valve Control	25.02.2021
=1FD051+R10/43	Ventil Steuerung Valve Control	25.02.2021
=1FD051+R10/44	Ventil Steuerung Valve Control	25.02.2021
=1FD051+R10/45	Ventil Steuerung Valve Control	25.02.2021
=1FD051+R10/46	Ventil Steuerung Valve Control	25.02.2021
=1FD051+R10/47	Ventil Steuerung Valve Control	25.02.2021
=1FD051+R10/48	Ventil Steuerung Valve Control	25.02.2021
=1FD051+R10/49	Ventil Steuerung Valve Control	25.02.2021
=1FD051+R10/50	Ventil Steuerung Valve Control	25.02.2021
=1FD051+R10/51	Ventil Steuerung Valve Control	25.02.2021
=1FD051+R10/60	Ventil 1MM720/1MM721 Valve 1MM720/1MM721	25.06.2021
=1FD051+M1/61	Ventil 1MM40 Valve 1MM40	23.03.2021
=1FD051+M1/62	Ventil 1MM39/1MM139 Valve 1MM39/1MM139	19.03.2021
=1FD052+R10/1	Einstellungen magnetisch induktive Durchflussmesser Settings magnetic inductive Flow meter	24.02.2021
=1FD052+R11/10	X20 Rackaufbau +R11 X20 Rack layout +R11	24.02.2021
=1FD052+R11/11	Kartenversorgung +R11 Card power supply +R11	24.02.2021
=1FD052+R11/12	Eingangskarte Input card	22.02.2021
=1FD052+R11/13	Eingangskarte Input card	24.02.2021
=1FD052+R11/20	magnetisch induktive Durchflussmessung magnetic inductive Flow measurement	24.02.2021
=1FD052+R11/21	magnetisch induktive Durchflussmessung magnetic inductive Flow measurement	24.02.2021
=1FD052+R11/22	magnetisch induktive Durchflussmessung magnetic inductive Flow measurement	24.02.2021
=1FD052+R11/23	magnetisch induktive Durchflussmessung magnetic inductive Flow measurement	24.02.2021
=1FD052+R11/24	magnetisch induktive Durchflussmessung magnetic inductive Flow measurement	24.02.2021
=1FD052+R11/25	magnetisch induktive Durchflussmessung magnetic inductive Flow measurement	24.02.2021
=1FD052+R11/26	magnetisch induktive Durchflussmessung magnetic inductive Flow measurement	24.02.2021
=1FD052+R11/27	magnetisch induktive Durchflussmessung magnetic inductive Flow measurement	24.02.2021
=1FD052+R11/30	Potential Verteiler XV50 Potential Distributor XV50	25.06.2021
=1FD052+R11/31	Potential Verteiler XV50 Potential Distributor XV50	25.06.2021
=1FD052+R11/32	Potential Verteiler XV50 Potential Distributor XV50	25.06.2021
=1FD060+M1/1	Überwachung Ventile monitoring Valves	25.06.2021
=1FD060+M1/2	Überwachung Ventile monitoring Valves	25.06.2021
=1FD060+M1/3	Überwachung Ventile monitoring Valves	25.06.2021
=1FD060+M1/4	Überwachung Ventile monitoring Valves	25.06.2021
=1FD060+M1/5	Überwachung Ventile monitoring Valves	25.06.2021
=1FD060+M1/6	Überwachung Ventile monitoring Valves	25.06.2021
=1FD060+M1/7	Überwachung Ventile monitoring Valves	25.06.2021
=1FD060+M1/20	Ventile Valves	11.03.2021
=1FD060+M1/21	Ventile Valves	18.03.2021
=1FD060+M1/22	Ventile Valves	08.03.2021

Schutzvermerk ISO 16016 beachten / Refer to protection notice ISO 16016.

Inhaltsverzeichnis
Table Of Contents

Seite Page	Benennung Coding	Datum Date
=1FD060+M1/40	Druckaufnehmer Pressure sensor	25.06.2021
=1FD060+M1/41	Druckaufnehmer Pressure sensor	25.06.2021
=1FD060+M1/42	Temperaturmessung Temperature measurement	25.06.2021
=1FD060+M1/44	Regelventil Control valve	25.06.2021
=1FD060+M1/45	Druckregelventil Pressure control valve	25.06.2021
=1FD060+M1/46	Druckwächter Versorgungsluft Pressure control device Supply Air	25.06.2021
=1FD060+M1/48	Schalter Vorlauf Start / Stopp Switch Feed line Start / Stop	25.06.2021
=1FD070+M1/1	Überwachung Ventile monitoring Valves	25.06.2021
=1FD070+M1/2	Überwachung Ventile monitoring Valves	25.06.2021
=1FD070+M1/3	Überwachung Ventile monitoring Valves	25.06.2021
=1FD070+M1/4	Überwachung Ventile monitoring Valves	25.06.2021
=1FD070+M1/5	Überwachung Ventile monitoring Valves	25.06.2021
=1FD070+M1/7	Überwachung Ventile monitoring Valves	25.06.2021
=1FD070+M1/20	Ventile Valves	23.03.2021
=1FD070+M1/21	Ventile Valves	11.03.2021
=1FD070+M1/22	Ventile Valves	11.03.2021
=1FD070+M1/44	Regelventil Control valve	25.06.2021
=1FD078+M1/1	CO2 Regelung Verschließer CO2 Control Capper	22.03.2021
=1FD078+S1/2	CO2 Unterdeckelbegasung CO2 Undercover gassing	25.06.2021
=1FD083+M1/1	Überwachung Sicherheitsventil monitoring Relief valve	25.06.2021
=1FD083+M1/2	Überwachung Sicherheitsventil monitoring Relief valve	23.03.2021
=1FD083+M1/10	Ventile Valves	22.03.2021
=1FD083+M1/11	Ventile Valves	23.03.2021
=1FD083+M1/42	Temperaturmessung Temperature measurement	25.06.2021

Seite Page	Benennung Coding	Datum Date
=1FD085+M1/1	Dosendusche can shower	12.03.2021
=1FD090+M1/1	Tulpen Dusche Bottle Clamping Shower spray	11.03.2021
=1FD930+S1/1	Schnittstelle Deckelzufuhr Interface Lid Supply	25.06.2021
=1FD962+S1/1	Signalaustausch Stickstoffdosierung CHART Signal Interchange Nitrogen dosing CHART	25.06.2021
=1FD962+S1/2	Signalaustausch Stickstoffdosierung CHART Signal exchange Nitrogen dosing CHART	19.05.2021
=1FD962+S1/3	Signalaustausch Stickstoffdosierung CHART Signal Interchange Nitrogen dosing CHART	19.03.2021
=1FD980+S1/1	Schnittstelle CIP Interface CIP	23.03.2021
=1FD980+S1/5	Schnittstelle CIP Interface CIP	11.03.2021
=1FD981+S1/1	Schnittstelle Produktlinie Interface Product Station	23.03.2021
=1FD981+S1/5	Schnittstelle Produktlinie Interface Product Station	11.03.2021
=1FD990+S1/1	Schnittstelle Transport Interface Transport	23.03.2021
=1FD990+S1/4	Signalaustausch Transport Maschinentakt Signal Interchange Transport Machine cycle	25.06.2021
=1FD990+S1/6	Schnittstelle Transport Interface Transport	11.03.2021
=1FD999+S1/1	Signalaustausch Kunde Signal exchange Customer	25.06.2021
=1FD1000/1	Übersicht Kabel Overview Cable	25.06.2021
=1FD1000/2	Übersicht Kabel Overview Cable	25.06.2021
=1FD1000/3	Übersicht Kabel Overview Cable	25.06.2021
=1FD1000/4	Übersicht Kabel Overview Cable	25.06.2021
=1FD1000/5	Übersicht Kabel Overview Cable	25.06.2021
=1FD1000/6	Übersicht Kabel Overview Cable	25.06.2021
=1FD1000/7	Übersicht Kabel Overview Cable	25.06.2021
=1FD1000/8	Übersicht Kabel Overview Cable	25.06.2021
=1FD1000/9	Übersicht Kabel Overview Cable	25.06.2021
=1FD1000/10	Übersicht Kabel Overview Cable	25.06.2021

Schutzvermerk ISO 16016 beachten / Refer to protection notice ISO 16016.

Inhaltsverzeichnis
Table Of Contents

Seite Page	Benennung Coding	Datum Date
=1FD1000/11	Übersicht Kabel Overview Cable	25.06.2021
=1FD1000/12	Übersicht Kabel Overview Cable	25.06.2021
=1FD1000/13	Übersicht Kabel Overview Cable	25.06.2021
=1FD1000/14	Übersicht Kabel Overview Cable	25.06.2021
=1FD1000/15	Übersicht Kabel Overview Cable	25.06.2021
=1FD1000/16	Übersicht Kabel Overview Cable	25.06.2021
=1FD1021/1	Klemmenplan =1FD001+S1-X1 Terminal diagram =1FD001+S1-X1	25.06.2021
=1FD1021/2	Klemmenplan =1FD002+S1-X2 Terminal diagram =1FD002+S1-X2	25.06.2021
=1FD1021/3	Klemmenplan =1FD002+S1-XV1 Terminal diagram =1FD002+S1-XV1	25.06.2021
=1FD1021/4	Klemmenplan =1FD002+S1-XV1 Terminal diagram =1FD002+S1-XV1	25.06.2021
=1FD1021/5	Klemmenplan =1FD002+S1-XV1.2 Terminal diagram =1FD002+S1-XV1.2	25.06.2021
=1FD1021/6	Klemmenplan =1FD002+S1-XV1.3 Terminal diagram =1FD002+S1-XV1.3	25.06.2021
=1FD1021/7	Klemmenplan =1FD002+S1-XV1.4 Terminal diagram =1FD002+S1-XV1.4	25.06.2021
=1FD1021/8	Klemmenplan =1FD002+S1-XV1.4 Terminal diagram =1FD002+S1-XV1.4	25.06.2021
=1FD1021/9	Klemmenplan =1FD002+S1-XV1.5 Terminal diagram =1FD002+S1-XV1.5	25.06.2021
=1FD1021/10	Klemmenplan =1FD002+S1-XV1.40 Terminal diagram =1FD002+S1-XV1.40	25.06.2021
=1FD1021/11	Klemmenplan =1FD002+S1-XV2 Terminal diagram =1FD002+S1-XV2	25.06.2021
=1FD1021/12	Klemmenplan =1FD002+S1-XV2 Terminal diagram =1FD002+S1-XV2	25.06.2021
=1FD1021/13	Klemmenplan =1FD002+S1-XV2 Terminal diagram =1FD002+S1-XV2	25.06.2021
=1FD1021/14	Klemmenplan =1FD002+S1-XV2 Terminal diagram =1FD002+S1-XV2	25.06.2021
=1FD1021/15	Klemmenplan =1FD002+S1-XV2 Terminal diagram =1FD002+S1-XV2	25.06.2021
=1FD1021/16	Klemmenplan =1FD003+S1-X2 Terminal diagram =1FD003+S1-X2	25.06.2021
=1FD1021/17	Klemmenplan =1FD005+S1-X5 Terminal diagram =1FD005+S1-X5	25.06.2021
=1FD1021/18	Klemmenplan =1FD005+S1-X5 Terminal diagram =1FD005+S1-X5	25.06.2021
=1FD1021/19	Klemmenplan =1FD005+S1-X5 Terminal diagram =1FD005+S1-X5	25.06.2021
=1FD1021/20	Klemmenplan =1FD005+S1-X5 Terminal diagram =1FD005+S1-X5	25.06.2021
=1FD1021/21	Klemmenplan =1FD005+S1-XVT0 Terminal diagram =1FD005+S1-XVT0	25.06.2021
=1FD1021/22	Klemmenplan =1FD005+S1-XVT1 Terminal diagram =1FD005+S1-XVT1	25.06.2021
=1FD1021/23	Klemmenplan =1FD005+S1-XVT2 Terminal diagram =1FD005+S1-XVT2	25.06.2021
=1FD1021/24	Klemmenplan =1FD005+S1-XVT3 Terminal diagram =1FD005+S1-XVT3	25.06.2021
=1FD1021/25	Klemmenplan =1FD010+S1-X5 Terminal diagram =1FD010+S1-X5	25.06.2021
=1FD1021/26	Klemmenplan =1FD011+S1-X2 Terminal diagram =1FD011+S1-X2	25.06.2021
=1FD1021/27	Klemmenplan =1FD017+S1-X2 Terminal diagram =1FD017+S1-X2	25.06.2021
=1FD1021/28	Klemmenplan =1FD036+S1-X2 Terminal diagram =1FD036+S1-X2	25.06.2021
=1FD1021/29	Klemmenplan =1FD036+S1-X2 Terminal diagram =1FD036+S1-X2	25.06.2021
=1FD1021/30	Klemmenplan =1FD045+S1-X2 Terminal diagram =1FD045+S1-X2	25.06.2021
=1FD1021/31	Klemmenplan =1FD005+S1-X5 Terminal diagram =1FD005+S1-X5	25.06.2021
=1FD1021/32	Klemmenplan =1FD050+S1-X2 Terminal diagram =1FD050+S1-X2	25.06.2021
=1FD1021/33	Klemmenplan =1FD050+S1-X50 Terminal diagram =1FD050+S1-X50	25.06.2021
=1FD1021/34	Klemmenplan =1FD051+S1-X2 Terminal diagram =1FD051+S1-X2	25.06.2021
=1FD1021/35	Klemmenplan =1FD078+S1-X2 Terminal diagram =1FD078+S1-X2	25.06.2021
=1FD1021/36	Klemmenplan =1FD930+S1-X9 Terminal diagram =1FD930+S1-X9	25.06.2021
=1FD1021/37	Klemmenplan =1FD980+S1-X5 Terminal diagram =1FD980+S1-X5	25.06.2021
=1FD1021/38	Klemmenplan =1FD981+S1-X5 Terminal diagram =1FD981+S1-X5	25.06.2021
=1FD1021/39	Klemmenplan =1FD990+S1-X5 Terminal diagram =1FD990+S1-X5	25.06.2021
=1FD1021/40	Klemmenplan =1FD990+S1-X9 Terminal diagram =1FD990+S1-X9	25.06.2021
=1FD1021/41	Klemmenplan =1FD014+R10-X2 Terminal diagram =1FD014+R10-X2	25.06.2021
=1FD1021/42	Klemmenplan =1FD050+R10-X50 Terminal diagram =1FD050+R10-X50	25.06.2021

Schutzvermerk ISO 16016 beachten / Refer to protection notice ISO 16016.

Inhaltsverzeichnis
Table Of Contents

Seite Page	Benennung Coding	Datum Date
=1FD1021/43	Klemmenplan =1FD050+R10-XV2 Terminal diagram =1FD050+R10-XV2	25.06.2021
=1FD1021/44	Klemmenplan =1FD051+R10-X2 Terminal diagram =1FD051+R10-X2	25.06.2021
=1FD1021/45	Klemmenplan =1FD051+R11-X2 Terminal diagram =1FD051+R11-X2	25.06.2021
=1FD1021/46	Klemmenplan =1FD052+R11-XV50 Terminal diagram =1FD052+R11-XV50	25.06.2021
=1FD1021/47	Klemmenplan =1FD052+R11-XV50 Terminal diagram =1FD052+R11-XV50	25.06.2021
=1FD1021/48	Klemmenplan =1FD052+R11-XV50 Terminal diagram =1FD052+R11-XV50	25.06.2021
=1FD1021/49	Klemmenplan =1FD052+R11-XV50 Terminal diagram =1FD052+R11-XV50	25.06.2021
=1FD1021/50	Klemmenplan =1FD052+R11-XV50 Terminal diagram =1FD052+R11-XV50	25.06.2021
=1FD1021/51	Klemmenplan =1FD052+R11-XV50 Terminal diagram =1FD052+R11-XV50	25.06.2021
=1FD1021/52	Klemmenplan =1FD052+R11-XV50 Terminal diagram =1FD052+R11-XV50	25.06.2021
=1FD1021/53	Klemmenplan =1FD052+R11-XV50 Terminal diagram =1FD052+R11-XV50	25.06.2021
=1FD1021/54	Klemmenplan =1FD052+R11-XV50 Terminal diagram =1FD052+R11-XV50	25.06.2021
=1FD1021/55	Klemmenplan =1FD052+R11-XV50 Terminal diagram =1FD052+R11-XV50	25.06.2021
=1FD1021/56	Klemmenplan =1FD052+R11-XV50 Terminal diagram =1FD052+R11-XV50	25.06.2021
=1FD1021/57	Klemmenplan =1FD052+R11-XV50 Terminal diagram =1FD052+R11-XV50	25.06.2021
=1FD1021/58	Klemmenplan =1FD052+R11-XV50 Terminal diagram =1FD052+R11-XV50	25.06.2021
=1FD1021/59	Klemmenplan =1FD052+R11-XV50 Terminal diagram =1FD052+R11-XV50	25.06.2021
=1FD1021/60	Klemmenplan =1FD052+R11-XV50 Terminal diagram =1FD052+R11-XV50	25.06.2021
=1FD1021/61	Klemmenplan =1FD052+R11-XV50 Terminal diagram =1FD052+R11-XV50	25.06.2021
=1FD1021/62	Klemmenplan =1FD052+R11-XV50 Terminal diagram =1FD052+R11-XV50	25.06.2021
=1FD1100/1	Stückliste Bill Of Materials	25.06.2021
=1FD1100/2	Stückliste Bill Of Materials	25.06.2021
=1FD1100/3	Stückliste Bill Of Materials	25.06.2021
=1FD1100/4	Stückliste Bill Of Materials	25.06.2021
=1FD1100/5	Stückliste Bill Of Materials	25.06.2021
=1FD1100/6	Stückliste Bill Of Materials	25.06.2021
=1FD1100/7	Stückliste Bill Of Materials	25.06.2021
=1FD1100/8	Stückliste Bill Of Materials	25.06.2021
=1FD1100/9	Stückliste Bill Of Materials	25.06.2021
=1FD1100/10	Stückliste Bill Of Materials	25.06.2021
=1FD1100/11	Stückliste Bill Of Materials	25.06.2021
=1FD1100/12	Stückliste Bill Of Materials	25.06.2021
=1FD1100/13	Stückliste Bill Of Materials	25.06.2021
=1FD1100/14	Stückliste Bill Of Materials	25.06.2021
=1FD1100/15	Stückliste Bill Of Materials	25.06.2021
=1FD1100/16	Stückliste Bill Of Materials	25.06.2021
=1FD1100/17	Stückliste Bill Of Materials	25.06.2021
=1FD1100/18	Stückliste Bill Of Materials	25.06.2021
=1FD1100/19	Stückliste Bill Of Materials	25.06.2021
=1FD1100/20	Stückliste Bill Of Materials	25.06.2021
=1FD1100/21	Stückliste Bill Of Materials	25.06.2021
=1FD1100/22	Stückliste Bill Of Materials	25.06.2021
=1FD1100/23	Stückliste Bill Of Materials	25.06.2021
=1FD1100/24	Stückliste Bill Of Materials	25.06.2021
=1FD1100/25	Stückliste Bill Of Materials	25.06.2021
=1FD1100/26	Stückliste Bill Of Materials	25.06.2021
=1FD1100/27	Stückliste Bill Of Materials	25.06.2021
=1FD1100/28	Stückliste Bill Of Materials	25.06.2021

Schutzvermerk ISO 16016 beachten / Refer to protection notice ISO 16016.

Inhaltsverzeichnis
Table Of Contents

Seite Page	Benennung Coding	Datum Date
=1FD1100/29	Stückliste Bill Of Materials	25.06.2021
=1FD1100/30	Stückliste Bill Of Materials	25.06.2021
=1FD1100/31	Stückliste Bill Of Materials	25.06.2021
=1FD1100/32	Stückliste Bill Of Materials	25.06.2021
=1FD1100/33	Stückliste Bill Of Materials	25.06.2021
=1FD1100/34	Stückliste Bill Of Materials	25.06.2021
=1FD1100/35	Stückliste Bill Of Materials	25.06.2021
=1FD1100/36	Stückliste Bill Of Materials	25.06.2021
=1FD1100/37	Stückliste Bill Of Materials	25.06.2021
=1FD1100/38	Stückliste Bill Of Materials	25.06.2021
=1FD1100/39	Stückliste Bill Of Materials	25.06.2021
=1FD1100/40	Stückliste Bill Of Materials	25.06.2021
=1FD2000+M1/1	Pneumatikblech	25.06.2021
=1FD2000+M1/2	Pneumatikblech	25.06.2021
=1FD2000+M1/3	Pneumatikblech	25.06.2021
=1FD2000+M1/4	Pneumatikblech	25.06.2021
=1FD2000+M1/5	Pneumatikblech	25.06.2021
=1FD2000+M1/10	Ventilinsel (blau-70K1) Valve terminal (blue-70K1)	23.03.2021
=1FD2000+M1/11	Ventilinsel (blau-70K1) Valve terminal (blue-70K1)	19.03.2021
=1FD2000+M1/12	Ventilinsel (blau-71K1) Valve terminal (blue-71K1)	23.03.2021
=1FD2000+M1/13	Ventilinsel (blau-71K1) Valve terminal (blue-71K1)	19.03.2021
=1FD2000+M1/20	Ventilinsel (schwarz-75K1) Valve terminal (black-75K1)	23.03.2021
=1FD2000+M1/21	Ventilinsel (schwarz-75K1) Valve terminal (black-75K1)	23.03.2021
=1FD2000+M1/30	Ventilinsel (rot-74K1) Valve terminal (red-74K1)	19.03.2021
=1FD2000+M1/31	Ventilinsel (rot-74K1) Valve terminal (red-74K1)	23.03.2021
=1FD2000+M1/32	Ventilinsel (schwarz-77K1) Valve terminal (black-77K1)	25.06.2021
=1FD2000+M1/33	Ventilinsel (schwarz-77K1) Valve terminal (black-77K1)	25.06.2021
=1FD2000+M1/50	Regelventile Control Valves	23.03.2021
=1FD2000+PNEUMATIC/900	Pneumatik Legende KHS	11.03.2021
=1FD2000+PNEUMATIC/901	Pneumatik Legende KHS	03.03.2021
=1FD2000+PNEUMATIC/902	Pneumatik Legende KHS	03.03.2021
=1FD3000/1	P&ID Innofill DVD-C 60	25.06.2021
=1FD3000+PROCESS/30	P&ID Legende KHS	25.06.2021
=1FD3000+PROCESS/31	P&ID Legende KHS	25.06.2021
=1FD3000+PROCESS/32	P&ID Legende Machine KHS	25.06.2021
=1FD3000+PROCESS/33	P&ID Legende Line KHS	25.06.2021

Schutzvermerk ISO 16016 beachten / Refer to protection notice ISO 16016.

Liste Motorschutzschalter
list of Motor protection switch

Benennung (BMK) Device Designation	Funktionstext Function Text	Typ Type	Hersteller Manufacturer	KHS Nummer KHS Number	Einstellbereich Setting range	**Einstellwert setting value**
=1FD002+S1-1QB1	Netzteil power supply	3RV20	Siemens	301262259240	2,2-3,2A	**3A**
=1FD010+S1-3QB2	SINAMICS S120 VSM10	3RV20	Siemens	301262259210	1,1-1,6A	**1,1A**

Schutzvermerk ISO 16016 beachten / Refer to protection notice ISO 16016.

-10A20 Kabelhalter
Cable support

-10A21 Türverriegelung
Door lock

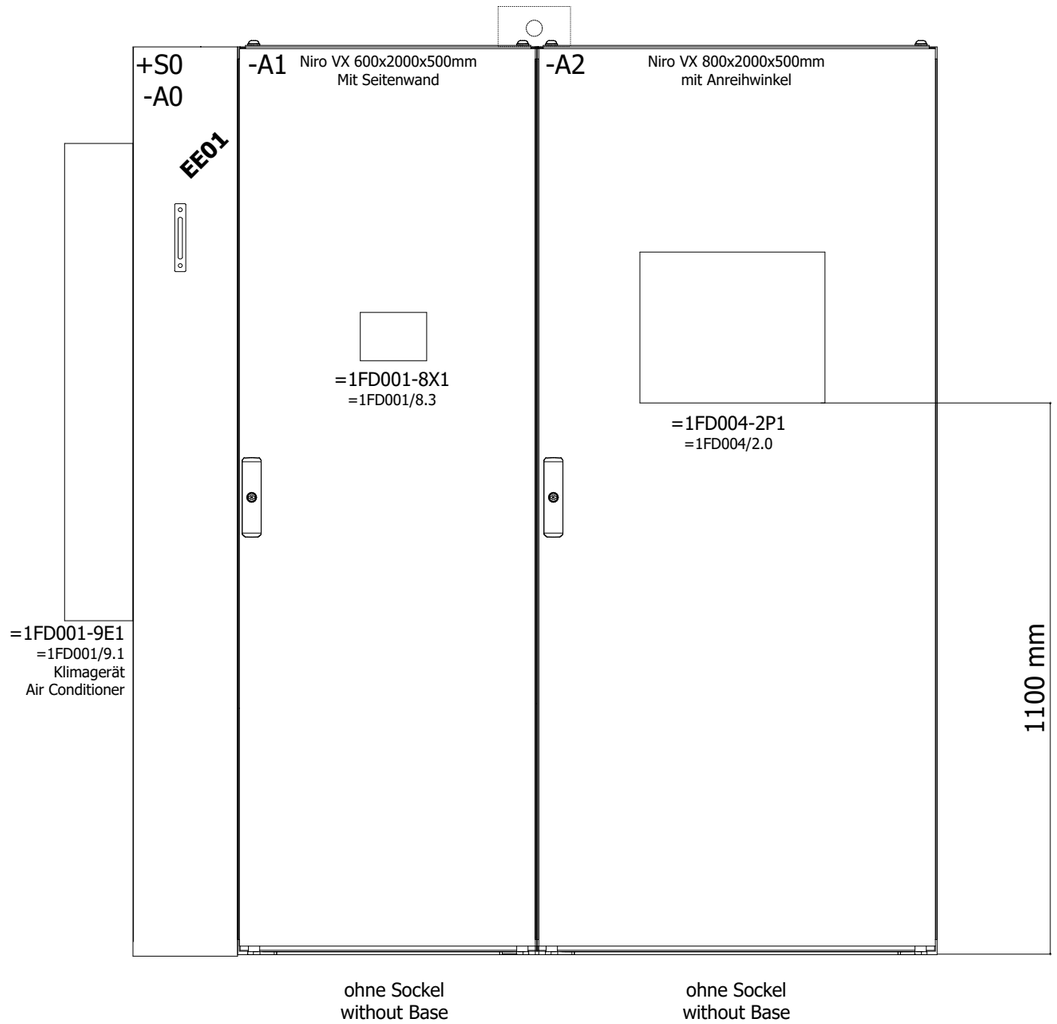

-10A11 Verschraubungen Messing
Screw Fittings Brass

M12 3x
M16 9x
M20 14x +2xBlind
M25 5x +1xBlind
M32 4x
M40 5x +Dichteinsatz

-10A12 Verschraubungen Messing
Screw Fittings Brass

M20 6x +1xBlind

M40 2x +1xBlind
M50 2x +1xBlind

Phönix CES 1x (6+4)

Schutzvermerk ISO 16016 beachten / Refer to protection notice ISO 16016.

0		1		2	3	4	5	6	7	8	9	
Erstellungsdatum Date of creation	22.02.2021	Änderungsdatum Modification date	30.03.2021	Kunde Customer Indianapolis Blue Marble USA		KHS	Aufbau Schaltschrank Layout Switch cabinet		Auftragsnummer Order Number K-89407962-000100	Vorherige Seite Previous page 8	Folgeblatt Next Sheet 10.1	
Name Name	T. Braun	Name Name	schoeffel						Maschine Machine Innofill Can C	=1FD000	+S1	Blatt Sheet 10
Version Version	14	Prüfung Check										

600 mm

800 mm

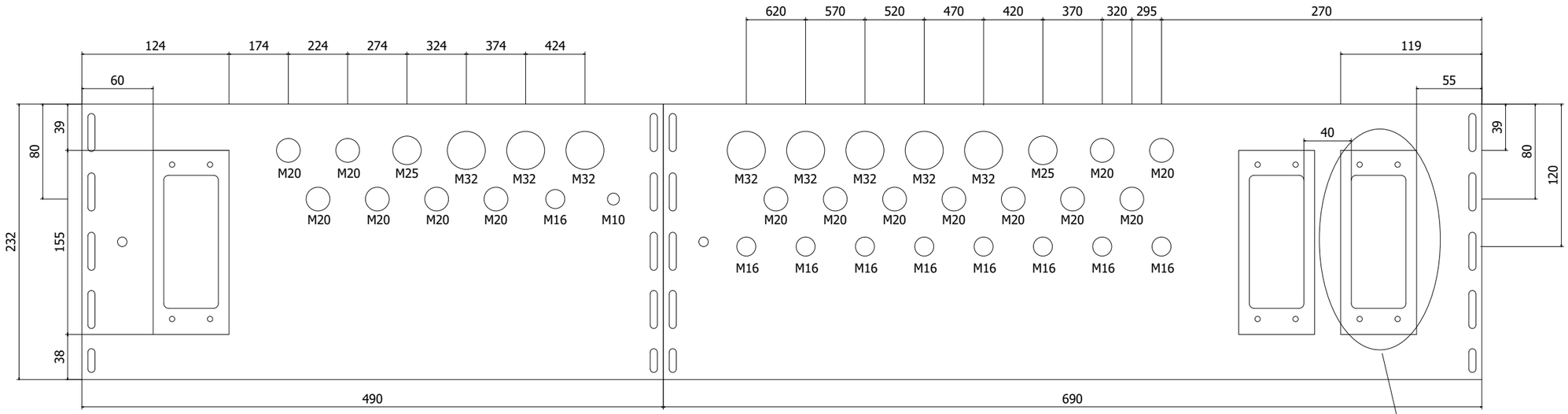

Detail "A"

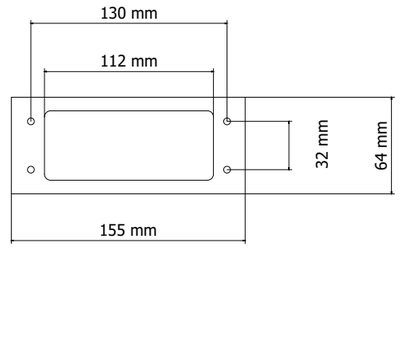

Schutzvermerk ISO 16016 beachten / Refer to protection notice ISO 16016.

0		1		2	3	4	5	6	7	8	9	
Erstellungsdatum Date of creation	30.03.2021	Änderungsdatum Modification date	30.03.2021	Kunde Customer Indianapolis		KHS	Kabeleinführung Schaltschrank-Boden Cable inlet Switch cabinet-Bottom		Auftragsnummer Order Number K-89407962-000100	Vorherige Seite Previous page 10	Folgeblatt Next Sheet 10.2	
Name Name	T. Braun	Name Name	schoeffel	Blue Marble USA					Maschine Machine Innofill Can C	=1FD000	+S1	Blatt Sheet 10.1
Version Version	14	Prüfung Check										

Bohrungen in Seitenwand vorsehen !!

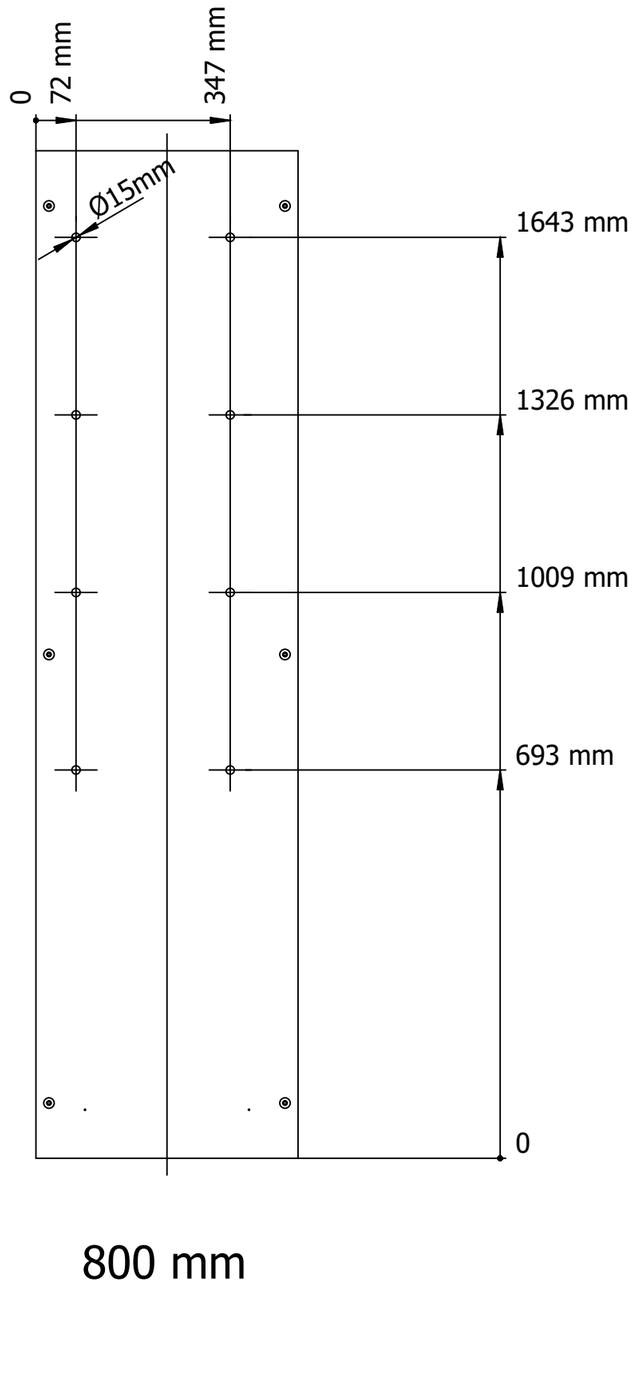

Frontseite

800 mm

Schutzvermerk ISO 16016 beachten / Refer to protection notice ISO 16016.

0		1		2	3	4	5	6	7	8	9	
Erstellungsdatum Date of creation	24.03.2021	Änderungsdatum Modification date	30.03.2021	Kunde Customer Indianapolis Blue Marble USA		KHS	Seitenwand Schrank 800 Side wall Cabinet 800		Auftragsnummer Order Number K-89407962-000100	Vorherige Seite Previous page 10.1	Folgeblatt Next Sheet 10.3	
Name Name	T. Braun	Name Name	schoeffel						Maschine Machine Innofill Can C	=1FD000	+S1	Blatt Sheet 10.2
Version Version	14	Prüfung Check										

Gewindebolzen anschießen !!!

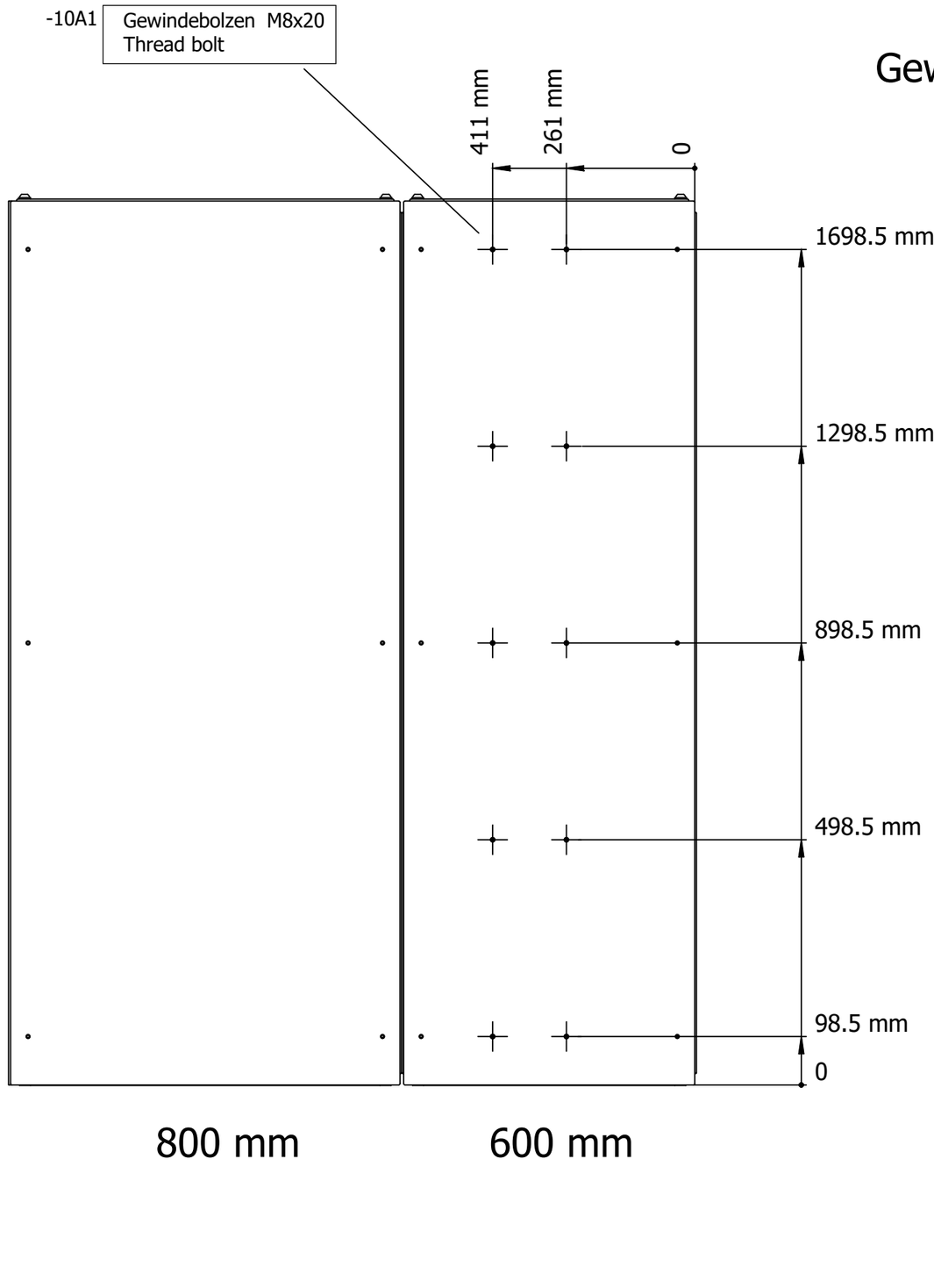

Schutzvermerk ISO 16016 beachten / Refer to protection notice ISO 16016.

0		1		2	3	4	5	6	7	8	9	
Erstellungsdatum Date of creation	24.03.2021	Änderungsdatum Modification date	30.03.2021	Kunde Customer Indianapolis Blue Marble USA		KHS	Rückwand Rear panel		Auftragsnummer Order Number K-89407962-000100	Vorherige Seite Previous page 10.2	Folgeblatt Next Sheet 11	
Name Name	T. Braun	Name Name	schoeffel									
Version Version	14	Prüfung Check							Maschine Machine Innofill Can C	=1FD000	+S1	Blatt Sheet 10.3

-11S1.1



-11MP1

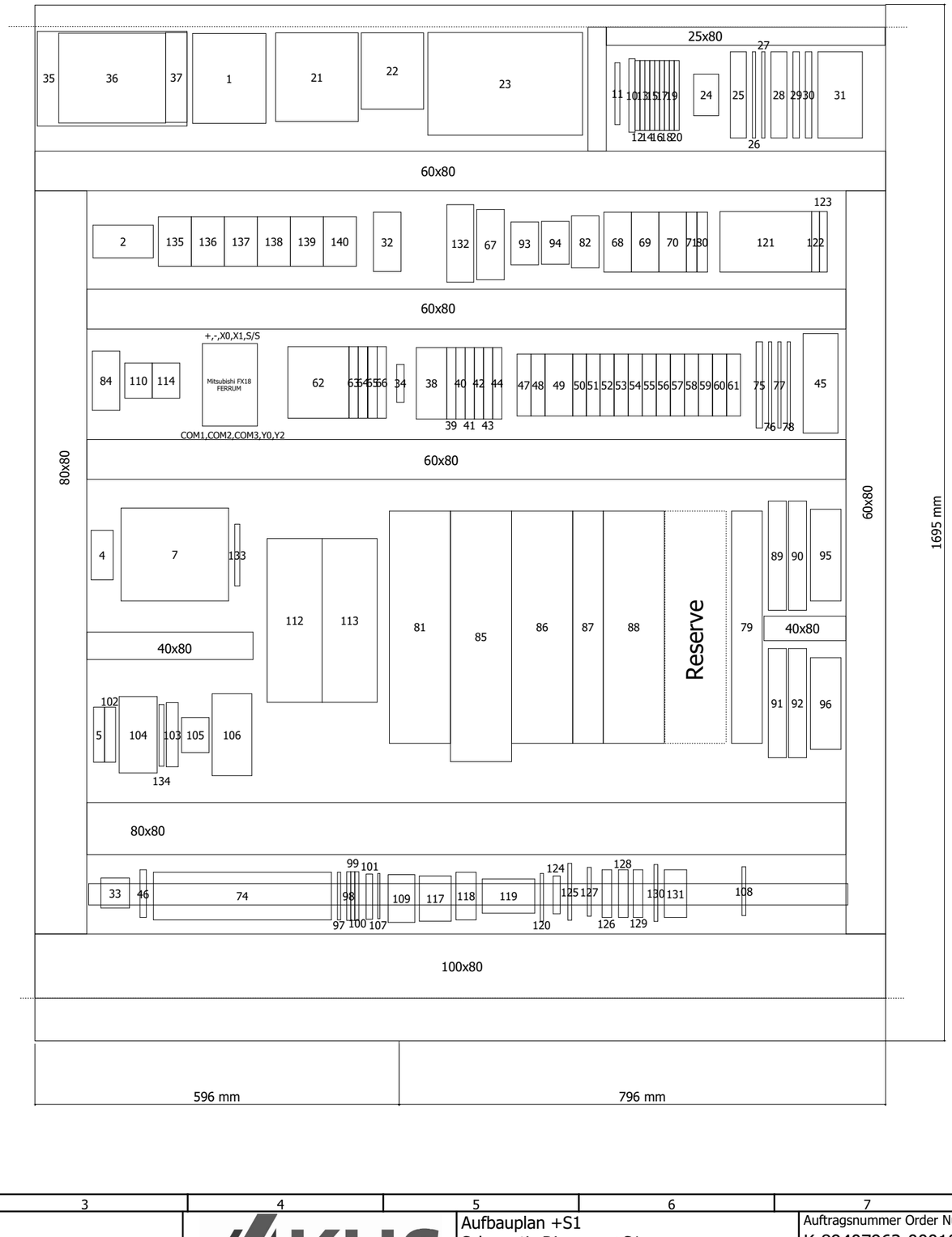

=1FD000+S1-11S1.1		
Pos	BMK	Typ Type
9	=1FD001-1Q1	140G-G

0		1		2	3	4	5	6	7	8	9	
Erstellungsdatum Date of creation	08.03.2021	Änderungsdatum Modification date	25.06.2021	Kunde Customer Indianapolis Blue Marble USA		KHS	Aufbauplan +S1 Schematic Diagram +S1		Auftragsnummer Order Number K-89407962-000100	Vorherige Seite Previous page 10.3	Folgeblatt Next Sheet 12	
Name Name	T. Braun	Name Name	schoeffel						Maschine Machine Innofill Can C	=1FD000	+S1	Blatt Sheet 11
Version Version	14	Prüfung Check										

Schutzvermerk ISO 16016 beachten / Refer to protection notice ISO 16016.

=1FD000+S1-11MP1		
Pos	BMK	Typ Type
1	-80K1	SCALANCE XC216
2	=1FD001-1F1	VAL-US-277/80/3+0-FM
4	=1FD001-5F1	AMBUS Class CC
5	=1FD001-6F1	5SY.1.- C
7	=1FD001-5T1	1000VA
10	=1FD002-3X1	LOCC-BOX
12	=1FD002-3F1	LOCC-BOX
13	=1FD002-3F2	LOCC-BOX
14	=1FD002-3F3	LOCC-BOX
15	=1FD002-3F4	LOCC-BOX
16	=1FD002-3F5	LOCC-BOX
17	=1FD002-3F6	LOCC-BOX
18	=1FD002-5F1	LOCC-BOX
19	=1FD002-5F2	LOCC-BOX
20	=1FD002-5F3	LOCC-BOX
21	=1FD002-1G1	SITOP PSU8200
22	=1FD002-1G2	SITOP DC-USV-Modul
23	=1FD002-1G3	SITOP DC-USV-MODUL
24	=1FD002-X2	
25	=1FD002-XV1	
26	=1FD002-XV1.2	
27	=1FD002-XV1.3	
28	=1FD002-XV1.4	
29	=1FD002-XV1.5	
30	=1FD002-XV1.40	
31	=1FD002-XV2	
32	=1FD002-1QB1	3RV20
33	=1FD001-X1	
34	=1FD003-1A1	
35	=1FD003-1U1	S7-1500
36	=1FD003-1K1	S7-1500
37	=1FD003-1K2	S7-1500
38	=1FD003-20K1	S7-ET200SP
39	=1FD003-20K10	S7-ET200SP
40	=1FD003-20K11	S7-ET200SP
41	=1FD003-20K12	S7-ET200SP
42	=1FD003-20K20	S7-ET200SP
43	=1FD003-20K30	S7-ET200SP
44	=1FD003-20K40	S7-ET200SP
45	=1FD003-9K1	KHS-ROUTER
46	=1FD003-X2	
47	=1FD005-1K061	PNOZ M EF PDP LINK
48	=1FD005-1K050	PNOZ M 2 ES
49	=1FD005-1K010	PNOZ M B1
50	=1FD005-1K20	PNOZ M EF 2MM
51	=1FD005-1K21	PNOZ M EF 2MM
52	=1FD005-2K030	PNOZ M EF 8DI4DO
53	=1FD005-2K031	PNOZ M EF 8DI4DO
54	=1FD005-2K033	PNOZ M EF 8DI4DO
55	=1FD005-2K034	PNOZ M EF 8DI4DO
56	=1FD005-2K035	PNOZ M EF 8DI4DO
57	=1FD005-2K036	PNOZ M EF 8DI4DO
58	=1FD005-3K037	PNOZ M EF 16DI /
59	=1FD005-3K038	PNOZ M EF 16DI /
60	=1FD005-3K039	PNOZ M EF 8DI4DO
61	=1FD005-3K040	PNOZ M ES 14DO
62	=1FD005-15K210	ET 200SP
63	=1FD005-15K20	S7-ET200SP
64	=1FD005-15K50	S7-ET200SP
65	=1FD005-15K51	S7-ET200SP
66	=1FD005-15K53	S7-ET200SP
67	=1FD005-28K510	SDD ES Profinet
68	=1FD005-30K1	PNOZ S11
69	=1FD005-31K1	PNOZ S11
70	=1FD005-35K1	PNOZ S11
71	=1FD005-37K1	PNOZ S7
74	=1FD005-X5	
75	=1FD005-XVT0	
76	=1FD005-XVT1	
77	=1FD005-XVT2	
78	=1FD005-XVT3	
79	=1FD006-1T30	D445-2 DP/PN
80	=1FD010-31K1	PNOZ S7
81	=1FD010-2N10	Sinamics S120 -
82	=1FD010-30QA2	3RT20
84	=1FD010-3QB2	3RV20
85	=1FD010-1T40	SINAMICS S120
86	=1FD010-4T1_2	SINAMICS S120
87	=1FD010-6T3_4	SINAMICS S120
88	=1FD010-1T50	Sinamics S120
89	=1FD010-4T1.1	SINAMICS S120
90	=1FD010-5T2.1	SINAMICS S120
91	=1FD010-6T3.1	SINAMICS S120
92	=1FD010-7T4.1	SINAMICS S120
93	-20A1	SIRIUS ACT 3SU1
94	-20A2	SIRIUS ACT 3SU1
95	=1FD010-2T41	Sinamics S120 -
96	=1FD010-2T42	Sinamics S120
97	=1FD010-X5	
98	=1FD010-28X10	Reihenklemme mit
99	=1FD010-28X11	Reihenklemme mit
100	=1FD010-28X12	Reihenklemme mit
101	=1FD011-X2	
102	=1FD014-1F1	5SY.1.- C
103	=1FD014-1F2	AD1S
104	=1FD014-1G1	SPH500-7207 /
105	=1FD014-1QA1	3RT20
106	=1FD014-2T1	
107	=1FD017-X2	
108	=1FD036-3K3713	PLC
109	=1FD036-X2	
110	=1FD038-1QA1	3RT20
112	=1FD038-1T1	FC302
113	=1FD039-1T1	FC302
114	=1FD039-1QA1	3RT20
117	=1FD045-X2	
118	=1FD050-X2	
119	=1FD050-X50	
120	=1FD051-X2	
121	=1FD051-3K200	X20
122	=1FD051-3K203	X20
123	=1FD051-3K204	X20
124	=1FD078-X2	
125	=1FD930-1K1	RIF-0-RPT-24DC/21
126	=1FD930-X9	
127	=1FD962-1K1	Interface Relais
128	=1FD980-X5	
129	=1FD981-X5	
130	=1FD990-4K1	RIF-0-OPT-24DC/48DC/100
131	=1FD990-X5	
132	=1FD999-1K1	X-GATEWAY
135	=1FD001-1F2	AMBUS Class CC
136	=1FD001-9F1	AMBUS Class CC
137	=1FD010-3F1	AMBUS Class CC
138	=1FD038-1F1	AMBUS Class CC
139	=1FD039-1F1	AMBUS Class CC
140	=1FD045-2F1	AMBUS Class CC

Schutzvermerk ISO 16016 beachten / Refer to protection notice ISO 16016.

0		1		2	3	4	5	6	7	8	9	
Erstellungsdatum Date of creation	25.06.2021	Änderungsdatum Modification date	25.06.2021	Kunde Customer Indianapolis Blue Marble USA		KHS	Schaltschranklegende : =1FD000+S1-80K1 - =1FD045+S1-2F1 Enclosure legend : =1FD000+S1-80K1 - =1FD045+S1-2F1		Auftragsnummer Order Number K-89407962-000100	Vorherige Seite Previous page 11	Folgeblatt Next Sheet 15	
Name Name	T. Braun	Name Name	schoeffel									
Version Version	14	Prüfung Check							Maschine Machine Innofill Can C	=1FD000		Blatt Sheet 12

-15MP1

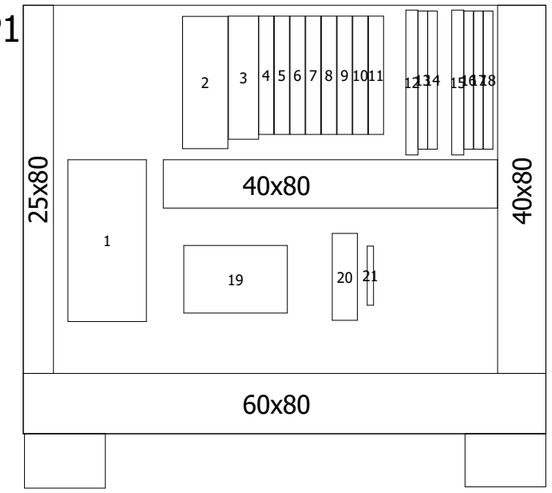

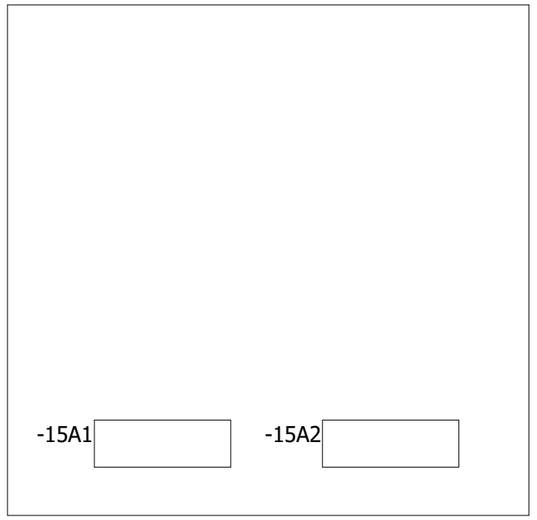

Rückseite

=1FD000+R10-15MP1		
Pos	BMK	Typ Type
1	=1FD014-3T1	
2	=1FD051-10A1	X20 PowerLink
3	=1FD051-10K100	X20 PowerLink
4	=1FD051-10K101	X20 PowerLink
5	=1FD051-10K1	X20
6	=1FD051-10K2	X20
7	=1FD051-10K3	X20
8	=1FD051-10K4	X20
9	=1FD051-10K5	X20
10	=1FD051-10K6	X20
11	=1FD051-10K102	X20
12	=1FD051-2X1	LOCC-BOX
13	=1FD051-2F1	LOCC-BOX
14	=1FD051-2F2	LOCC-BOX
15	=1FD051-2X2	LOCC-BOX
16	=1FD051-2F3	LOCC-BOX
17	=1FD051-2F4	LOCC-BOX
18	=1FD051-2F5	LOCC-BOX
19	=1FD050-X50	
20	=1FD050-XV2	
21	=1FD051-X2	

Schutzvermerk ISO 16016 beachten / Refer to protection notice ISO 16016.

0		1		2	3	4	5	6	7	8	9	
Erstellungsdatum Date of creation	22.02.2021	Änderungsdatum Modification date	25.06.2021	Kunde Customer Indianapolis Blue Marble USA	KHS	Aufbauplan +R10 Schematic Diagram +R10	Auftragsnummer Order Number K-89407962-000100		Vorherige Seite Previous page 12		Folgeblatt Next Sheet 16	
Name Name	T. Braun	Name Name	schoeffel									
Version Version	14	Prüfung Check					Maschine Machine Innofill Can C		=1FD000	+R10	Blatt Sheet	15

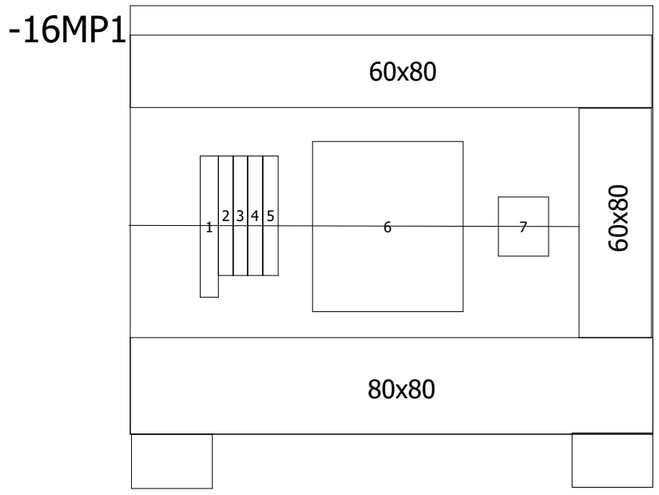

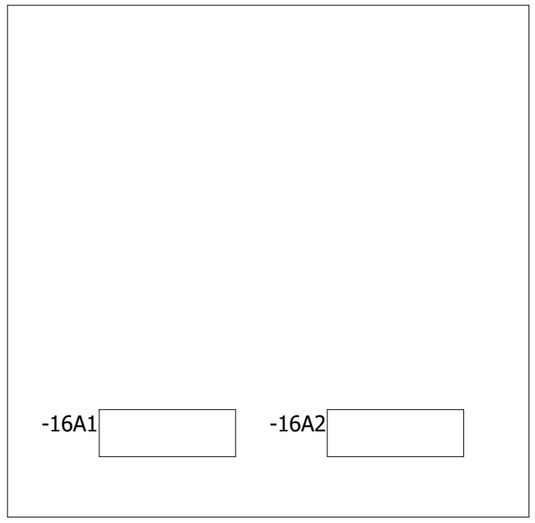

Rückseite

=1FD000+R11-16MP1		
Pos	BMK	Typ Type
1	=1FD052-10K102	X20
2	=1FD052-10K10	X20
3	=1FD052-10K11	X20
4	=1FD052-10K12	X20
5	=1FD052-10K13	X20
6	=1FD052-XV50	
7	=1FD051-X2	

Schutzvermerk ISO 16016 beachten / Refer to protection notice ISO 16016.

0		1		2	3	4	5	6	7	8	9	
Erstellungsdatum Date of creation	22.02.2021	Änderungsdatum Modification date	01.04.2021	Kunde Customer Indianapolis Blue Marble USA	KHS	Aufbauplan +R11 Schematic Diagram +R11	Auftragsnummer Order Number K-89407962-000100		Vorherige Seite Previous page 15	Folgeblatt Next Sheet 20		
Name Name	T. Braun	Name Name	schoeffel				Maschine Machine Innofill Can C		=1FD000	+R11	Blatt Sheet	16
Version Version	14	Prüfung Check										

-20A1

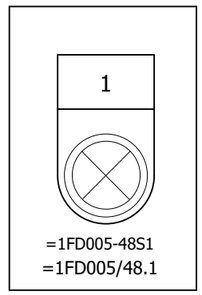

=1FD005-48S1
=1FD005/48.1

-20A2

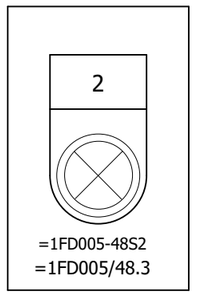

=1FD005-48S2
=1FD005/48.3

1	Leuchtdrucktaster Illuminated push-button	Rücksetzen Fehler Verkleidung Reset Error Casing
2	Leuchtdrucktaster Illuminated push-button	Rücksetzen fataler Fehler Reset fatal error

Schutzvermerk ISO 16016 beachten / Refer to protection notice ISO 16016.

0		1		2	3	4	5	6	7	8	9	
Erstellungsdatum Date of creation	26.03.2021	Änderungsdatum Modification date	26.03.2021	Kunde Customer Indianapolis Blue Marble USA		KHS	Rücksetzen Fehler Verkleidung Reset Error Casing		Auftragsnummer Order Number K-89407962-000100	Vorherige Seite Previous page 16	Folgeblatt Next Sheet 30	
Name Name	T. Braun	Name Name	schoeffel						Maschine Machine Innofill Can C	=1FD000	+S1	Blatt Sheet 20
Version Version	14	Prüfung Check										

=1FD004
-2P1
=1FD004/2.0

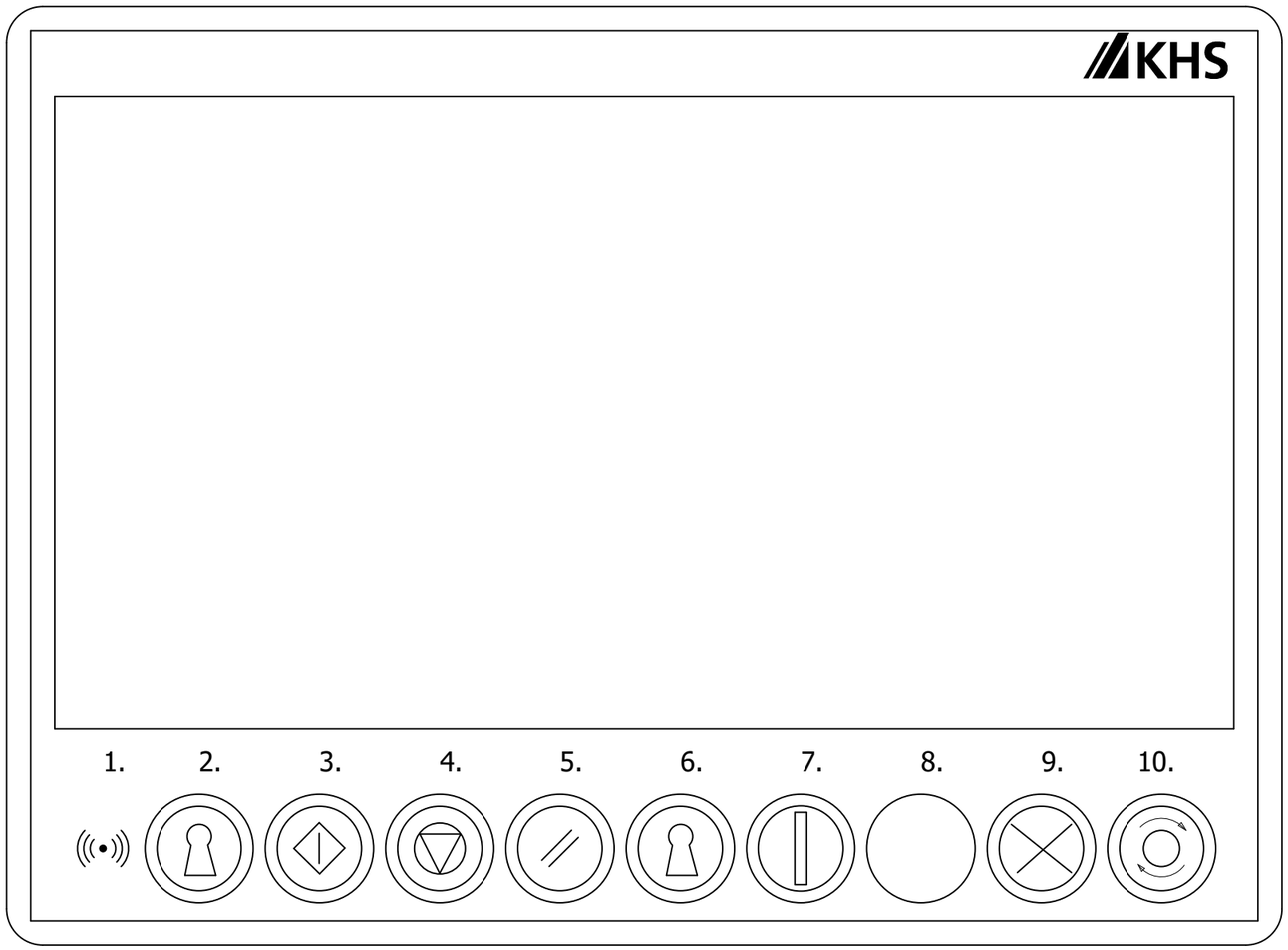

=1FD004-2P1

-2P1
=1FD004/2.0

1	RFID	Transponder Transponder	RFID
2	-2S1 =1FD004/2.1	Schlüsselschalter Key switch	Betrieb Ein Operation On
3	-2S2 =1FD004/2.2	Leuchtdrucktaster Illuminated push-button	Start Start
4	-2S3 =1FD004/2.3	Leuchtdrucktaster Illuminated push-button	Stopp Stop
5	-2S4 =1FD004/2.5	Leuchtdrucktaster Illuminated push-button	Störung Quittieren Fault acknowledge
6	-2S5 =1FD004/2.7	Schlüsselschalter Key switch	Reserve Reserve
7	-3S6 =1FD005/61.1	3 Stellung Wahlschalter 3 Position Selector switch	Verkleidung öffnen Quittieren Casing open acknowledge
8			
9	-3S8 =1FD005/59.6	Leuchtdrucktaster Illuminated push-button	Tippen P100 aktiv Inching P100 active
10	-3S9 =1FD004/3.7	Not-Halt Taster Emergency stop Button	Not-Halt Emergency stop

Schutzvermerk ISO 16016 beachten / Refer to protection notice ISO 16016.

-33U1

1	Leuchtdrucktaster Illuminated push-button	Antriebe einschaltbereit / Tippen Drives ready for start / Inching
2	Not-Aus Schalter Emergency stop button	Not-Halt Emergency stop

+S1 Schaltschrank
+S1 Switch cabinet

Schutzvermerk ISO 16016 beachten / Refer to protection notice ISO 16016.

0		1		2	3	4	5	6	7	8	9	
Erstellungsdatum Date of creation	22.02.2021	Änderungsdatum Modification date	08.03.2021	Kunde Customer Indianapolis Blue Marble USA		KHS	Bedienpult P101 Control panel P101		Auftragsnummer Order Number K-89407962-000100	Vorherige Seite Previous page 30	Folgeblatt Next Sheet 35	
Name Name	T. Braun	Name Name	schoeffel						Maschine Machine Innofill Can C	=1FD000	+P101	Blatt Sheet 33
Version Version	14	Prüfung Check										

-35U1
SM2384.020
SM

2

=1FD005-79S2
=1FD005/79.6

3

=1FD005-80S1
=1FD005/80.1

2	Leuchtdrucktaster Illuminated push-button	Tippen aktiv Inching active
3	Not-Aus Schalter Emergency stop button	Not Halt Emergency Stop

1

=1FD005-81S1
=1FD005/81.1

1	Leuchtwahlschalter Light selector switch	Verkleidung öffnen Quittieren Casing open acknowledge

Schutzvermerk ISO 16016 beachten / Refer to protection notice ISO 16016.

-37U1

1	Leuchtdrucktaster Illuminated push-button	Antriebe einschaltbereit / Tippen Drives ready for start / Inching
2	Not-Aus Schalter Emergency stop button	Not Halt Emergency Stop

+S1 Schaltschrank
+S1 Switch cabinet

Schutzvermerk ISO 16016 beachten / Refer to protection notice ISO 16016.

0		1		2	3	4	5	6	7	8	9	
Erstellungsdatum Date of creation	22.02.2021	Änderungsdatum Modification date	08.03.2021	Kunde Customer Indianapolis Blue Marble USA		KHS	Bedienpult P201 Control panel P201		Auftragsnummer Order Number K-89407962-000100	Vorherige Seite Previous page 35	Folgeblatt Next Sheet 39	
Name Name	T. Braun	Name Name	schoeffel						Maschine Machine Innofill Can C	=1FD000	+P201	Blatt Sheet 37
Version Version	14	Prüfung Check										

-39U1
SM2384.020
SM

2

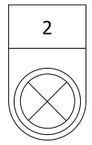

=1FD005-99S2
=1FD005/99.6

3

=1FD005-100S1
=1FD005/100.1

2	Leuchtdrucktaster Illuminated push-button	Tippen aktiv Inching active
3	Not-Aus Schalter Emergency stop button	Not Halt Emergency Stop

1

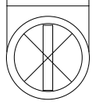

=1FD005-101S1
=1FD005/101.1

1	Leuchtwahlschalter Light selector switch	Verkleidung öffnen Quittieren Casing open acknowledge

Schutzvermerk ISO 16016 beachten / Refer to protection notice ISO 16016.

-41U1

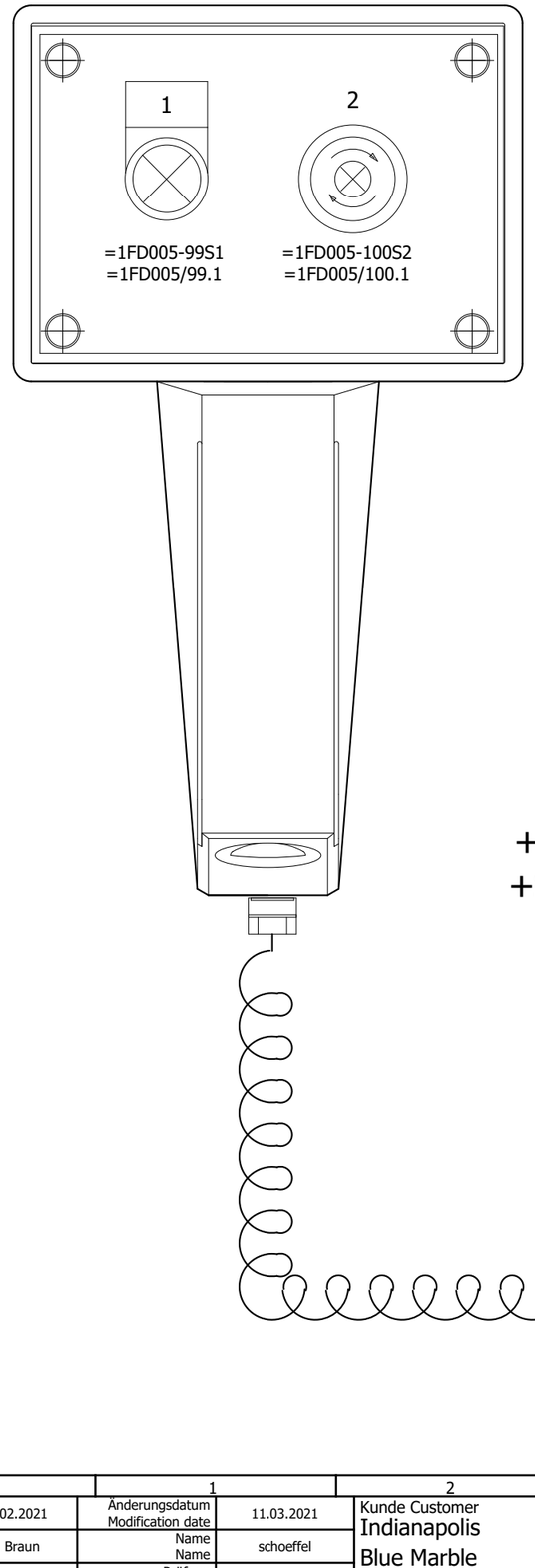

1	Leuchtdrucktaster Illuminated push-button	Antriebe einschaltbereit / Tippen Drives ready for start / Inching
2	Not-Aus Schalter Emergency stop button	Not Halt Emergency Stop

+S1 Schaltschrank
+S1 Switch cabinet

Schutzvermerk ISO 16016 beachten / Refer to protection notice ISO 16016.

0		1		2	3	4	5	6	7	8	9	
Erstellungsdatum Date of creation	22.02.2021	Änderungsdatum Modification date	11.03.2021	Kunde Customer Indianapolis Blue Marble USA		KHS	Bedienpult P301 Control panel P301		Auftragsnummer Order Number K-89407962-000100	Vorherige Seite Previous page 39	Folgeblatt Next Sheet 70	
Name Name	T. Braun	Name Name	schoeffel						Maschine Machine Innofill Can C	=1FD000	+P301	Blatt Sheet 41
Version Version	14	Prüfung Check										

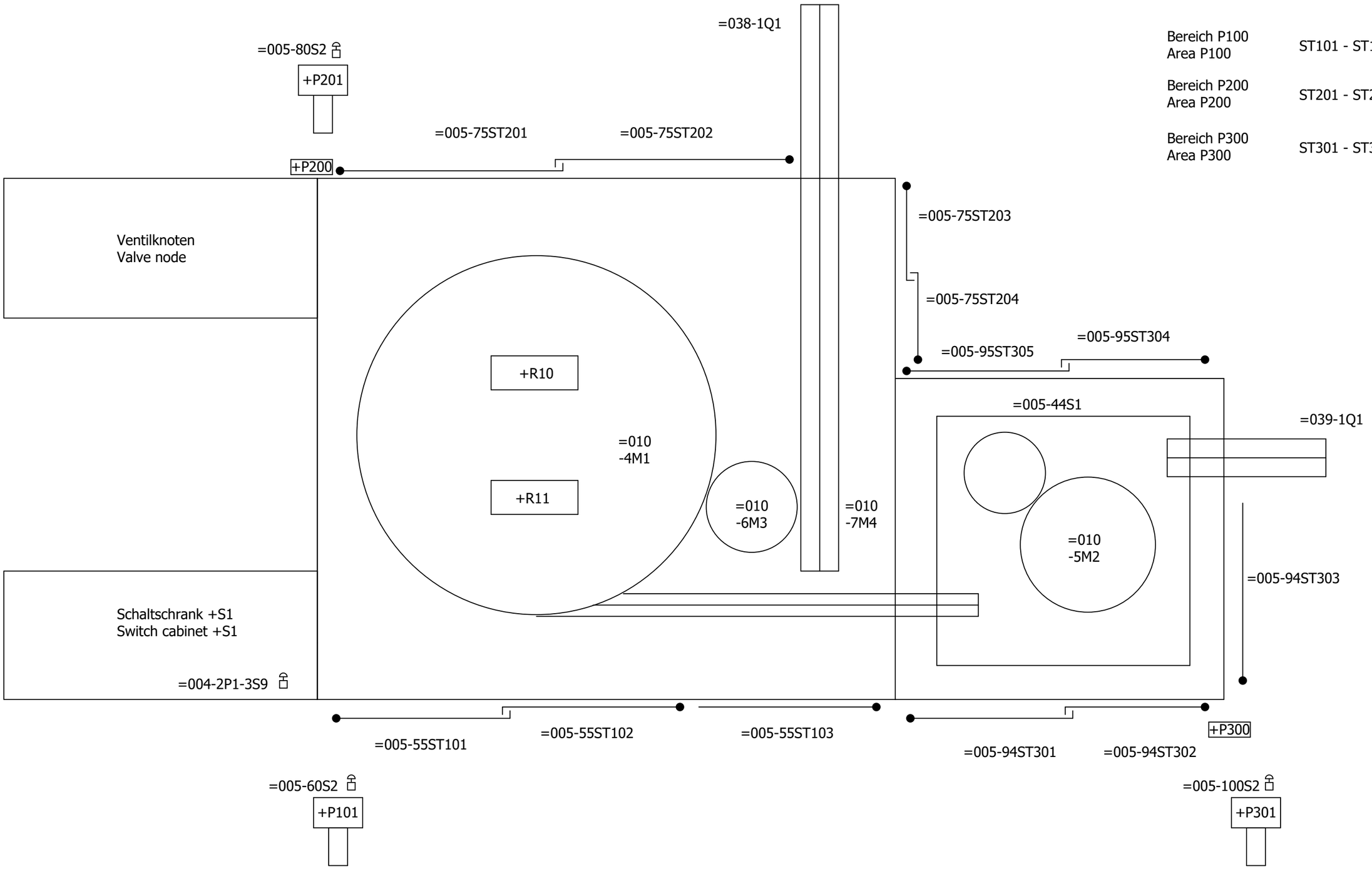

Schutzvermerk ISO 16016 beachten / Refer to protection notice ISO 16016.

0	1	2	3	4	5	6	7	8	9

Erstellungsdatum Date of creation	22.02.2021	Änderungsdatum Modification date	25.06.2021	Kunde Customer Indianapolis Blue Marble USA	KHS	Maschinenübersicht Machine overview	Auftragsnummer Order Number K-89407962-000100	Vorherige Seite Previous page 41	Folgeblatt Next Sheet 80
Name Name	T. Braun	Name Name	schoeffel				Maschine Machine Innofill Can C	=1FD000	Blatt Sheet 70
Version Version	14	Prüfung Check							

=1FD002-XV2
=1FD002/16.2
1
.0

=1FD002-XV1
=1FD002/10.2
1
.0

-80K1
/81.1
1 L1
2 M1
3 M2
4 L2
1 F1
2 F2

SCALANCE X216
6GK5216-0BA00-2AC2

IP:172.16.45.240
SUB:255.255.0.0
GW:172.16.255.250

RJ45 P1 P2 P3 P4 P5 P6 P7 P8

-80W1
KABEL RJ45/RJ45
8x0,14mm² 1m
Intern

-80W2
KABEL RJ45/RJ45
8x0,14mm² 1m
Intern

-80W3
KABEL RJ45/RJ45
8x0,14mm² 3m
Intern

-80W4
KABEL RJ45/RJ45
8x0,14mm² 2m
Intern

-80W5
KABEL RJ45/RJ45
8x0,14mm² 2m
Intern

-80W6
Patchkabel RJ45/RJ45
8x0,14mm² 2m
Intern

-80W7
KABEL RJ45/RJ45
8x0,14mm² 0,5m
Intern

-80W8
Patchkabel RJ45/RJ45
8x0,14mm² 2m
Intern

=1FD006
-1T30-P1
PN-D445-2
=1FD006/3.0
P1
RJ45
IP: 172.16.45.25
SUB: 255.255.0.0
GW: 172.16.255.250
PN: motion-ff-45-25

=1FD005
-1K050-X1
PNOZ M 2 ES
=1FD005/1.3
X1
RJ45 RJ45
IP: 172.16.45.33
SUB: 255.255.0.0
GW: 172.16.255.250
PN:

X1 X2
RJ45 RJ45
IP: 172.16.45.29
SUB: 255.255.0.0
GW: 172.16.255.250

=1FD005
-28K510-X2
PNOZ_SSD
=1FD005/28.1

=1FD003
-1K1-X1
S7-1500
=1FD003/1.2
P1
RJ45 RJ45
172.16.45.1
255.255.0.0
172.16.255.250
cpu-ff-45-1
ProfiNet
P2

-80W9
KABEL RJ45/RJ45
8x0,14mm² 2m
Intern

=1FD014/2.6
PL_R

=1FD051
-3K200-IF2
B&R CPU
=1FD051/3.1
IF2 IF3
RJ45 RJ45
IP:172.16.45.35
SUB:255.255.0.0
GW:172.16.255.250

=1FD004
-2P1-ET1
PC2100
=1FD004/1.8
IP: 172.16.45.10
SUB: 255.255.0.0
GW: 172.16.255.250

-80W5.1
Patchkabel RJ45/RJ45
8x0,14mm² 0,3m
Intern
X2
X1

=1FD005
-1K010-X1
PNOZ M_B1
=1FD005/1.4
RJ45 RJ45
IP: 172.16.45.30
SUB: 255.255.0.0
GW: 172.16.255.250
X2

=1FD003
-20K1-P1
IM155-6PN
=1FD003/20.0
P1 P2
RJ45 RJ45
IP: 172.16.45.60
SUB: 255.255.0.0
GW: 172.16.255.250
PN: io-ff-45-60

=1FD005
-15K210-X1P3
CPU1510SP
=1FD005/15.0
LAN1
RJ45
IP: 172.16.45.32
SUB: 255.255.0.0
GW: 172.16.255.250
PN: cpu-ff-45-32

X1
RJ45
IP: 172.16.255.250/16
SUB:
GW:
PN:

=1FD003-9K1-LAN1
REDIS
=1FD003/9.1

REDIS / Netzwerkschrank
REDIS / Network Cabinet

Schutzvermerk ISO 16016 beachten / Refer to protection notice ISO 16016.

0		1		2	3	4	5	6	7	8	9	
Erstellungsdatum Date of creation	22.02.2021	Änderungsdatum Modification date	25.06.2021	Kunde Customer Indianapolis Blue Marble USA	KHS		Ethernet Verbindung und IP Adressen Ethernet Connection and IP Addresses		Auftragsnummer Order Number K-89407962-000100	Vorherige Seite Previous page 70	Folgeblatt Next Sheet 81	
Name Name	T. Braun	Name Name	schoeffel									
Version Version	14	Prüfung Check							Maschine Machine Innofill Can C	=1FD000	+S1	Blatt Sheet 80

-80K1
/80.1

SCALANCE X216
6GK5216-0BA00-2AC2

RJ45 P9 | RJ45 P10 | RJ45 P11 | RJ45 P12 | RJ45 P13 | RJ45 P14 | RJ45 P15 | RJ45 P16

-81W1
KABEL RJ45/RJ45
8x0,14mm² 2m
Intern

-81W2
Patchkabel RJ45/RJ45
8x0,14mm² 10m
Intern

-81W3
Patchkabel RJ45/RJ45
8x0,14mm² 3m
Intern

-81W4
EtherNet M12/RJ45
4x0,34mm² 10m
beigestellt

-81W5
Patchkabel RJ45/RJ45
8x0,14mm² 3m
intern

-81W7
KABEL RJ45/RJ45
8x0,14mm² 2m
Intern

-IO_LINK / 87.1

=1FD045+M1
-2T1-P1
FCD302
P1 RJ45 RJ45
IP: 172.16.45.162
SUB: 255.255.0.0
GW: 172.16.255.250
PN: fc-ff-45-162
P2

STI
=1FD962/1.8

P
M12
IP: 172.16.45.42
SUB: 255.255.0.0
GW: 172.16.255.250
PN:

=1FD078+M1
-1BF80-P
Promass
F 100
=1FD078/2.3

X1
IP: 172.16.45.200
SUB: 255.255.0.0
GW: 172.16.255.250

=1FD001
-8X1-ETH
Service
=1FD001/8.5

=1FD999
-1K1-X2.1
HMS
=1FD999/1.2
P1 RJ45 RJ45
IP: 172.16.45.159
SUB: 255.255.0.0
GW: 172.16.255.250
PN: io-ff-45-159
P2

=1FD038
-1T1-P1
FC302
=1FD038/1.6
P1 RJ45 RJ45
IP: 172.16.45.160
SUB: 255.255.0.0
GW: 172.16.255.250
PN: fc-ff-45-160
P2

-81W9
KABEL RJ45/RJ45
8x0,14mm² 0,5m
Intern

=1FD039
-1T1-P1
FC302
=1FD039/1.6
P1 RJ45 RJ45
IP: 172.16.45.161
SUB: 255.255.0.0
GW: 172.16.255.250
PN: fc-ff-45-161
P2

-81W15
Etherline Cat6a
8x0,34mm²
extern

=EXTERN
+KUNDE

Schnittstelle
CIP, Produktlinie
Transport
Interface CIP,
Product Station
Transport

Schutzvermerk ISO 16016 beachten / Refer to protection notice ISO 16016.

0		1		2	3	4	5	6	7	8	9	
Erstellungsdatum Date of creation	22.02.2021	Änderungsdatum Modification date	25.06.2021	Kunde Customer Indianapolis Blue Marble USA		KHS	Ethernet Verbindung und IP Adressen Ethernet Connection and IP Addresses		Auftragsnummer Order Number K-89407962-000100	Vorherige Seite Previous page 80	Folgeblatt Next Sheet 87	
Name Name	T. Braun	Name Name	schoeffel						Maschine Machine Innofill Can C	=1FD000	+S1	Blatt Sheet 81
Version Version	14	Prüfung Check										

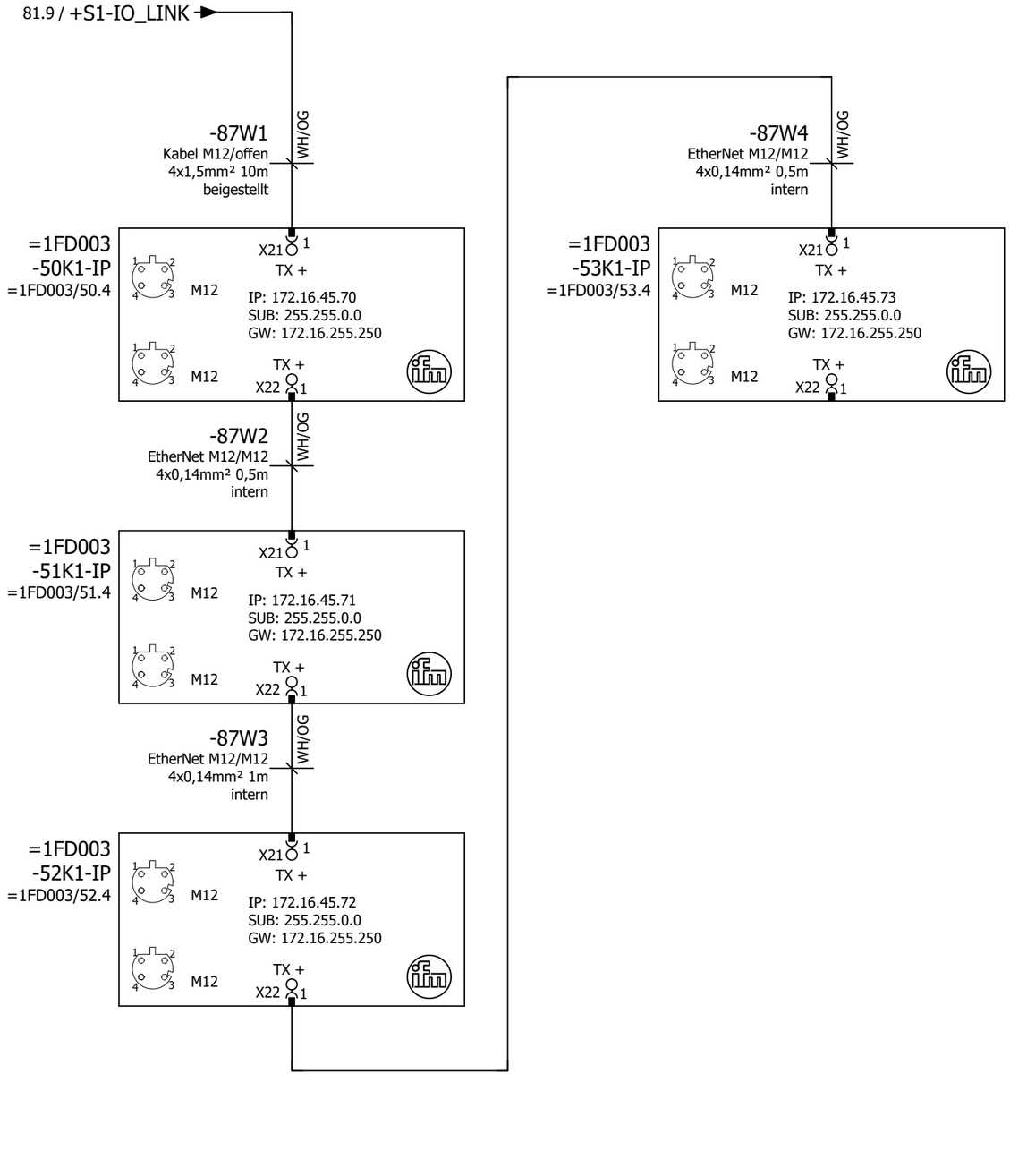

0		1		2	3	4	5	6	7	8	9	
Erstellungsdatum Date of creation	09.03.2021	Änderungsdatum Modification date	25.06.2021	Kunde Customer Indianapolis Blue Marble USA		KHS	Ethernet Verbindung und IP Adressen Ethernet Connection and IP Addresses		Auftragsnummer Order Number K-89407962-000100	Vorherige Seite Previous page 81	Folgeblatt Next Sheet =1FD001/1	
Name Name	T. Braun	Name Name	schoeffel						Maschine Machine Innofill Can C	=1FD000	+M1	Blatt Sheet 87
Version Version	14	Prüfung Check										

Schutzvermerk ISO 16016 beachten / Refer to protection notice ISO 16016.

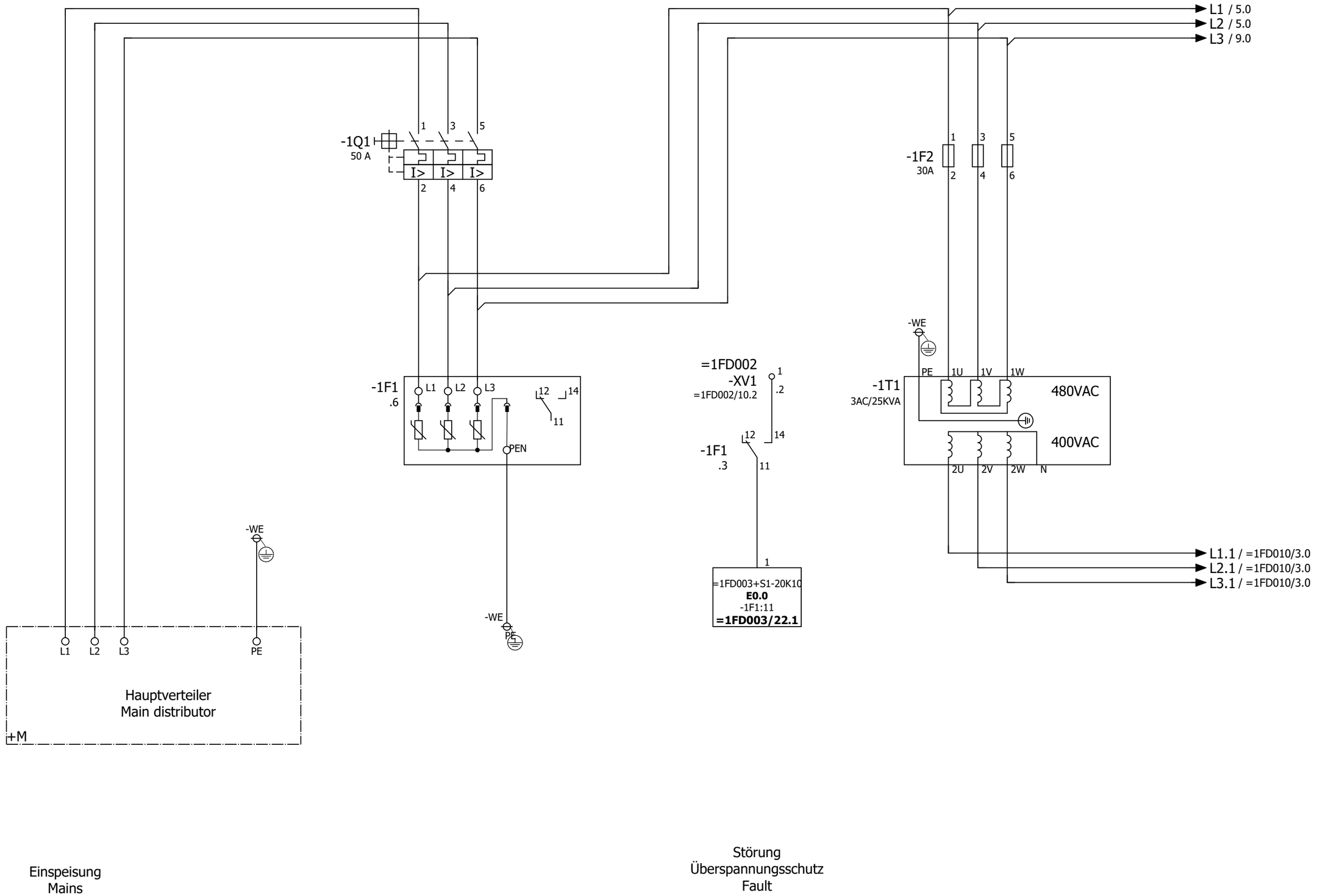

Einspeisung
Mains

Störung
Überspannungsschutz
Fault
Electrical surge protection

Schutzvermerk ISO 16016 beachten / Refer to protection notice ISO 16016.

0		1		2	3	4	5	6	7	8	9	
Erstellungsdatum Date of creation	23.02.2021	Änderungsdatum Modification date	25.06.2021	Kunde Customer Indianapolis Blue Marble USA		KHS	Einspeisung Mains		Auftragsnummer Order Number K-89407962-000100	Vorherige Seite Previous page =1FD000/87	Folgeblatt Next Sheet 3	
Name Name	T. Braun	Name Name	schoeffel						Maschine Machine Innofill Can C	=1FD001	+S1	Blatt Sheet 1
Version Version	14	Prüfung Check										

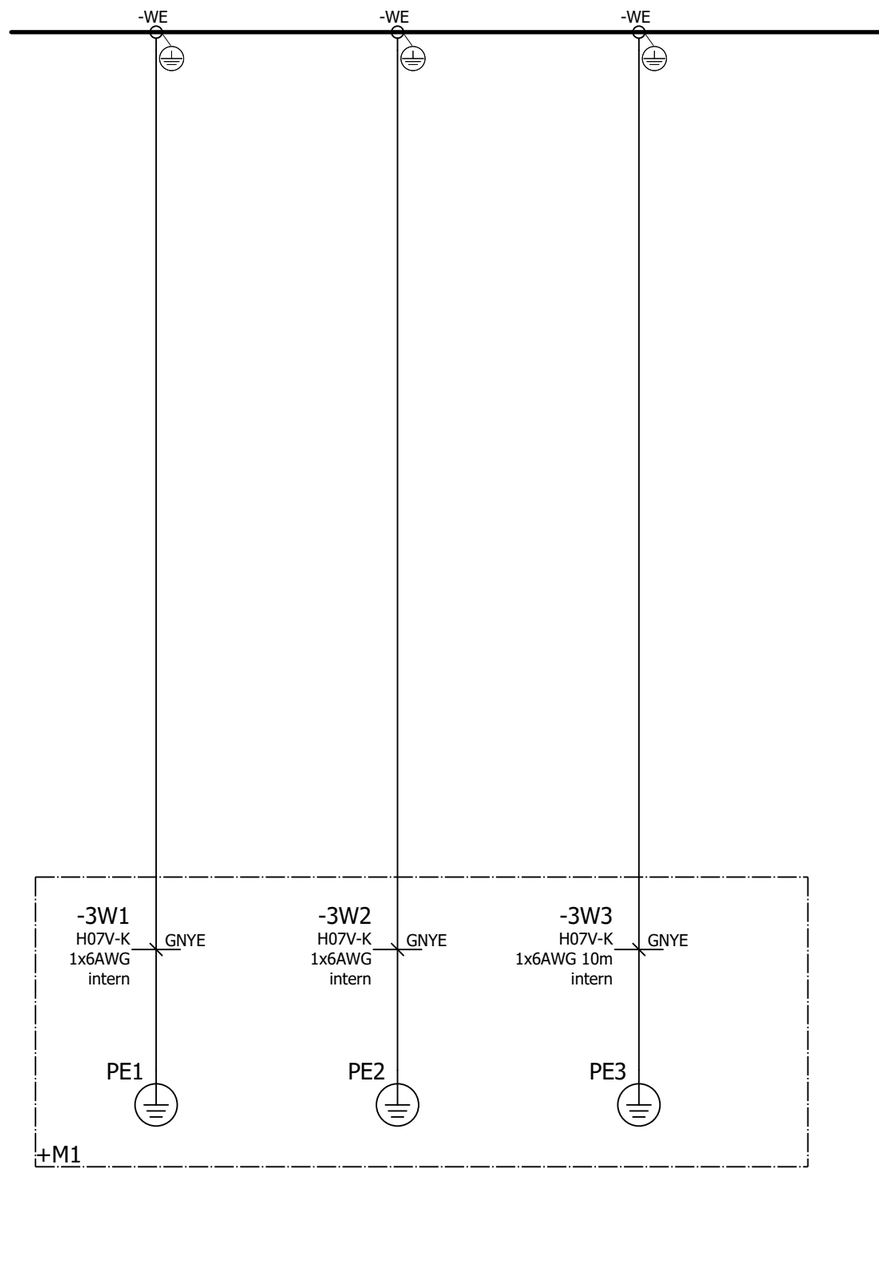

Potentialausgleich
Verkleidung
Equipotential bonding
Casing

Potentialausgleich
Füller
Equipotential bonding
Filler

Potentialausgleich
Ventilknoten
Equipotential bonding
Valve node

Schutzvermerk ISO 16016 beachten / Refer to protection notice ISO 16016.

0		1		2	3	4	5	6	7	8	9	
Erstellungsdatum Date of creation	23.02.2021	Änderungsdatum Modification date	25.06.2021	Kunde Customer Indianapolis Blue Marble USA		KHS	Potentialausgleich Equipotential bonding		Auftragsnummer Order Number K-89407962-000100	Vorherige Seite Previous page 1	Folgeblatt Next Sheet 5	
Name Name	T. Braun	Name Name	schoeffel						Maschine Machine Innofill Can C	=1FD001	+S1	Blatt Sheet 3
Version Version	14	Prüfung Check										

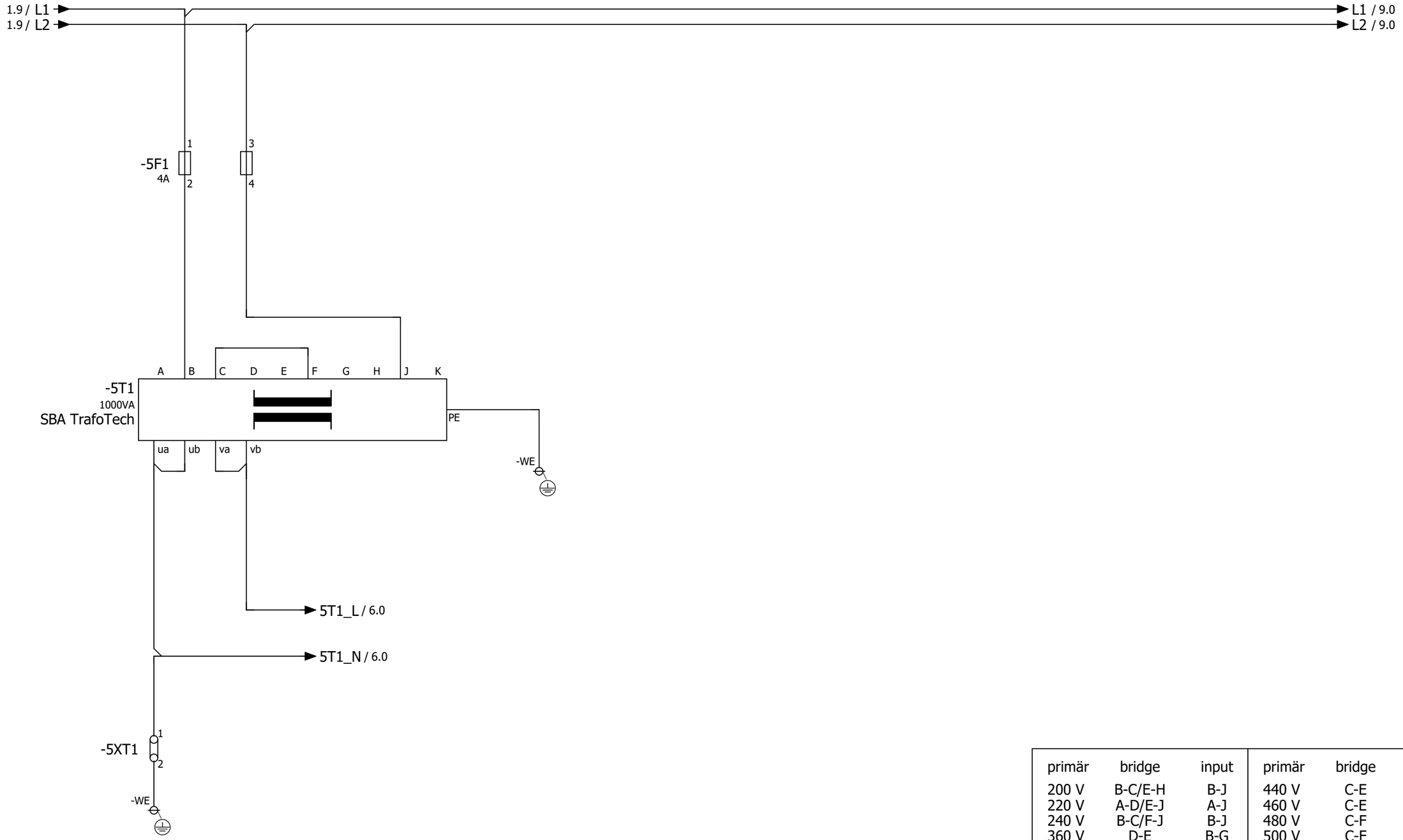

Versorgung 115VAC
Supply 115VAC

primär	bridge	input	primär	bridge	input
200 V	B-C/E-H	B-J	440 V	C-E	B-J
220 V	A-D/E-J	A-J	460 V	C-E	A-J
240 V	B-C/F-J	B-J	480 V	C-F	B-J
360 V	D-E	B-G	500 V	C-F	A-J
380 V	D-E	A-G	530 V	C-F	B-K
400 V	C-E	B-H	550 V	C-F	A-K
420 V	D-E	B-J			

secundär	bridge	output
115 V	ua-ub/va-vb	ua-vb
230 V	va-ub	ua-vb

Schutzvermerk ISO 16016 beachten / Refer to protection notice ISO 16016.

0		1		2	3	4	5	6	7	8	9	
Erstellungsdatum Date of creation	23.02.2021	Änderungsdatum Modification date	25.06.2021	Kunde Customer Indianapolis Blue Marble USA		KHS	Versorgung 115V Supply 115V		Auftragsnummer Order Number K-89407962-000100	Vorherige Seite Previous page 3	Folgeblatt Next Sheet 6	
Name Name	T. Braun	Name Name	schoeffel						Maschine Machine Innofill Can C	=1FD001	+S1	Blatt Sheet 5
Version Version	14	Prüfung Check										

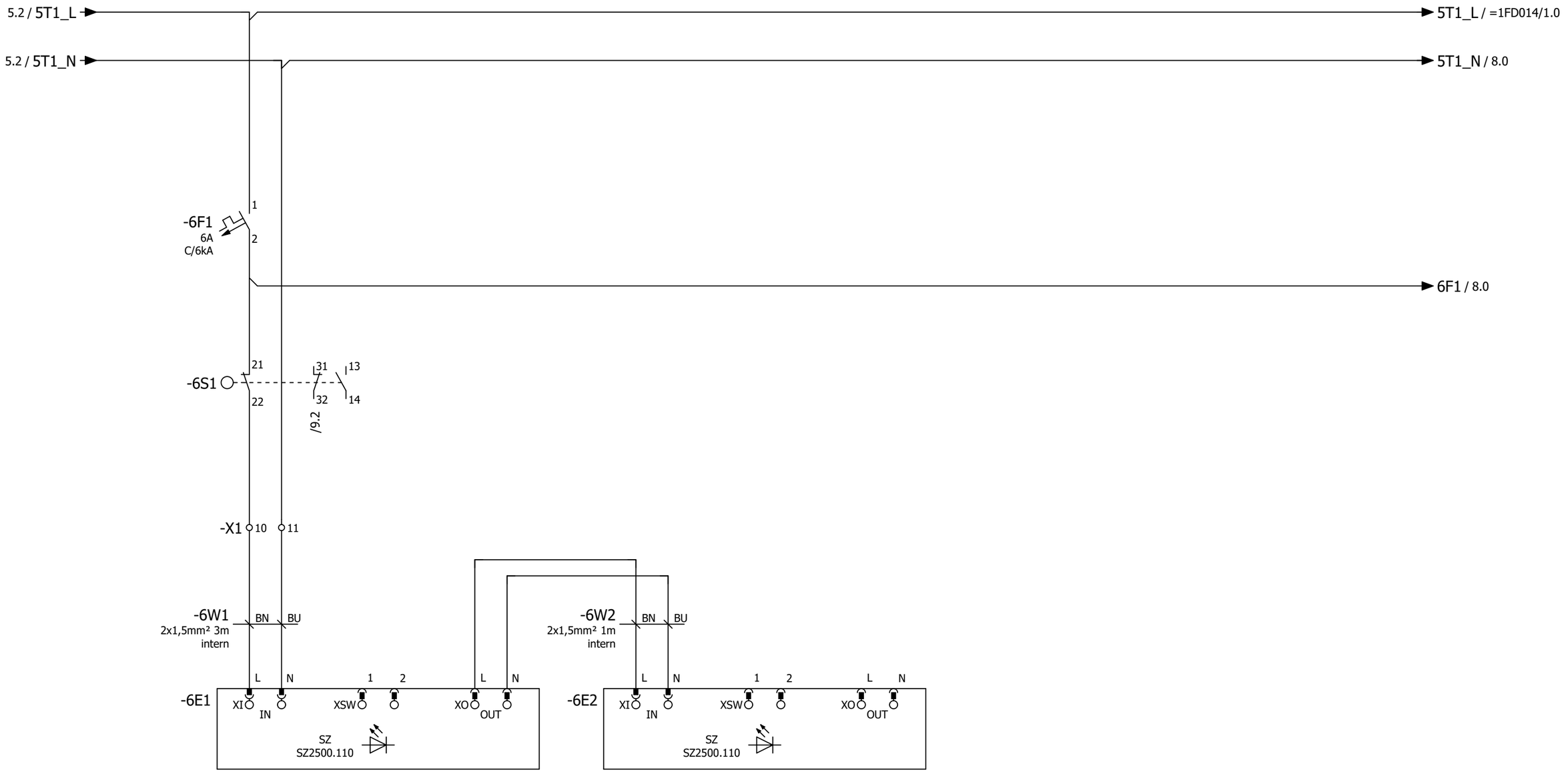

Türpositionsschalter
Door position switch

Türpositionsschalter
Door position switch

Schaltschrankleuchte
Switch cabinet light

Schaltschrankleuchte
Switch cabinet light

Schutzvermerk ISO 16016 beachten / Refer to protection notice ISO 16016.

0		1		2	3	4	5	6	7	8	9	
Erstellungsdatum Date of creation	09.03.2021	Änderungsdatum Modification date	25.06.2021	Kunde Customer Indianapolis Blue Marble USA		KHS	Schaltschrankleuchte Switch cabinet light		Auftragsnummer Order Number K-89407962-000100	Vorherige Seite Previous page 5	Folgeblatt Next Sheet 8	
Name Name	T. Braun	Name Name	schoeffel						Maschine Machine Innofill Can C	=1FD001	+S1	Blatt Sheet 6
Version Version	14	Prüfung Check										

6.9 / 5T1_N

5T1_N / =1FD014/1.0

6.9 / 6F1

-WE

-X1 12

13

14
PE

FU 1

2

LINE H

N

G

-8X1
=1FD000/10.4
Türeinbau

ETH

P-R2-K3RF3

ETHERNET

3A

1

2

-ETH
=1FD000/81.5

IP: 172.16.45.200
SUB: 255.255.0.0
GW: 172.16.255.250

Schnittstelle
Programmiergerät
Interface
Programming device

Schutzvermerk ISO 16016 beachten / Refer to protection notice ISO 16016.

0		1		2	3	4	5	6	7	8	9	
Erstellungsdatum Date of creation	09.03.2021	Änderungsdatum Modification date	25.06.2021	Kunde Customer Indianapolis		KHS	Steckdose / Programmierschnittstelle Socket / programming interface		Auftragsnummer Order Number K-89407962-000100	Vorherige Seite Previous page 6	Folgeblatt Next Sheet 9	
Name Name	T. Braun	Name Name	schoeffel	Blue Marble					Maschine Machine Innofill Can C	=1FD001	+S1	Blatt Sheet 8
Version Version	14	Prüfung Check		USA								

5.9 / L1
5.9 / L2
1.9 / L3

L1 / =1FD002/1.0
L2 / =1FD002/1.0
L3 / =1FD002/1.0

=1FD002-XV1
=1FD002/10.2
1
.1

-9F1
10A
1 3 5
2 4 6

-X1
15 16 17 18
PE

-6S1
/6.1
31
32

2
=1FD003-20K10
E0.1
-9E1:-X1:5
=1FD003/22.1

3
=1FD003-20K10
E0.2
-9E1:-X1:3
=1FD003/22.1

-9E1
=1FD000/10.3
1000W

-X1
L1 L2 L3 PE
PE
1 2 3 4 5

S1 K2 K1
3 1
2 2

K1 = Sammelstörung
General Fault

K2 = Schaltschrank
Übertemperatur
Switch
cabinet High Temperature

Edelstahl
Stainless steel

35°C

Parameter Einstellung	Werstatt-Info: Parameter einstellen!	
Programm - Ebene Program - Level	Anzeige Display	Einstellung Setting
1	St	35°C
2	Fi	99
3	Ad	0
4	CF	0
5	H1	5
6	H2	5
7	A1	1
8	A2	2
9 - 23	A3 - A17	1
24 - 25	A18 - A19	0
26	ECO	1

Klimagerät
Air Conditioner

Überwachung
Schaltschrank Temperatur
monitoring
Switch cabinet Temperature

Klimagerät
Keine Störung
Air Conditioner
No Fault

Schutzvermerk ISO 16016 beachten / Refer to protection notice ISO 16016.

=1FD001/9.9 / L1
=1FD001/9.9 / L2
=1FD001/9.9 / L3

L1 / =1FD038/1.0
L2 / =1FD038/1.0
L3 / =1FD038/1.0

-1QB1
2,2-3,2A
3A
Netzteil
power supply

1 3 5
I> I> I>
2 4 6
L1 L2 L3 PE
-WE

-1G1
40A
3~
- - + +

-1G3
+ -
24V 12Ah

X1.2 X1.1 X2.9 X2.10 X1.7 X1.8

-1G2
24V/40A
In M In L+ ON/OFF BAT+ BAT-
OUT M OUT L+
OUT M OUT L+
Bat o.k. Alarm Bat>85

X1.4 X1.6 X1.3 X1.5 X2.1 X2.2 X2.3 X2.4 X2.5 X2.6 X2.7 X2.8

24VDC_USV / 3.0

2 / 16.0
2 / 16.6
2 / 17.0
2 / 17.5

-X2
2 2 2 2

-1XT1
1
2

-WE

4
=1FD003-20K10
E0.3
-1G2:X2.2
=1FD003/22.1

5
=1FD003-20K10
E0.4
-1G2:X2.5
=1FD003/22.1

-XV1.4
/13.3
2
.0

-XV1.4
/13.2
1
.0

ON
1 +2V
2 +1V
3 +0,5V
4 +1V
5 +1V
6 +0,5V
7 +0,2V
8 +0,2V
9 +0,1V
10 1,0A

ON
1 T
2 320s
3 160s
4 80s
5 40s
6 20s
7 10s
8 Unterbr.
9 ON/OFF Comp.

Gleichspannungsversorgung
DC-Voltage Supply

Puffer Betrieb
Buffer In Operation

USV bereit
UPS ready

Schutzvermerk ISO 16016 beachten / Refer to protection notice ISO 16016.

0		1		2	3	4	5	6	7	8	9	
Erstellungsdatum Date of creation	23.02.2021	Änderungsdatum Modification date	25.06.2021	Kunde Customer Indianapolis Blue Marble USA		KHS	Steuerspannung Control voltage		Auftragsnummer Order Number K-89407962-000100	Vorherige Seite Previous page =1FD001/9	Folgeblatt Next Sheet 3	
Name Name	T. Braun	Name Name	schoeffel						Maschine Machine Innofill Can C	=1FD002	+S1	Blatt Sheet 1
Version Version	14	Prüfung Check										

1.3 / 24VDC_USV

=1FD002-XV2 /16.2 1 .2

Bemessungsstrom:
1, 2, 3 ... 10A

Charakteristik:
1: flink
2: mittelträge
3: träge_1
4: träge_2
5-10: träge_3

	-3X1	-3F1	-3F2	-3F3	-3F4	-3F5	-3F6
	/5.4	10A C3	10A C3	6A C3	6A C3	6A C3	4A C3
	Schiene	7 6 5 2	7 6 5 2	7 6 5 2	7 6 5 2	7 6 5 2	7 6 5 2
		DC 12/24V (Kupferschiene)	DC 12/24V (Kupferschiene)	DC 12/24V (Kupferschiene)	DC 12/24V (Kupferschiene)	DC 12/24V (Kupferschiene)	DC 12/24V (Kupferschiene)
		DC 12/24V	DC 12/24V	DC 12/24V	DC 12/24V	DC 12/24V	DC 12/24V
		0V	0V	0V	0V	0V	0V
		Set/Reset	Set/Reset	Set/Reset	Set/Reset	Set/Reset	Set/Reset
	LOCC-BOX	LOCC-BOX	LOCC-BOX	LOCC-BOX	LOCC-BOX	LOCC-BOX	LOCC-BOX
		Ein/Aus	Ein/Aus	Ein/Aus	Ein/Aus	Ein/Aus	Ein/Aus
	DC 12/24V	Load+ 1	Load+ 1	Load+ 1	Load+ 1	Load+ 1	Load+ 1
		n.c. 4	n.c. 4	n.c. 4	n.c. 4	n.c. 4	n.c. 4
		Status 3	Status 3	Status 3	Status 3	Status 3	Status 3

5F1_7 / 5.0
5F1_5 / 5.0
5F1_3 / 5.0

6
=1FD003-20K10
E0.5
-3F1:3
=1FD003/22.1

=1FD005
-48S1
=1FD005/48.1
11
12

1.5 / 12.0
1.40 / 13.0
1.4 / 13.0
1.3 / 12.0
1.2 / 12.6
1 / 10.0

Rücksetzen Fehler Verkleidung
Reset Error Casing

Sicherungsausfall
0 = Störung
Broken Fuse Indicator
0 = Fault

Versorgung
Sicherheitsschalter
Supply Safety
switch

Schutzvermerk ISO 16016 beachten / Refer to protection notice ISO 16016.

0		1		2	3	4	5	6	7	8	9		
Erstellungsdatum Date of creation	23.02.2021	Änderungsdatum Modification date	25.06.2021	Kunde Customer Indianapolis Blue Marble USA		KHS	Steuerspannung Control voltage		Auftragsnummer Order Number K-89407962-000100		Vorherige Seite Previous page 1	Folgeblatt Next Sheet 5	
Name Name	T. Braun	Name Name	schoeffel						Maschine Machine Innofill Can C		=1FD002	+S1	Blatt Sheet 3
Version Version	14	Prüfung Check											

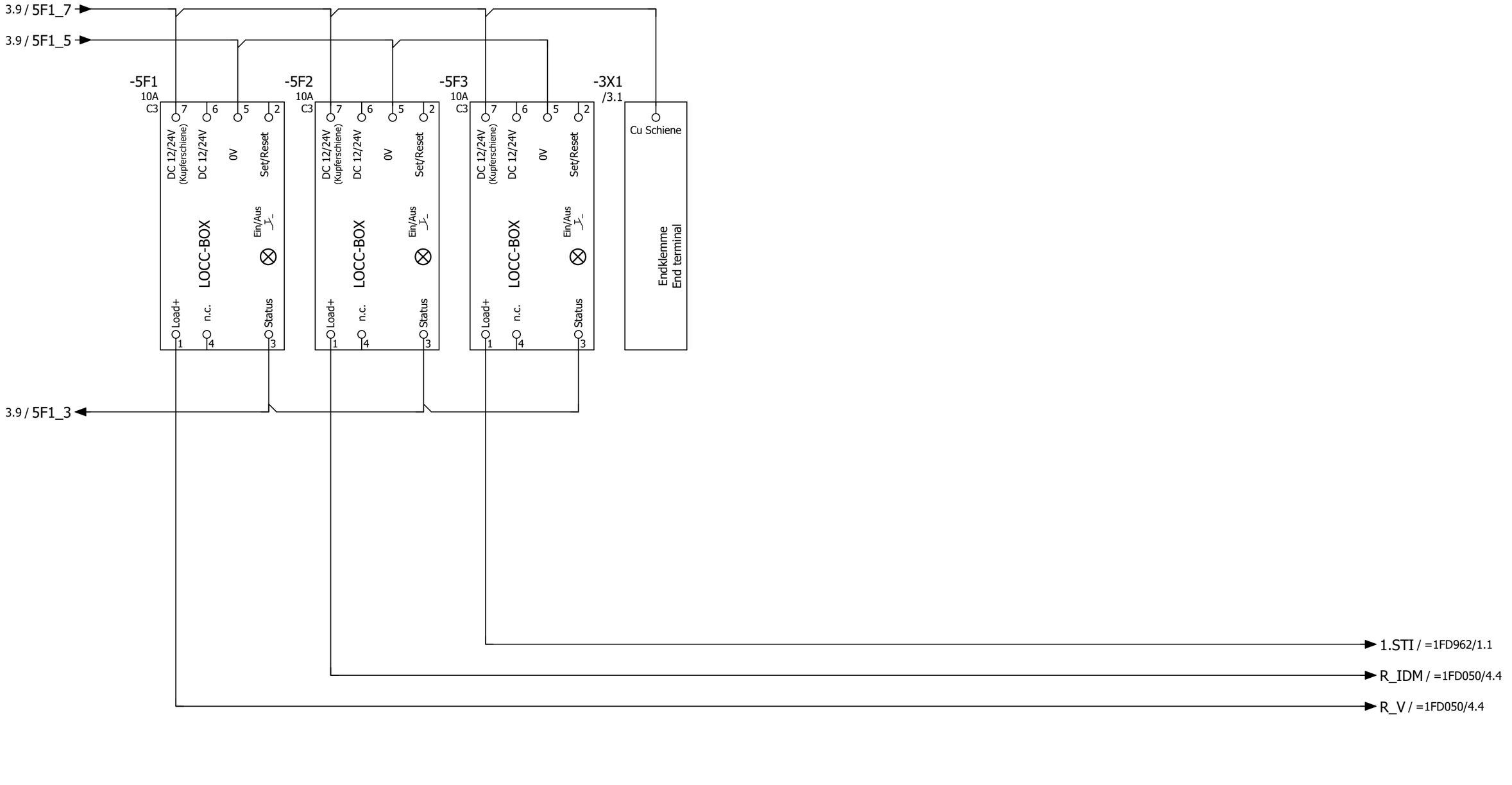

0		1		2	3	4	5	6	7	8	9	
Erstellungsdatum Date of creation	23.02.2021	Änderungsdatum Modification date	25.06.2021	Kunde Customer Indianapolis Blue Marble USA		KHS	Steuerspannung Control voltage		Auftragsnummer Order Number K-89407962-000100	Vorherige Seite Previous page 3	Folgeblatt Next Sheet 10	
Name Name	T. Braun	Name Name	schoeffel									
Version Version	14	Prüfung Check							Maschine Machine Innofill Can C	=1FD002	+S1	Blatt Sheet 5

Schutzvermerk ISO 16016 beachten / Refer to protection notice ISO 16016.

3.9 / 1

a 1	a 2	a 3	a 4	a 5
-XV1	-XV1	-XV1	-XV1	-XV1
=1FD002/10.2a =1FD002+S1-3F1:1	=1FD002/10.3a	=1FD002/10.4a	=1FD002/10.5a	=1FD002/10.7a
=1FD000/80.1 .0 =1FD000+S1-80K1:L1	=1FD003/9.2 .0 =1FD003+S1-9K1:-X1:24V	=1FD038/1.7 .1 =1FD038+S1-1T1.2:36	=1FD051/5.2 .0 =1FD051+S1-3K200:IF1:24	=1FD962/2.1 .0 =1FD005+S1-35K1:X3:63
=1FD001/9.3 .1 =1FD001+S1-9E1:-X1:4	=1FD003/9.4 .1 =1FD003+S1-9K1:-X2:1	=1FD038/1.8 .2 =1FD010+S1-30QA2:13	=1FD039/1.8 .1 =1FD010+S1-30QA2:73	=1FD004/1.1 .1 =1FD004+S1-2P1:1
=1FD001/1.6 .2 =1FD001+S1-1F1:14	=1FD002/40.1 .2 =1FD014+S1-1F1:13	=1FD930/1.1 .3 =1FD930+S1-X9:1	=1FD999/1.0 .2 =1FD999+S1-1K1:+	
=1FD003/2.2 .3 =1FD003+S1-1K1:-X80:1	=1FD036/3.1 .3 =1FD036+S1-3A3710:+	=1FD045/1.1 .4 =1FD045+S1-X2:+	=1FD014/4.2 .3 =1FD005+S1-3K037:-X4:2	
=1FD003/2.4 .4 =1FD003+S1-1K1:-X80:4	=1FD014/2.4 .4 =1FD014+S1-2T1:X2:9	=1FD039/1.7 .6 =1FD039+S1-1T1.2:36	=1FD050/4.2 .4 =1FD050+S1-X50:07	
=1FD003/2.5 .5 =1FD003+S1-1K2:-X10:19	=1FD036/3.8 .5 =1FD036+S1-3K3713:13		=1FD014/4.3 .5 =1FD005+S1-3K037:-X4:3	
=1FD003/21.1 .6 =1FD003+S1-20K1:1	=1FD014/2.3 .6 =1FD014+S1-2T1:X2:5		=1FD962/1.5 .6 =1FD962+S1-1K1:+	



Schutzvermerk ISO 16016 beachten / Refer to protection notice ISO 16016.

0		1		2	3	4	5	6	7	8	9	
Erstellungsdatum Date of creation	23.02.2021	Änderungsdatum Modification date	25.06.2021	Kunde Customer Indianapolis Blue Marble USA		KHS	Potential Verteiler XV1 Potential Distributor XV1		Auftragsnummer Order Number K-89407962-000100	Vorherige Seite Previous page 5	Folgeblatt Next Sheet 12	
Name Name	T. Braun	Name Name	schoeffel									
Version Version	14	Prüfung Check							Maschine Machine Innofill Can C	=1FD002	+S1	Blatt Sheet 10

3.9 / 1.3 → a 1

-XV1.3
=1FD002/12.2a
=1FD005+S1-48S1:12

=1FD005/44.1 .1

=1FD005/54.2 .2
=1FD005+S1-X5:101

=1FD005/74.2 .3
=1FD005+S1-X5:201

=1FD005/94.2 .4
=1FD005+S1-X5:301

=1FD005/44.1 .5
=1FD005+S1-X5:400



3.9 / 1.2 → a 1

-XV1.2
=1FD002/12.7a
=1FD002+S1-3F2:1

=1FD003/59.1 .0
=1FD003+S1-X2:10

=1FD003/59.2 .1
=1FD003+S1-X2:12

=1FD078/2.1 .2
=1FD078+S1-X2:F80

3.9 / 1.5 → a 1 a 2

-XV1.5
=1FD002/12.2a
=1FD002+S1-3F6:1

=1FD014/2.4 .0
=1FD005+S1-37K2:X3:13

=1FD011/1.1 .1
=1FD011+S1-X2:+

=1FD017/1.1 .2
=1FD017+S1-X2:+

=1FD036/1.0 .3
=1FD036+S1-X2:+

=1FD050/2.1 .4
=1FD050+S1-X2:+

=1FD014/1.7 .5
=1FD005+S1-31K1:X3:83

=1FD045/3.2 .6
=1FD045+S1-X2:13

-XV1.5
=1FD002/12.3a

=1FD045/4.1 .0
=1FD045+S1-X2:15

=1FD051/5.1 .1
=1FD051+S1-3K200:IF1:14

=1FD050/4.3 .2
=1FD005+S1-35K1:X3:83

=1FD050/4.6 .3
=1FD050+S1-X50:16

Schutzvermerk ISO 16016 beachten / Refer to protection notice ISO 16016.

0		1		2	3	4	5	6	7	8	9	
Erstellungsdatum Date of creation	23.02.2021	Änderungsdatum Modification date	25.06.2021	Kunde Customer Indianapolis Blue Marble USA	KHS	Potential Verteiler XV1.2/XV1.3/XV1.5 Potential Distributor XV1.2/XV1.3/XV1.5	Auftragsnummer Order Number K-89407962-000100		Vorherige Seite Previous page 10		Folgeblatt Next Sheet 13	
Name Name	T. Braun	Name Name	schoeffel									
Version Version	14	Prüfung Check					Maschine Machine Innofill Can C		=1FD002	+S1	Blatt Sheet	12

3.9 / 1.4

-XV1.4 a 1	-XV1.4 a 2	-XV1.4 a 3	-XV1.4 a 4	-XV1.4 a 5
=1FD002/13.2a =1FD002+S1-3F4:1	=1FD002/13.3a	=1FD002/13.4a	=1FD002/13.6a	=1FD002/13.7a
=1FD002/1.6 .0 =1FD002+S1-1G2:X2.6	=1FD002/1.3 .0 =1FD002+S1-1G2:X2.1	=1FD005/81.1 .0 =1FD005+S1-X5:260	=1FD005/262.6 .0 =1FD005+S1-X5:79	=1FD005/79.6 .0 =1FD005+S1-X5:268
=1FD005/16.1 .1 =1FD005+S1-15K210:-X80:1	=1FD005/5.5 .1 =1FD005+S1-3K040:-X4:4O	=1FD005/101.1 .1 =1FD005+S1-X5:360	=1FD010/31.3 .1 =1FD010+S1-31K1:X1:51	=1FD005/99.6 .2 =1FD005+S1-X5:368
=1FD005/4.7 .2 =1FD005+S1-1K010:-X4:1O	=1FD005/35.6 .2 =1FD005+S1-35K1:X1:51	=1FD005/260.4 .2 =1FD005+S1-X5:56	=1FD005/261.1 .2 =1FD005+S1-35K1:X3:13	
=1FD005/5.1 .3 =1FD005+S1-2K030:-X4:4Δ	=1FD005/260.1 .3 =1FD005+S1-31K1:X3:13	=1FD005/261.4 .3 =1FD005+S1-X5:66	=1FD005/262.2 .3 =1FD005+S1-37K1:X3:33	
=1FD005/30.6 .4 =1FD005+S1-30K1:X1:51	=1FD005/260.2 .4 =1FD005+S1-31K1:X3:33	=1FD005/262.4 .4 =1FD005+S1-X5:76	=1FD005/261.2 .4 =1FD005+S1-35K1:X3:33	
=1FD005/61.1 .5 =1FD004+S1-2P1-3S6:23	=1FD005/262.1 .5 =1FD005+S1-37K1:X3:13	=1FD005/260.6 .5 =1FD005+S1-X5:59	=1FD005/28.2 .5 =1FD005+S1-28K510:X1:24V	
=1FD005/31.6 .6 =1FD005+S1-31K1:X1:51	=1FD005/37.6 .6 =1FD005+S1-37K1:X1:51	=1FD005/261.6 .6 =1FD005+S1-X5:69	=1FD005/59.6 .6 =1FD004+S1-2P1-3S8:13	



3.9 / 1.40

-XV1.40 a 1	-XV1.40 a 2
=1FD002/13.2a =1FD002+S1-3F5:1	=1FD002/13.3a
=1FD006/7.1 .0 =1FD006+S1-1T30:X124:1	=1FD010/7.9 .0 =1FD010+S1-7T4.1:X524:+
=1FD010/3.2 .1 =1FD010+S1-2N10:X124:+	=1FD010/31.5 .1 =1FD010+S1-31K1:X3:13
=1FD010/3.4 .2 =1FD010+S1-1T40:X21:3	=1FD010/3.8 .2 =1FD010+S1-2T42:X524:+
=1FD010/3.5 .3 =1FD010+S1-1T40:X24:+	=1FD010/31.6 .3 =1FD010+S1-31K1:X3:23
=1FD010/3.6 .4 =1FD010+S1-2T41:X524:+	
=1FD010/30.4 .5 =1FD010+S1-30QA2:21	
=1FD010/4.4 .6 =1FD010+S1-4T1.1:X524:+	

Schutzvermerk ISO 16016 beachten / Refer to protection notice ISO 16016.

0		1		2	3	4	5	6	7	8	9	
Erstellungsdatum Date of creation	23.02.2021	Änderungsdatum Modification date	25.06.2021	Kunde Customer Indianapolis Blue Marble USA	KHS	Potential Verteiler XV1.4/XV1.40 Potential Distributor XV1.4/XV1.40			Auftragsnummer Order Number K-89407962-000100	Vorherige Seite Previous page 12	Folgeblatt Next Sheet 16	
Name Name	T. Braun	Name Name	schoeffel						Maschine Machine Innofill Can C	=1FD002	+S1	Blatt Sheet 13
Version Version	14	Prüfung Check										



1.3 / 2

a 1	a 2	a 3	a 4	a 5	a 6	a 7
-XV2	-XV2	-XV2	-XV2	-XV2	-XV2	-XV2
=1FD002/16.2a =1FD002+S1-X2:2	=1FD002/16.3a	=1FD002/16.4a	=1FD002/16.5a	=1FD002/16.7a	=1FD002/16.8a	=1FD002/16.9a
=1FD000/80.1 .0 =1FD000+S1-80K1:M1	=1FD003/2.6 .0 =1FD003+S1-1K2:-X10:20	=1FD003/9.3 .0 =1FD003+S1-9K1:-X2:4	=1FD005/262.4 .0 =1FD005+S1-X5:75	=1FD005/16.1 .0 =1FD005+S1-15K210:-X80:2	=1FD050/4.4 .0 =1FD050+S1-X50:12	=1FD990/4.2 .0 =1FD990+S1-4K1:A2
=1FD004/7.4 .1 =1FD004+S1-X2:15	=1FD005/81.2 .1 =1FD005+S1-X5:265	=1FD005/5.5 .1 =1FD005+S1-3K040:-X4:3O	=1FD004/1.1 .1 =1FD004+S1-2P1:2	=1FD005/261.3 .1 =1FD005+S1-35K1:X3:43	=1FD050/4.5 .1 =1FD050+S1-X50:14	=1FD010/3.4 .1 =1FD010+S1-1T40:X21:4
=1FD002/3.2 .2 =1FD002+S1-3F1:5	=1FD003/21.1 .2 =1FD003+S1-20K1:3	=1FD005/260.1 .2 =1FD005+S1-31K1:X3:23	=1FD004/2.6 .2 =1FD004+S1-2P1:-X1:10	=1FD050/4.6 .2 =1FD050+S1-X50:15	=1FD005/31.1 .2 =1FD005+S1-31K1:X2:1	=1FD010/3.5 .2 =1FD010+S1-1T40:X24:M
=1FD003/2.2 .3 =1FD003+S1-1K1:-X80:2	=1FD005/99.2 .3 =1FD005+S1-X5:355	=1FD005/260.3 .3 =1FD005+S1-31K1:X3:43	=1FD005/260.6 .3 =1FD005+S1-X5:58	=1FD005/4.7 .3 =1FD005+S1-1K010:-X4:2O	=1FD005/35.1 .3 =1FD005+S1-35K1:X2:1	=1FD010/3.7 .3 =1FD010+S1-2T41:X524:M
=1FD005/59.2 .4 =1FD005+S1-X5:155	=1FD003/9.2 .4 =1FD003+S1-9K1:-X1:GND	=1FD003/59.2 .4 =1FD003+S1-X2:13	=1FD005/261.6 .4 =1FD005+S1-X5:68	=1FD005/5.1 .4 =1FD005+S1-2K030:-X4:3Δ	=1FD006/7.1 .4 =1FD006+S1-1T30:X124:3	=1FD011/1.1 .4 =1FD011+S1-X2:-
=1FD003/2.3 .5 =1FD003+S1-1K1:-X80:3	=1FD005/101.2 .5 =1FD005+S1-X5:365	=1FD005/260.4 .5 =1FD005+S1-X5:55	=1FD005/262.6 .5 =1FD005+S1-X5:78	=1FD005/61.2 .5 =1FD004+S1-2P1-3S6	=1FD005/28.2 .5 =1FD005+S1-28K510:X1:0V	=1FD017/1.1 .5 =1FD017+S1-X2:-
=1FD005/79.2 .6 =1FD005+S1-X5:255	=1FD003/59.1 .6 =1FD003+S1-X2:11	=1FD005/261.4 .6 =1FD005+S1-X5:65	=1FD005/261.1 .6 =1FD005+S1-35K1:X3:23	=1FD005/30.1 .6 =1FD005+S1-30K1:X2:1	=1FD010/3.2 .6 =1FD010+S1-2N10:X124:M	=1FD010/4.4 .6 =1FD010+S1-4T1.1:X524:M

1.3 / 2

a 10	a 9	a 8
-XV2	-XV2	-XV2
=1FD002/16.7a =1FD002+S1-X2:2	=1FD002/16.8a	=1FD002/16.9a
=1FD010/34.3 .0 =1FD010+S1-28X11:0V	=1FD010/7.9 .0 =1FD010+S1-6T3_4:-X22:4	=1FD010/4.4 .0 =1FD010+S1-4T1_2:-X21:4
=1FD010/34.3 .1 =1FD010+S1-28X11:0V	=1FD010/31.1 .1 =1FD010+S1-31K1:X2:1	=1FD005/54.6 .1 =1FD005+S1-X5:106
=1FD010/34.4 .2 =1FD010+S1-28X12:0V	=1FD014/2.3 .2 =1FD014+S1-2T1:X2:2	=1FD010/5.9 .2 =1FD010+S1-4T1_2:-X22:4
=1FD010/34.4 .3 =1FD010+S1-28X12:0V	=1FD010/34.2 .3 =1FD010+S1-28X10:0V	=1FD005/74.6 .3 =1FD005+S1-X5:206
=1FD036/3.1 .4 =1FD036+S1-3A3710:-	=1FD010/34.2 .4 =1FD010+S1-28X10:0V	=1FD010/6.4 .4 =1FD010+S1-6T3_4:-X21:4
=1FD014/2.3 .5 =1FD014+S1-2T1:X2:4	=1FD039/1.7 .5 =1FD039+S1-1T1.2:35	=1FD005/94.6 .5 =1FD005+S1-X5:306
=1FD036/3.7 .6 =1FD036+S1-3K3713:A2	=1FD039/1.8 .6 =1FD039+S1-1QA1:A2	=1FD010/7.9 .6 =1FD010+S1-7T4.1:X524:M

Schutzvermerk ISO 16016 beachten / Refer to protection notice ISO 16016.

0		1		2	3	4	5	6	7	8	9	
Erstellungsdatum Date of creation	23.02.2021	Änderungsdatum Modification date	25.06.2021	Kunde Customer Indianapolis		KHS	Potential Verteiler XV2 Potential Distributor XV2		Auftragsnummer Order Number K-89407962-000100	Vorherige Seite Previous page 13	Folgeblatt Next Sheet 17	
Name Name	T. Braun	Name Name	schoeffel	Blue Marble USA					Maschine Machine Innofill Can C	=1FD002	+S1	Blatt Sheet 16
Version Version	14	Prüfung Check										



1.3 / 2	a	-XV2	a	-XV2	a	-XV2	1.3 / 2	a	-XV2
	11	=1FD002/17.2a =1FD002+S1-X2:2	12	=1FD002/17.3a	13	=1FD002/17.4a		14	=1FD002/17.5a =1FD002+S1-X2:2
		=1FD014/2.4 .0 =1FD014+S1-2T1:X2:10		=1FD999/1.0 .0 =1FD999+S1-1K1:-		=1FD014/1.7 .0 =1FD014+S1-1QA1:A2			=1FD962/1.5 .0 =1FD962+S1-1K1:0
		=1FD036/3.7 .1 =1FD036+S1-X2:22		=1FD045/1.1 .1 =1FD045+S1-X2:-		=1FD005/48.4 .1 =1FD005+S1-48S1:X2			=1FD962/2.2 .1 =1FD962+STI-INTLK:3
		=1FD038/1.7 .2 =1FD038+S1-1T1.2:35		=1FD010/30.2 .2 =1FD010+S1-30QA2:A2		=1FD005/37.1 .2 =1FD005+S1-37K1:X2:1			=1FD078/2.1 .2 =1FD078+S1-X2:10
		=1FD038/1.8 .3 =1FD038+S1-1QA1:A2		=1FD051/5.2 .4 =1FD051+S1-3K200:IF1:16		=1FD005/262.1 .3 =1FD005+S1-37K1:X3:23			=1FD005/79.7 .4 =1FD005+S1-X5:271
		=1FD036/1.1 .4 =1FD036+S1-X2:-		=1FD006/8.5 .5 =1FD006+S1-1T30:-X122:7		=1FD005/262.3 .4 =1FD005+S1-37K1:X1:43			=1FD005/99.7 .6 =1FD005+S1-X5:371
		=1FD050/2.1 .5 =1FD050+S1-X2:-		=1FD014/2.4 .6 =1FD014+M1-2M1:7		=1FD005/44.1 .5 =1FD005+S1-X5:401			=1FD005/59.7 .7 =1FD004+S1-2P1-3S8:X2
		=1FD014/2.4 .6 =1FD005+S1-37K2:X3:23				=1FD010/3.8 .5 =1FD010+S1-2T42:X524:M			
						=1FD962/1.1 .6 =1FD962+STI-PS:2			

Schutzvermerk ISO 16016 beachten / Refer to protection notice ISO 16016.

0		1		2	3	4	5	6	7	8	9	
Erstellungsdatum Date of creation	12.03.2021	Änderungsdatum Modification date	25.06.2021	Kunde Customer Indianapolis		KHS	Potential Verteiler XV2 Potential Distributor XV2		Auftragsnummer Order Number K-89407962-000100	Vorherige Seite Previous page 16	Folgeblatt Next Sheet 40	
Name Name	T. Braun	Name Name	schoeffel	Blue Marble USA					Maschine Machine Innofill Can C	=1FD002	+S1	Blatt Sheet 17
Version Version	14	Prüfung Check										

=1FD002 2
-XV1 .2
/10.3

13

=1FD014
-1F1
=1FD014/1.2

14

13

=1FD014
-1F2
=1FD014/1.3

14

7

=1FD003-20K10
E0.6
=1FD014-1F2:14
=1FD003/22.1

Sicherungsautomaten
bereit
Miniature circuit
breakers ready

Schutzvermerk ISO 16016 beachten / Refer to protection notice ISO 16016.

0		1		2	3	4	5	6	7	8	9	
Erstellungsdatum Date of creation	23.02.2021	Änderungsdatum Modification date	23.03.2021	Kunde Customer Indianapolis Blue Marble USA		KHS	Störmeldungen Sicherungsautomaten Fault Indications Miniature circuit breakers		Auftragsnummer Order Number K-89407962-000100	Vorherige Seite Previous page 17	Folgeblatt Next Sheet =1FD003/1	
Name Name	T. Braun	Name Name	schoeffel						Maschine Machine Innofill Can C	=1FD002	+S1	Blatt Sheet 40
Version Version	14	Prüfung Check										

-1U1
/2.0
UR1

-1K1
/2.1
1

-1K2
/2.5
/4.3
2

6ES7590-1AC40-0AA0
245mm
Profilschiene
Profile rail

CPU 1517-3 PN/DP

-X1
RJ45 RJ45
=1FD000/80.1
P1 P2

-X2
RJ45

MMC 256MB S7-1X00
6ES7954-8LL03-0AA0

ESC OK

6ES7517-3AP00-0AB0

DI 16x24VDC HF
6ES7521-1BH00-0AB0

X3
PROFIBUS
-X3

-X1
172.16.45.1
255.255.0.0
172.16.255.250
cpu-ff-45-1
-X2

-1A1
USB2.0 32GB
USB-Stick

Schutzvermerk ISO 16016 beachten / Refer to protection notice ISO 16016.

0		1		2	3	4	5	6	7	8	9	
Erstellungsdatum Date of creation	05.03.2021	Änderungsdatum Modification date	23.03.2021	Kunde Customer Indianapolis Blue Marble USA		KHS	S7-1500 Rackaufbau S7-1500 Rack layout		Auftragsnummer Order Number K-89407962-000100	Vorherige Seite Previous page =1FD002/40	Folgeblatt Next Sheet 2	
Name Name	T. Braun	Name Name	schoeffel						Maschine Machine Innofill Can C	=1FD003	+S1	Blatt Sheet 1
Version Version	14	Prüfung Check										

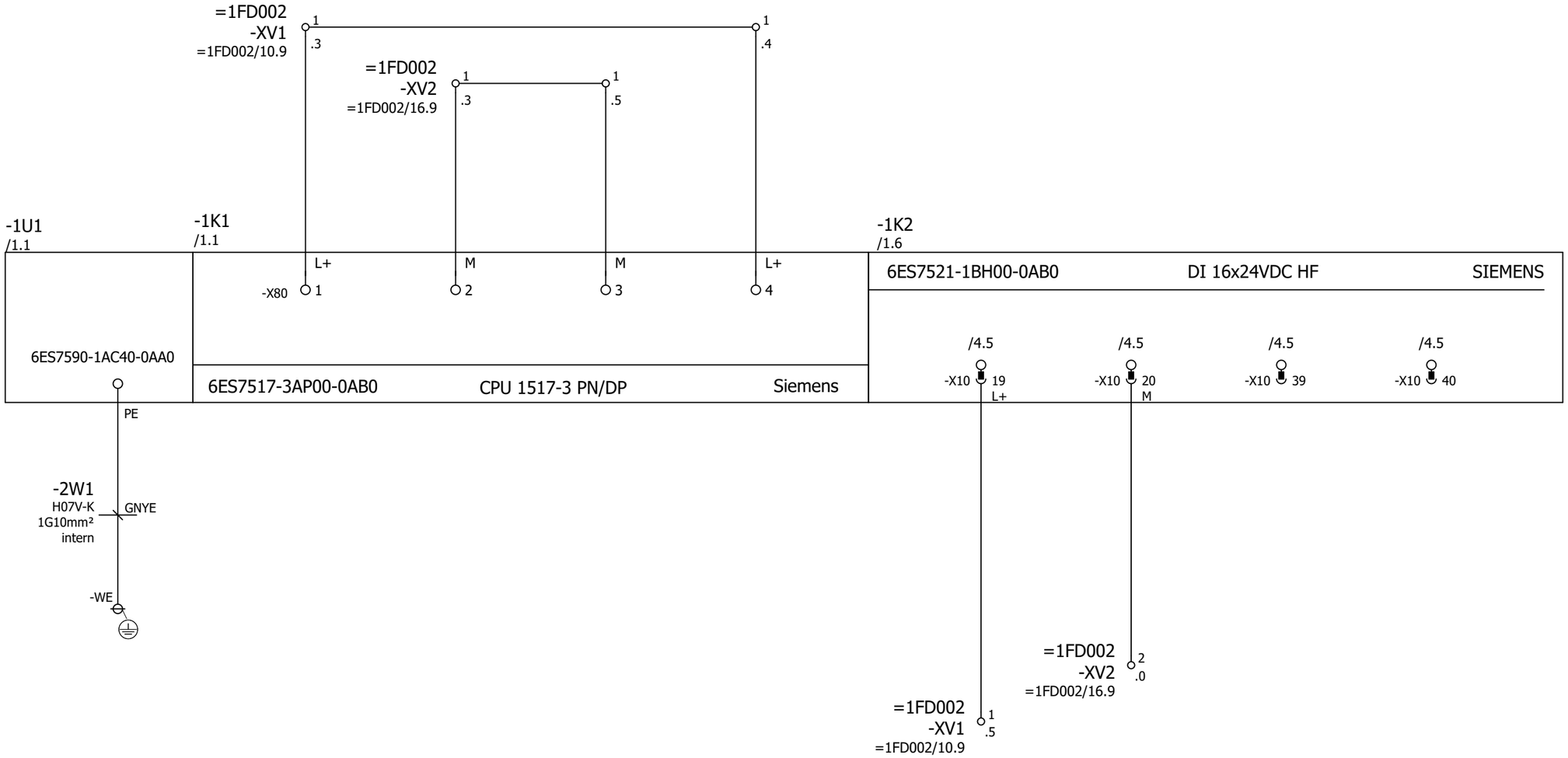

Schutzvermerk ISO 16016 beachten / Refer to protection notice ISO 16016.

0		1		2	3	4	5	6	7	8	9	
Erstellungsdatum Date of creation	23.02.2021	Änderungsdatum Modification date	25.06.2021	Kunde Customer Indianapolis Blue Marble USA	KHS	Kartenversorgung Card power supply			Auftragsnummer Order Number K-89407962-000100	Vorherige Seite Previous page 1	Folgeblatt Next Sheet 4	
Name Name	T. Braun	Name Name	schoeffel						Maschine Machine Innofill Can C	=1FD003	+S1	Blatt Sheet 2
Version Version	14	Prüfung Check										

-1K2
/1.6

S7-1500 SIEMENS
DI 16x24VDC HF

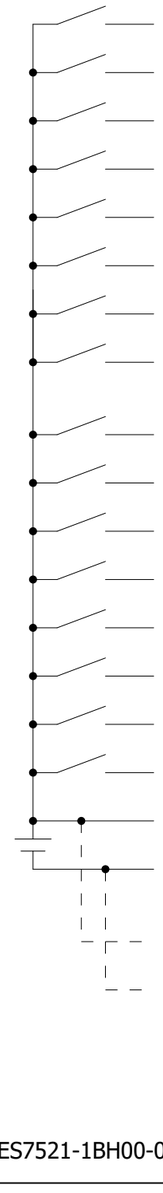

E60.0	-X10:1 DI a			
E60.1	-X10:2 DI a			
E60.2	-X10:3 DI a			
E60.3	-X10:4 DI a			
E60.4	-X10:5 DI a			
E60.5	-X10:6 DI a			
E60.6	-X10:7 DI a			
E60.7	-X10:8 DI a	=1FD050/2.2	=1FD050+M1-2B607:4	Synchrontakt Synchronizing Cycle
E61.0	-X10:11 DI b	=1FD050/1.1	=1FD006-1T30:-X142:4	1/10 Maschinentakt 1/10 Machine cycle
E61.1	-X10:12 DI b	=1FD050/1.2	=1FD006-1T30:-X142:6	1/1 Maschinentakt 1/1 Machine cycle
E61.2	-X10:13 DI b	=1FD050/2.1	=1FD050+M1-2B612:4	Erkennung Dose vorhanden Detection Can Available
E61.3	-X10:14 DI b			
E61.4	-X10:15 DI b			
E61.5	-X10:16 DI b			
E61.6	-X10:17 DI b			
E61.7	-X10:18 DI b			
	-X10:19 L+	/2.5		
	-X10:20 M	/2.6		
	-X10:39	/2.7		
	-X10:40	/2.8		

6ES7521-1BH00-0AB0

Schutzvermerk ISO 16016 beachten / Refer to protection notice ISO 16016.

0		1		2	3	4	5	6	7	8	9	
Erstellungsdatum Date of creation	23.02.2021	Änderungsdatum Modification date	23.02.2021	Kunde Customer Indianapolis Blue Marble USA		KHS	Digitaleingabe Digital input		Auftragsnummer Order Number K-89407962-000100	Vorherige Seite Previous page 2	Folgeblatt Next Sheet 9	
Name Name	T. Braun	Name Name	braun_th						Maschine Machine Innofill Can C	=1FD003	+S1	Blatt Sheet 4
Version Version	14	Prüfung Check										

Freigabe Redis
Release Redis

-9K1
KHS-ROUTER
VPN-Router

SIM-CARD into SMC-SLOT

IP: 172.16.255.250/16
SUB:
GW:
PN:

=1FD000/80.7

INDUSTRIAL ROUTER FIREWALL
INDUSTRIAL ROUTER FIREWALL
PWR STATUS
CUT ALARM 4G
VPN 4G

COM1

FACTORY DEFAULT

USB

RJ45 LAN4
RJ45 LAN3
RJ45 LAN2
RJ45 LAN1

-X3 1 2 3 4 CUT
-X2 1 2 3 4 VPN

CUSTOMER RJ45
VPN2KHS RJ45

-X1 24V GND PE

=1FD005-2K030
2K030 O1
=1FD005/6.1
-9K1:-X2:2
-X2 2

=1FD002
-XV1
=1FD002/10.3
2
.1

=1FD002
-XV2
=1FD002/16.4
3
.0

=1FD002-XV1
=1FD002/10.3
2
.0

=1FD002-XV2
=1FD002/16.3
2
.4

-WE

-33W1
Etherline Cat5e
8x0,14mm²
extern

-33W2
Etherline Cat5e
8x0,14mm²
extern

=VPN
+CUSTOMER

=REDIS
+CUSTOMER

WHGN GN WHOG OG WHBU BU WHBN BN
1 2 3 4 5 6 7 8
RJ45

VPN-Tunnel

Kunde
Customer

Schutzvermerk ISO 16016 beachten / Refer to protection notice ISO 16016.

0		1		2	3	4	5	6	7	8	9	
Erstellungsdatum Date of creation	23.02.2021	Änderungsdatum Modification date	25.06.2021	Kunde Customer Indianapolis Blue Marble USA	KHS	Redis Single			Auftragsnummer Order Number K-89407962-000100		Vorherige Seite Previous page 4	Folgeblatt Next Sheet 20
Name Name	T. Braun	Name Name	schoeffel									
Version Version	14	Prüfung Check							Maschine Machine Innofill Can C	=1FD003	+S1	Blatt Sheet 9

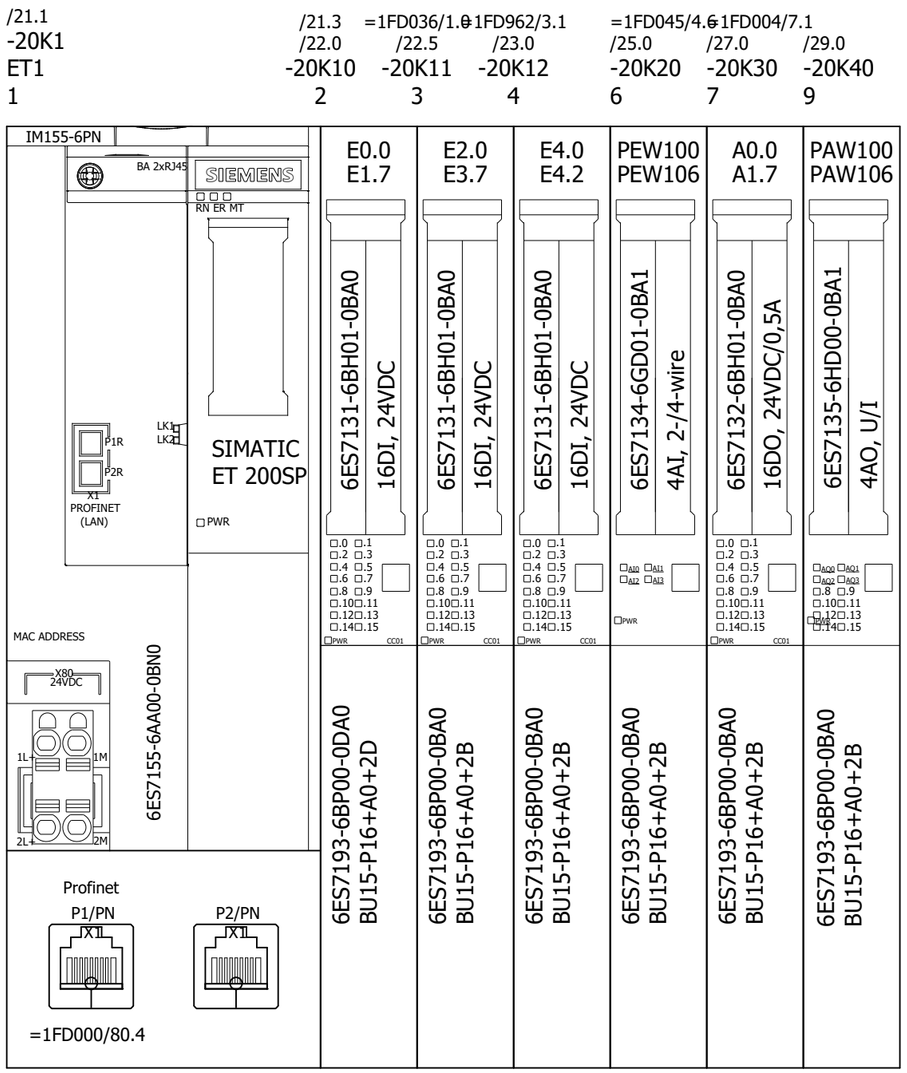

IP: 172.16.45.60
SUB: 255.255.0.0
GW: 172.16.255.250
PN: io-ff-45-60

Schutzvermerk ISO 16016 beachten / Refer to protection notice ISO 16016.

0	1	2	3	4	5	6	7	8	9

Erstellungsdatum Date of creation	23.02.2021	Änderungsdatum Modification date	18.03.2021	Kunde Customer Indianapolis Blue Marble USA	KHS	ET200SP Aufbau ET200SP Layout	Auftragsnummer Order Number K-89407962-000100	Vorherige Seite Previous page 9	Folgeblatt Next Sheet 21
Name Name	T. Braun	Name Name	schoeffel				Maschine Machine Innofill Can C	=1FD003	+S1 Blatt Sheet 20
Version Version	14	Prüfung Check							

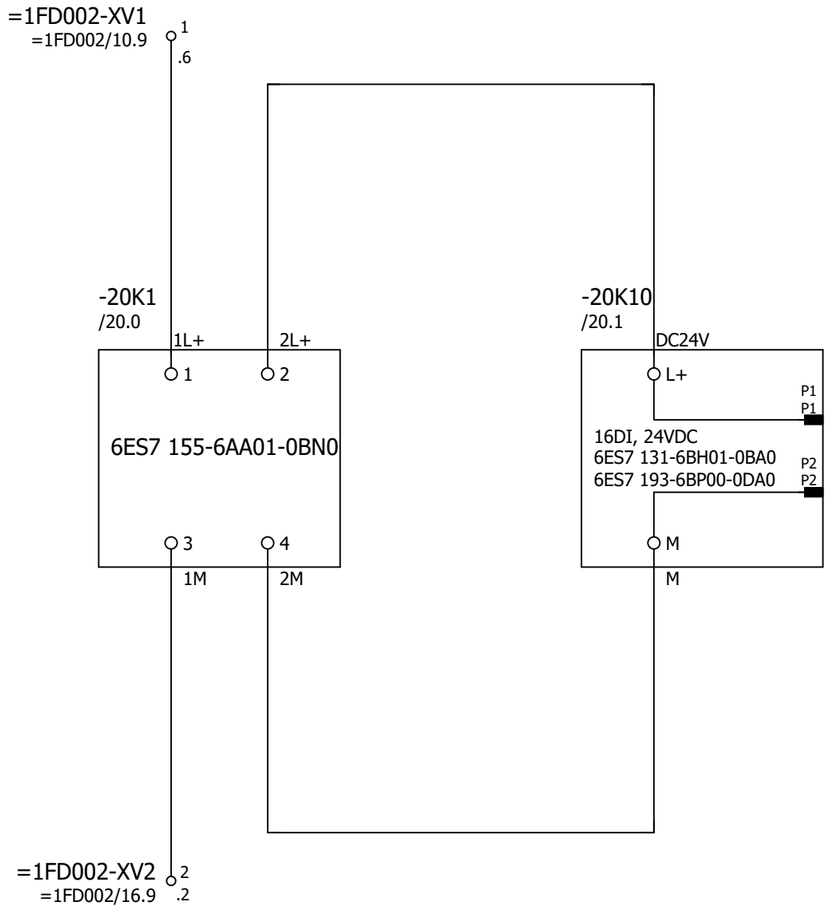

Schutzvermerk ISO 16016 beachten / Refer to protection notice ISO 16016.

0		1		2	3	4	5	6	7	8	9		
Erstellungsdatum Date of creation	23.02.2021	Änderungsdatum Modification date	25.06.2021	Kunde Customer Indianapolis Blue Marble USA		KHS	Kartenversorgung Card power supply		Auftragsnummer Order Number K-89407962-000100	Vorherige Seite Previous page 20	Folgeblatt Next Sheet 22		
Name Name	T. Braun	Name Name	schoeffel						Maschine Machine Innofill Can C	=1FD003	+S1	Blatt Sheet	21
Version Version	14	Prüfung Check											

-20K10 /20.1 — 6ES7131-6BH01-0BA0

E0.0	1	=1FD001/1.6	=1FD001-1F1:11	Störung Überspannungsschutz Fault Electrical surge protection
E0.1	2	=1FD001/9.4	=1FD001-9E1:-X1:5	Klimagerät Keine Störung Air Conditioner No Fault
E0.2	3	=1FD001/9.5	=1FD001-9E1:-X1:3	Überwachung Schaltschrank Temperatur monitoring Switch cabinet Temperature
E0.3	4	=1FD002/1.4	=1FD002-1G2:X2.2	Puffer Betrieb Buffer In Operation
E0.4	5	=1FD002/1.5	=1FD002-1G2:X2.5	USV bereit UPS ready
E0.5	6	=1FD002/3.2	=1FD002-3F1:3	Sicherungsausfall 0 = Störung Broken Fuse Indicator 0 = Fault
E0.6	7	=1FD002/40.2	=1FD014-1F2:14	Sicherungsautomaten bereit Miniature circuit breakers ready
E0.7	8			
E1.0	9	=1FD011/1.1	=1FD011+M1-1B1:4	Lückenerkennung Gap detection
E1.1	10	=1FD011/1.2	=1FD011+M1-1B2:4	Ausweichtisch Backlog table
E1.2	11	=1FD011/1.3	E1.2	Reserve Reserve
E1.3	12	=1FD017/1.1	=1FD017+M1-1B1:4	Überwachung Fettverteiler monitoring Grease distributor
E1.4	13	=1FD930/1.2	E1.4	Deckelsystem bereit (0 = Dosensperre schließen) end system ready (0 = can stop in)
E1.5	14	=1FD930/1.3	E1.5	Deckelsystem ein (0 = Schnellstopp) end system on (0 = quick stop)
E1.6	15			
E1.7	16			

6ES7131-6BH01-0BA0

-20K11 /20.2 — 6ES7131-6BH01-0BA0

E2.0	1	=1FD036/1.0	=1FD036+M1-1B1412:4	Ölschmierung Oil lubrication
E2.1	2	=1FD036/1.1	=1FD036+M1-1B3511:4	Deckelmangel Lid Shortage
E2.2	3	=1FD036/1.2	=1FD036+M1-1B3512:4	Fehler Deckelmagazin Error Lid Magazine
E2.3	4	=1FD036/1.3	=1FD036+M1-1B4231:2	Kupplung Dosen Ausgang Clutch Cans Output
E2.4	5	=1FD036/1.4	=1FD036+M1-1B4251:2	Einführung Kette Introduction Chain
E2.5	6	=1FD036/1.5	=1FD036+M1-1B4511:4	Falzkurve Seaming cam
E2.6	7	=1FD036/1.6	=1FD036+M1-1B4512:4	Ausstoßerkurve Knock out cam
E2.7	8	=1FD036/1.7	E2.7	Reserve Reserve
E3.0	9	=1FD036/1.8	E3.0	Reserve Reserve
E3.1	10	=1FD036/3.4	=1FD036-3A3710:Y2	Status Steuerung FX ok Status Control FX ok
E3.2	11	=1FD045/3.4	E3.2	Reserve Reserve
E3.3	12	=1FD045/4.2	E3.3	Reserve Reserve
E3.4	13	=1FD045/4.3	E3.4	Reserve Reserve
E3.5	14	=1FD045/4.4	E3.5	Reserve Reserve
E3.6	15	=1FD045/4.5	E3.6	Reserve Reserve
E3.7	16	=1FD005/44.3	=1FD005+M1-44S1:Y32	Service Tür Service Door

6ES7131-6BH01-0BA0

Schutzvermerk ISO 16016 beachten / Refer to protection notice ISO 16016.

-20K12
/20.2

6ES7131-6BH01-0BA0

E4.0	1			
E4.1	2			
E4.2	3			
E4.3	4			
E4.4	5	=1FD962/3.1	=1FD962+STI-UINT:2	Stickstoffdosierung Fehler Nitrogen dosing Error
E4.5	6	=1FD962/3.2	=1FD962+STI-UINT:5	Stickstoffdosierung bereit Nitrogen dosing ready
E4.6	7			
E4.7	8			
E5.0	9			
E5.1	10			
E5.2	11			
E5.3	12			
E5.4	13			
E5.5	14			
E5.6	15			
E5.7	16			

6ES7131-6BH01-0BA0

Schutzvermerk ISO 16016 beachten / Refer to protection notice ISO 16016.

-20K20
/20.2

4AI, 2-/4-wire

	1I0+	1			
	1I0-	5			
	UV0	9			
PEW100	2I0+	13	=1FD045/4.6	PEW100	Reserve Reserve
	1I1+	2			
	1I1-	6			
	UV1	10			
PEW102	2I1+	14			
	1I2+	3			
	1I2-	7			
	UV2	11			
PEW104	2I2+	15			
	1I3+	4			
	1I3-	8			
	UV3	12			
PEW106	2I3+	16			

6ES7134-6GD01-0BA1

Schutzvermerk ISO 16016 beachten / Refer to protection notice ISO 16016.

0		1		2	3	4	5	6	7	8	9	
Erstellungsdatum Date of creation	23.02.2021	Änderungsdatum Modification date	23.02.2021	Kunde Customer Indianapolis Blue Marble USA		KHS	Analogeingabe Analogue input		Auftragsnummer Order Number K-89407962-000100	Vorherige Seite Previous page 23	Folgeblatt Next Sheet 27	
Name Name	T. Braun	Name Name	braun_th						Maschine Machine Innofill Can C	=1FD003	+S1	Blatt Sheet 25
Version Version	14	Prüfung Check										

-20K30
/20.3

6ES7132-6BH01-0BA0

A0.0	1	=1FD004/7.1	=1FD004+M1-7X10:1.1'	Warnleuchte BIT 0 Warning light BIT 0
A0.1	2	=1FD004/7.1	=1FD004+M1-7X10:1.2'	Warnleuchte BIT 1 Warning light BIT 1
A0.2	3	=1FD004/7.2	=1FD004+M1-7X10:1.3'	Warnleuchte BIT 2 Warning light BIT 2
A0.3	4	=1FD004/7.2	=1FD004+M1-7X10:1.4'	Warnleuchte BIT 3 Warning light BIT 3
A0.4	5	=1FD004/7.3	=1FD004+M1-7X10:1.5'	Warnleuchte BIT 4 Warning light BIT 4
A0.5	6	=1FD045/1.2	A0.5	Reserve Reserve
A0.6	7	=1FD930/1.3	=1FD930-1K1:A1	Füller bereit Filler ready
A0.7	8	=1FD962/3.1	=1FD962+STI-UINT:6	Dosierung Enable Dosage Enable
A1.0	9			
A1.1	10			
A1.2	11			
A1.3	12			
A1.4	13			
A1.5	14			
A1.6	15			
A1.7	16			

6ES7132-6BH01-0BA0

Schutzvermerk ISO 16016 beachten / Refer to protection notice ISO 16016.

-20K40
/20.3

4AO, U/I

PAW100	Q0+	1
	Q0-	5
	S0+	9
	S0-	13
PAW102	Q1+	2
	Q1-	6
	S1+	10
	S1-	14
PAW104	Q2+	3
	Q2-	7
	S2+	11
	S2-	15
PAW106	Q3+	4
	Q3-	8
	S3+	12
	S3-	16

6ES7135-6HD00-0BA1

Schutzvermerk ISO 16016 beachten / Refer to protection notice ISO 16016.

0		1		2	3	4	5	6	7	8	9	
Erstellungsdatum Date of creation	23.02.2021	Änderungsdatum Modification date	18.03.2021	Kunde Customer Indianapolis Blue Marble USA		KHS	Analogausgabe Analogue output		Auftragsnummer Order Number K-89407962-000100	Vorherige Seite Previous page 27	Folgeblatt Next Sheet 50	
Name Name	T. Braun	Name Name	schoeffel									
Version Version	14	Prüfung Check							Maschine Machine Innofill Can C	=1FD003	+S1	Blatt Sheet 29

IP: 172.16.45.70
SUB: 255.255.0.0
GW: 172.16.255.250

=1FD000/87.0

-50K1 AL1203

X21

1	TX +	
2	RX +	
3	TX -	
4	RX -	

X22

1	TX +	
2	RX +	
3	TX -	
4	RX -	

X31

24VDC Versorgung Modul 24VDC Supply Module	/59.1	1 24VDC(US)	
	/59.1	2 GND(UA)	
	/59.2	3 GND(US)	
	/59.2	4 24VDC(UA)	

X32

	1 24VDC(US)	/59.1	24VDC Versorgung Modul 24VDC Supply Module
	2 GND(UA)		
	3 GND(US)		
	4 24VDC(UA)		

X01

	. =1FD060/40.1	1 24VDC(L+)	
	. =1FD060/40.2	2 50K1 I1	
	. =1FD060/40.1	3 GND(L-)	
1BP190 Druck Istwert Produkt Vordruck 1BP190 Pressure Actual Value Product Pre-Pressure	=1FD060-1BP190:4 =1FD060/40.1	4 50K1 C/Q1	
	. =1FD060/40.2	5 n.c.	

X02

	1 24VDC(L+)	=1FD060/40.3 .	
	2 50K1 I2	=1FD060/40.4 .	
	3 GND(L-)	=1FD060/40.3 .	
	4 50K1 C/Q2	=1FD060/40.4	=1FD060-1BP200:4 1BP200 Druck Istwert Produkt 1BP200 Pressure Actual Value Product
	5 n.c.	=1FD060/40.4 .	

X03

	. =1FD070/44.1	1 24VDC(L+)	
	. =1FD070/44.1	2 50K1 I3	
	. =1FD070/44.2	3 GND(L-)	
1MM710 Sollwert Regelventil Spanngas 1MM710 set value Control valve Counter Gas	=1FD070-44T1:S:4 =1FD070/44.2	4 50K1 C/Q3	
	. =1FD070/44.2	5 n.c.	

X04

	1 24VDC(L+)	=1FD060/42.1 .	
	2 50K1 I4	=1FD060/42.2 .	
	3 GND(L-)	=1FD060/42.1 .	
	4 50K1 C/Q4	=1FD060/42.1	=1FD060-1BT230:4 1BT230 Temperatur Istwert Produkt Vorlauf 1BT230 Temperature Actual Value Product Feed line
	5 n.c.	=1FD060/42.2 .	

X05

	. =1FD013/1.1	1 24VDC(L+)	
	. =1FD013/1.2	2 24VDC(UA)	
	. =1FD013/1.1	3 GND(L-)	
Kessel Niveau Boiler Level	=1FD013-1BL700:3 =1FD013/1.1	4 50K1 C/Q5	
	. =1FD013/1.2	5 GND(UA)	

X06

	1 24VDC(L+)	=1FD060/44.1 .	
	2 24VDC(UA)	=1FD060/44.1 .	
	3 GND(L-)	=1FD060/44.2 .	
	4 50K1 C/Q6	=1FD060/44.2	=1FD060-44T1:S:4 1MM460 Sollwert Regelventil Kessel Niveau 1MM460 set value Control valve Boiler Level
	5 GND(UA)	=1FD060/44.2 .	

X07

	./68.1	1 24VDC(L+)	
	./68.1	2 24VDC(UA)	
	./68.1	3 GND(L-)	
I/O Link Eingangsmodul I/O Link Input module	-60K1:X1:4 /68.1	4 50K1 C/Q7	
	./68.1	5 GND(UA)	

X08

	1 24VDC(L+)		
	2 24VDC(UA)		
	3 GND(L-)		
	4 50K1 C/Q8		
	5 GND(UA)		

Schutzvermerk ISO 16016 beachten / Refer to protection notice ISO 16016.

0		1		2	3	4	5	6	7	8	9	
Erstellungsdatum Date of creation	03.03.2021	Änderungsdatum Modification date	25.06.2021	Kunde Customer Indianapolis Blue Marble USA		KHS	IO Link Master V1		Auftragsnummer Order Number K-89407962-000100	Vorherige Seite Previous page 29	Folgeblatt Next Sheet 51	
Name Name	T. Braun	Name Name	schoeffel						Maschine Machine Innofill Can C	=1FD003	+M1	Blatt Sheet 50
Version Version	14	Prüfung Check										

IP: 172.16.45.71
SUB: 255.255.0.0
GW: 172.16.255.250

=1FD000/87.0

-51K1 AL1203

X21

1	TX +	
2	RX +	
3	TX -	
4	RX -	

X22

1	TX +	
2	RX +	
3	TX -	
4	RX -	

X31

1	24VDC(US)	24VDC Versorgung Modul 24VDC Supply Module /59.1
2	GND(UA)	
3	GND(US)	
4	24VDC(UA)	

X32

1	24VDC(US)	/59.1 24VDC Versorgung Modul 24VDC Supply Module
2	GND(UA)	
3	GND(US)	
4	24VDC(UA)	

X01

1	24VDC(L+)	. =1FD060/45.1
2	51K1 I1	. =1FD060/45.1
3	GND(L-)	. =1FD060/45.2
4	51K1 C/Q1	Druckregelventil Tulpen Steuerung / Pressure control valve Bottle Clamping Control =1FD060-45K31:-X1:4 =1FD060/45.2
5	n.c.	. =1FD060/45.2

X02

1	24VDC(L+)	=1FD060/45.5 .
2	51K1 I2	=1FD060/45.5 .
3	GND(L-)	=1FD060/45.5 .
4	51K1 C/Q2	=1FD060/45.5 =1FD060-45K32:-X1:4 Druckregelventil Füllventil / Pressure control valve Filling valve
5	n.c.	=1FD060/45.5 .

X03

1	24VDC(L+)	
2	51K1 I3	
3	GND(L-)	
4	51K1 C/Q3	
5	n.c.	

X04

1	24VDC(L+)	=1FD060/48.1 .
2	51K1 I4	=1FD060/48.2 Vorlauf Start / Stopp / Feed line Start / Stop
3	GND(L-)	=1FD060/48.1 .
4	51K1 C/Q4	=1FD060/48.1 =1FD060-48S1:4 Lampe Vorlauf Start / Stopp / Lamp Feed line Start / Stop
5	n.c.	=1FD060/48.2 .

X05

1	24VDC(L+)	. =1FD005/262.8
2	24VDC(UA)	. =1FD005/262.9
3	GND(L-)	. =1FD005/262.8
4	51K1 C/Q5	265BP1 Druckwächter Sicherheitsventil Potential 5.x =1FD005/262.9 / 265BP1 Pressure control device Relief valve Potential 5.x
5	GND(UA)	. =1FD005/262.9

X06

1	24VDC(L+)	
2	24VDC(UA)	
3	GND(L-)	
4	51K1 C/Q6	
5	GND(UA)	

X07

1	24VDC(L+)	
2	24VDC(UA)	
3	GND(L-)	
4	51K1 C/Q7	
5	GND(UA)	

X08

1	24VDC(L+)	/68.3 .
2	24VDC(UA)	/68.3 .
3	GND(L-)	/68.4 .
4	51K1 C/Q8	/68.3 -61K1:X1:4 I/O Link Eingangsmodul / I/O Link Input module
5	GND(UA)	/68.4 .

Schutzvermerk ISO 16016 beachten / Refer to protection notice ISO 16016.

IP: 172.16.45.72
SUB: 255.255.0.0
GW: 172.16.255.250

=1FD000/87.0

-52K1 AL1203

X21

1	TX +	
2	RX +	
3	TX -	
4	RX -	

X22

1	TX +	
2	RX +	
3	TX -	
4	RX -	

X31

24VDC Versorgung Modul 24VDC Supply Module	/59.1	1 24VDC(US)	
		2 GND(UA)	
		3 GND(US)	
		4 24VDC(UA)	

X32

		24VDC(US) 1	/59.1 24VDC Versorgung Modul 24VDC Supply Module
		GND(UA) 2	
		GND(US) 3	
		24VDC(UA) 4	

X01

	. /68.6	1 24VDC(L+)	
	. /68.6	2 52K1 I1	
	. /68.6	3 GND(L-)	
I/O Link Eingangsmodul I/O Link Input module	-62K1:X1:4 /68.6	4 52K1 C/Q1	
	. /68.6	5 n.c.	

X02

		24VDC(L+) 1	/68.8 .
		52K1 I2 2	/68.8 .
		GND(L-) 3	/68.9 .
		52K1 C/Q2 4	/68.8 -63K1:X1:4 I/O Link Eingangsmodul I/O Link Input module
		n.c. 5	/68.9 .

X03

	. =1FD083/42.1	1 24VDC(L+)	
	. =1FD083/42.2	2 52K1 I3	
	. =1FD083/42.1	3 GND(L-)	
1BT60 Temperatur Istwert Heißwasser 1BT60 Temperature Actual Value Hot water	=1FD083-1BT60:4 =1FD083/42.1	4 52K1 C/Q3	
	. =1FD083/42.2	5 n.c.	

X04

		24VDC(L+) 1	
		52K1 I4 2	
		GND(L-) 3	
		52K1 C/Q4 4	
		n.c. 5	

X05

	. =1FD005/260.8	1 24VDC(L+)	
	. =1FD005/260.9	2 24VDC(UA)	
	. =1FD005/260.8	3 GND(L-)	
260BP1 Druckwächter Sicherheitsventil Potential 3.x 260BP1 Pressure control device Relief valve Potential 3.x	=1FD005-260BP1:4 =1FD005/260.9	4 52K1 C/Q5	
	. =1FD005/260.9	5 GND(UA)	

X06

		24VDC(L+) 1	=1FD005/261.8 .
		24VDC(UA) 2	=1FD005/261.9 .
		GND(L-) 3	=1FD005/261.8 .
		52K1 C/Q6 4	=1FD005/261.9 =1FD005-261BP1:4 261BP1 Druckwächter Sicherheitsventil Potential 4.x 261BP1 Pressure control device Relief valve Potential 4.x
		GND(UA) 5	=1FD005/261.9 .

X07

		1 24VDC(L+)	
		2 24VDC(UA)	
		3 GND(L-)	
		4 52K1 C/Q7	
		5 GND(UA)	

X08

		24VDC(L+) 1	/71.1 .
		24VDC(UA) 2	/71.1 .
		GND(L-) 3	/71.1 .
		52K1 C/Q8 4	/71.1 -71K1:X1:4 Ventilinsel -71K1 Valve terminal -71K1
		GND(UA) 5	/71.1 .

Schutzvermerk ISO 16016 beachten / Refer to protection notice ISO 16016.

0		1		2	3	4	5	6	7	8	9	
Erstellungsdatum Date of creation	03.03.2021	Änderungsdatum Modification date	03.03.2021	Kunde Customer Indianapolis Blue Marble USA	KHS	IO Link Master V1	Auftragsnummer Order Number K-89407962-000100	Vorherige Seite Previous page 51	Folgeblatt Next Sheet 53			
Name Name	T. Braun	Name Name	schoeffel						Maschine Machine Innofill Can C	=1FD003	+M1	Blatt Sheet 52
Version Version	14	Prüfung Check										

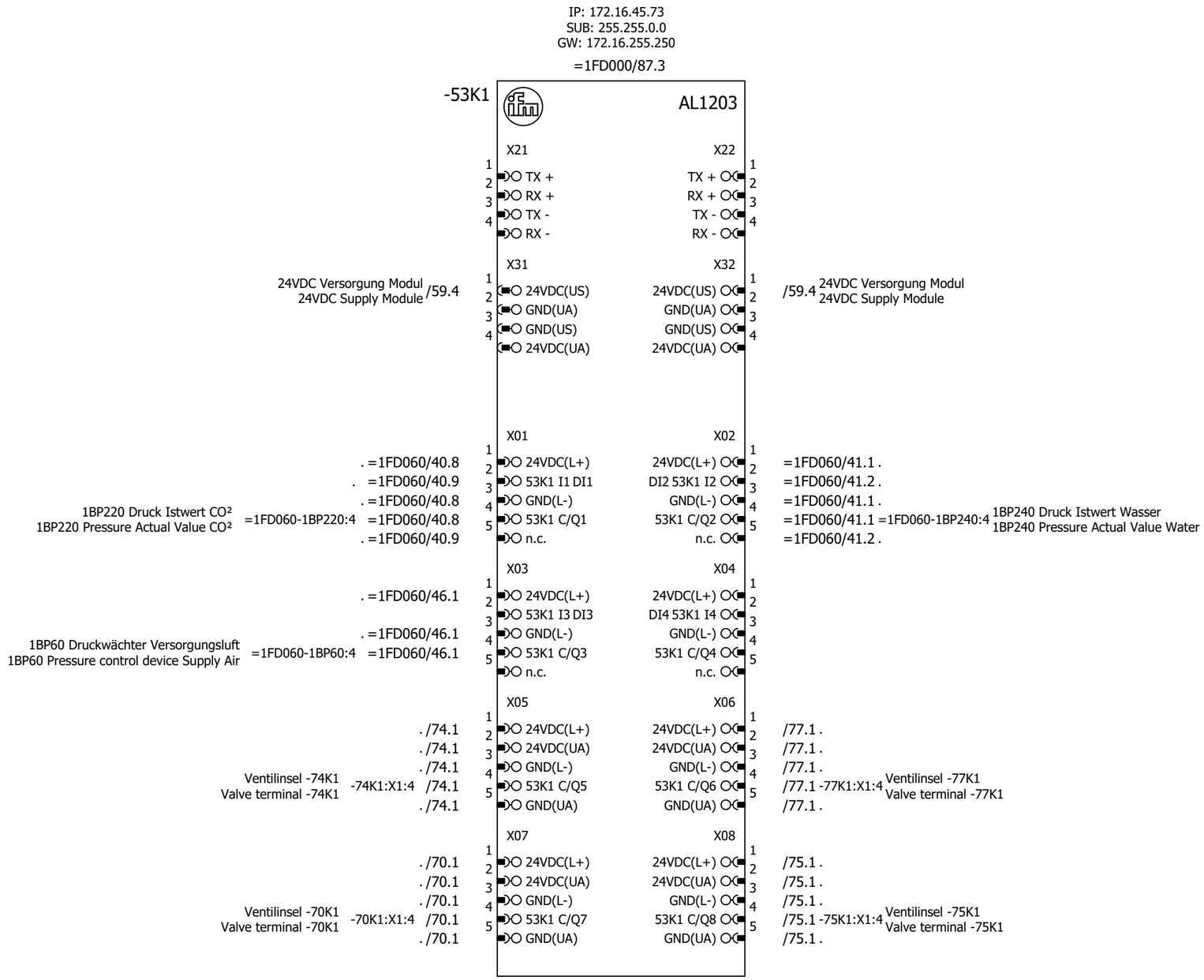

0	1	2	3	4	5	6	7	8	9

Erstellungsdatum Date of creation	03.03.2021	Änderungsdatum Modification date	25.06.2021	Kunde Customer Indianapolis Blue Marble USA	KHS	IO Link Master V1	Auftragsnummer Order Number K-89407962-000100	Vorherige Seite Previous page 52	Folgeblatt Next Sheet 59
Name Name	T. Braun	Name Name	schoeffel				Maschine Machine Innofill Can C	=1FD003	+M1 Blatt Sheet 53
Version Version	14	Prüfung Check							

Schutzvermerk ISO 16016 beachten / Refer to protection notice ISO 16016.

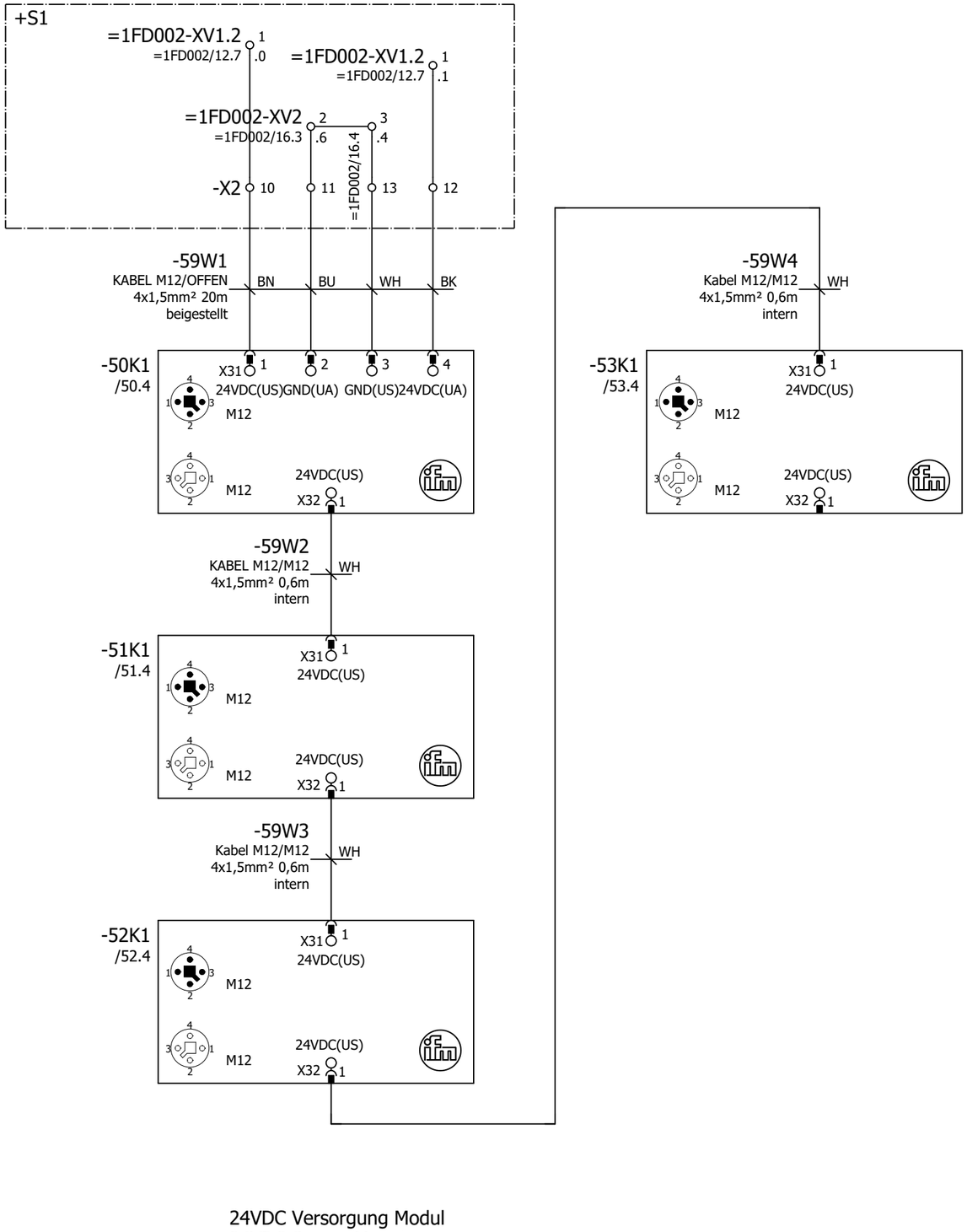

24VDC Versorgung Modul
24VDC Supply Module

Schutzvermerk ISO 16016 beachten / Refer to protection notice ISO 16016.

0		1		2	3	4	5	6	7	8	9	
Erstellungsdatum Date of creation	03.03.2021	Änderungsdatum Modification date	25.06.2021	Kunde Customer Indianapolis Blue Marble USA		KHS	Spannungsversorgung IO Link Master Voltage supply IO Link Master		Auftragsnummer Order Number K-89407962-000100	Vorherige Seite Previous page 53	Folgeblatt Next Sheet 60	
Name Name	T. Braun	Name Name	schoeffel						Maschine Machine Innofill Can C	=1FD003	+M1	Blatt Sheet 59
Version Version	14	Prüfung Check										

-60K1

AL2241

X1

				1					
			/68.1	2	24VDC(US)				
			/68.1	3	n.c.				
			/68.1	4	GND(US)				
			/68.1		IO-Link				

X1.0

				1	24VDC(L+)				
	.	60K1 X1.0_DI2	=1FD070/1.2	2	60K1 X1.0_DI2				
				3	GND(L-)				
1MM30 geschlossen 1MM30 closed		=1FD070-1BG30.1:4	=1FD070/1.2	4	60K1 X1.0_DI1				
				5	n.c.				

X1.1

				1	24VDC(L+)				
			=1FD070/1.5	2	60K1 X1.1_DI2		.	60K1 X1.1_DI2	
				3	GND(L-)				
		=1FD070-1BG50.2:4	1MM50 offen 1MM50 open	4	60K1 X1.1_DI1				
				5	n.c.				

X1.2

				1	24VDC(L+)				
	.	60K1 X1.2_DI2	=1FD070/1.8	2	60K1 X1.2_DI2				
				3	GND(L-)				
1MM60 offen 1MM60 open		=1FD070-1BG60.2:4	=1FD070/1.7	4	60K1 X1.2_DI1				
				5	n.c.				

X1.3

				1	24VDC(L+)				
			=1FD070/2.2	2	60K1 X1.3_DI2		.	60K1 X1.3_DI2	
				3	GND(L-)				
		=1FD070-1BG70.1:4	1MM70 geschlossen 1MM70 closed	4	60K1 X1.3_DI1				
				5	n.c.				

X1.4

				1	24VDC(L+)				
	.	60K1 X1.4_DI2	=1FD070/4.5	2	60K1 X1.4_DI2				
				3	GND(L-)				
1MM350 geschlossen 1MM350 closed		=1FD070-1BG350.1:4	=1FD070/4.4	4	60K1 X1.4_DI1				
				5	n.c.				

X1.5

				1	24VDC(L+)				
			=1FD070/4.8	2	60K1 X1.5_DI2		.	60K1 X1.5_DI2	
				3	GND(L-)				
		=1FD070-1BG360.2:4	1MM360 offen 1MM360 open	4	60K1 X1.5_DI1				
				5	n.c.				

X1.6

				1	24VDC(L+)				
	.	60K1 X1.6_DI2	=1FD070/5.2	2	60K1 X1.6_DI2				
				3	GND(L-)				
1MM370 geschlossen 1MM370 closed		=1FD070-1BG370.1:4	=1FD070/5.2	4	60K1 X1.6_DI1				
				5	n.c.				

X1.7

				1	24VDC(L+)				
				2	60K1 X1.7_DI2				
				3	GND(L-)				
				4	60K1 X1.7_DI1				
				5	n.c.				

X1.8

				1	24VDC(L+)				
	.	60K1 X1.8_DI2	=1FD051/61.8	2	60K1 X1.8_DI2				
				3	GND(L-)				
1MM40 geschlossen 1MM40 closed		=1FD051-1BG40.1:4	=1FD051/61.7	4	60K1 X1.8_DI1				
				5	n.c.				

X1.9

				1	24VDC(L+)				
			=1FD060/4.8	2	60K1 X1.9_DI2		60K1 X1.9_DI2	1MM400 geschlossen 1MM400 closed	
				3	GND(L-)				
		=1FD060-1BG400.1:4	1MM400 geschlossen 1MM400 closed	4	60K1 X1.9_DI1				
				5	n.c.				

Schutzvermerk ISO 16016 beachten / Refer to protection notice ISO 16016.

0		1		2	3	4	5	6	7	8	9	
Erstellungsdatum Date of creation	03.03.2021	Änderungsdatum Modification date	03.03.2021	Kunde Customer Indianapolis Blue Marble USA		KHS	IO Link Eingangsmodul IO Link Input module		Auftragsnummer Order Number K-89407962-000100	Vorherige Seite Previous page 59	Folgeblatt Next Sheet 61	
Name Name	T. Braun	Name Name	schoeffel									
Version Version	14	Prüfung Check							Maschine Machine Innofill Can C	=1FD003	+M1	Blatt Sheet 60

-61K1

AL2241

X1

1			
2	/68.3	24VDC(US)	
3	/68.3	n.c.	
4	/68.4	GND(US)	
	/68.3	IO-Link	

			X1.0	X1.1			
1			24VDC(L+)	24VDC(L+)	1		
2			61K1 X1.0_DI2	61K1 X1.1_DI2	2	=1FD060/2.5	61K1 X1.1_DI2 .
3	. 61K1 X1.0_DI2	=1FD060/1.8	GND(L-)	GND(L-)	3		
4			61K1 X1.0_DI1	61K1 X1.1_DI1	4		
5	1MM300 geschlossen 1MM300 closed	=1FD060-1BG300.1:4 =1FD060/1.7	n.c.	n.c.	5	=1FD060/2.4	=1FD060-1BG330.1:4 1MM330 geschlossen 1MM330 closed
			X1.2	X1.3			
1			24VDC(L+)	24VDC(L+)	1		
2			61K1 X1.2_DI2	61K1 X1.3_DI2	2		
3			GND(L-)	GND(L-)	3		
4			61K1 X1.2_DI1	61K1 X1.3_DI1	4		
5			n.c.	n.c.	5		
			X1.4	X1.5			
1			24VDC(L+)	24VDC(L+)	1		
2			61K1 X1.4_DI2	61K1 X1.5_DI2	2	=1FD060/7.2	61K1 X1.5_DI2 .
3	. 61K1 X1.4_DI2	=1FD060/5.2	GND(L-)	GND(L-)	3		
4			61K1 X1.4_DI1	61K1 X1.5_DI1	4		
5	1MM410 geschlossen 1MM410 closed	=1FD060-1BG410.1:4 =1FD060/5.2	n.c.	n.c.	5	=1FD060/7.2	=1FD060-1BG500.1:4 1MM500 geschlossen 1MM500 closed
			X1.6	X1.7			
1			24VDC(L+)	24VDC(L+)	1		
2			61K1 X1.6_DI2	61K1 X1.7_DI2	2	=1FD070/4.2	61K1 X1.7_DI2 .
3	. 61K1 X1.6_DI2	=1FD070/3.8	GND(L-)	GND(L-)	3		
4			61K1 X1.6_DI1	61K1 X1.7_DI1	4		
5	1MM320 geschlossen 1MM320 closed	=1FD070-1BG320.1:4 =1FD070/3.7	n.c.	n.c.	5	=1FD070/4.2	=1FD070-1BG340.2:4 1MM340 offen 1MM340 open
			X1.8	X1.9			
1			24VDC(L+)	24VDC(L+)	1		
2			61K1 X1.8_DI2	61K1 X1.9_DI2	2	=1FD070/7.2	61K1 X1.9_DI2 .
3			GND(L-)	GND(L-)	3		
4			61K1 X1.8_DI1	61K1 X1.9_DI1	4		
5			n.c.	n.c.	5	=1FD070/7.2	=1FD070-1BG720.1:4 1MM720 geschlossen 1MM720 closed

Schutzvermerk ISO 16016 beachten / Refer to protection notice ISO 16016.

0		1		2	3	4	5	6	7	8	9	
Erstellungsdatum Date of creation	03.03.2021	Änderungsdatum Modification date	25.06.2021	Kunde Customer Indianapolis Blue Marble USA		KHS	IO Link Eingangsmodul IO Link Input module		Auftragsnummer Order Number K-89407962-000100	Vorherige Seite Previous page 60	Folgeblatt Next Sheet 62	
Name Name	T. Braun	Name Name	schoeffel									
Version Version	14	Prüfung Check							Maschine Machine Innofill Can C	=1FD003	+M1	Blatt Sheet 61

-62K1

AL2241

X1

1			
2	/68.6	24VDC(US)	
3	/68.6	n.c.	
4	/68.6	GND(US)	
	/68.6	IO-Link	

	X1.0		X1.1				
1	24VDC(L+)		24VDC(L+)	1			
2	62K1 X1.0_DI2		62K1 X1.1_DI2	2	=1FD060/1.5	62K1 X1.1_DI2 .	
3	GND(L-)		GND(L-)	3			
4	62K1 X1.0_DI1		62K1 X1.1_DI1	4	=1FD060/1.4	=1FD060-1BG290.1:4	1MM290 geschlossen 1MM290 closed
5	n.c.		n.c.	5			

	X1.2			X1.3				
1	24VDC(L+)			24VDC(L+)	1			
2	62K1 X1.2_DI2	. 62K1 X1.2_DI2	=1FD060/2.2	62K1 X1.3_DI2	2	=1FD060/2.8	62K1 X1.3_DI2 .	
3	GND(L-)			GND(L-)	3			
4	62K1 X1.2_DI1	1MM310 geschlossen 1MM310 closed =1FD060-1BG310.1:4	=1FD060/2.2	62K1 X1.3_DI1	4	=1FD060/2.7	=1FD060-1BG340.1:4	1MM340 geschlossen 1MM340 closed
5	n.c.			n.c.	5			

	X1.4			X1.5				
1	24VDC(L+)			24VDC(L+)	1			
2	62K1 X1.4_DI2	. 62K1 X1.4_DI2	=1FD060/3.2	62K1 X1.5_DI2	2			
3	GND(L-)			GND(L-)	3			
4	62K1 X1.4_DI1	1MM350 geschlossen 1MM350 closed =1FD060-1BG350.1:4	=1FD060/3.2	62K1 X1.5_DI1	4			
5	n.c.			n.c.	5			

	X1.6		X1.7				
1	24VDC(L+)		24VDC(L+)	1			
2	62K1 X1.6_DI2		62K1 X1.7_DI2	2			
3	GND(L-)		GND(L-)	3			
4	62K1 X1.6_DI1		62K1 X1.7_DI1	4			
5	n.c.		n.c.	5			

	X1.8		X1.9				
1	24VDC(L+)		24VDC(L+)	1			
2	62K1 X1.8_DI2		62K1 X1.9_DI2	2	=1FD070/7.5	62K1 X1.9_DI2 .	
3	GND(L-)		GND(L-)	3			
4	62K1 X1.8_DI1		62K1 X1.9_DI1	4	=1FD070/7.4	=1FD070-1BG730.2:4	1MM730 offen 1MM730 open
5	n.c.		n.c.	5			

Schutzvermerk ISO 16016 beachten / Refer to protection notice ISO 16016.

0		1		2	3	4	5	6	7	8	9	
Erstellungsdatum Date of creation	03.03.2021	Änderungsdatum Modification date	25.06.2021	Kunde Customer Indianapolis Blue Marble USA		KHS	IO Link Eingangsmodul IO Link Input module		Auftragsnummer Order Number K-89407962-000100	Vorherige Seite Previous page 61	Folgeblatt Next Sheet 63	
Name Name	T. Braun	Name Name	schoeffel						Maschine Machine Innofill Can C	=1FD003	+M1	Blatt Sheet 62
Version Version	14	Prüfung Check										

-63K1

AL2241

X1

/68.8	1	24VDC(US)
/68.8	2	n.c.
/68.9	3	GND(US)
/68.8	4	IO-Link

X1.0			X1.1	
1	24VDC(L+)		24VDC(L+)	1
2	63K1 X1.0_DI2		63K1 X1.1_DI2	2
3	GND(L-)		GND(L-)	3
4	63K1 X1.0_DI1		63K1 X1.1_DI1	4
5	n.c.		n.c.	5

=1FD060/6.8 63K1 X1.1_DI2 .

=1FD060/6.7 =1FD060-1BG455.1:4 1MM455 geschlossen / 1MM455 closed

X1.2			X1.3	
1	24VDC(L+)		24VDC(L+)	1
2	63K1 X1.2_DI2		63K1 X1.3_DI2	2
3	GND(L-)		GND(L-)	3
4	63.1 X1.2_DI1		63K1 X1.3_DI1	4
5	n.c.		n.c.	5

X1.4			X1.5	
1	24VDC(L+)		24VDC(L+)	1
2	63K1 X1.4_DI2		63K1 X1.5_DI2	2
3	GND(L-)		GND(L-)	3
4	63K1 X1.4_DI1		63K1 X1.5_DI1	4
5	n.c.		n.c.	5

X1.6			X1.7	
1	24VDC(L+)		24VDC(L+)	1
2	63K1 X1.6_DI2		63K1 X1.7_DI2	2
3	GND(L-)		GND(L-)	3
4	63K1 X1.6_DI1		63K1 X1.7_DI1	4
5	n.c.		n.c.	5

X1.8			X1.9	
1	24VDC(L+)		24VDC(L+)	1
2	63K1 X1.8_DI2		63K1 X1.9_DI2	2
3	GND(L-)		GND(L-)	3
4	63K1 X1.8_DI1		63K1 X1.9_DI1	4
5	n.c.		n.c.	5

Schutzvermerk ISO 16016 beachten / Refer to protection notice ISO 16016.

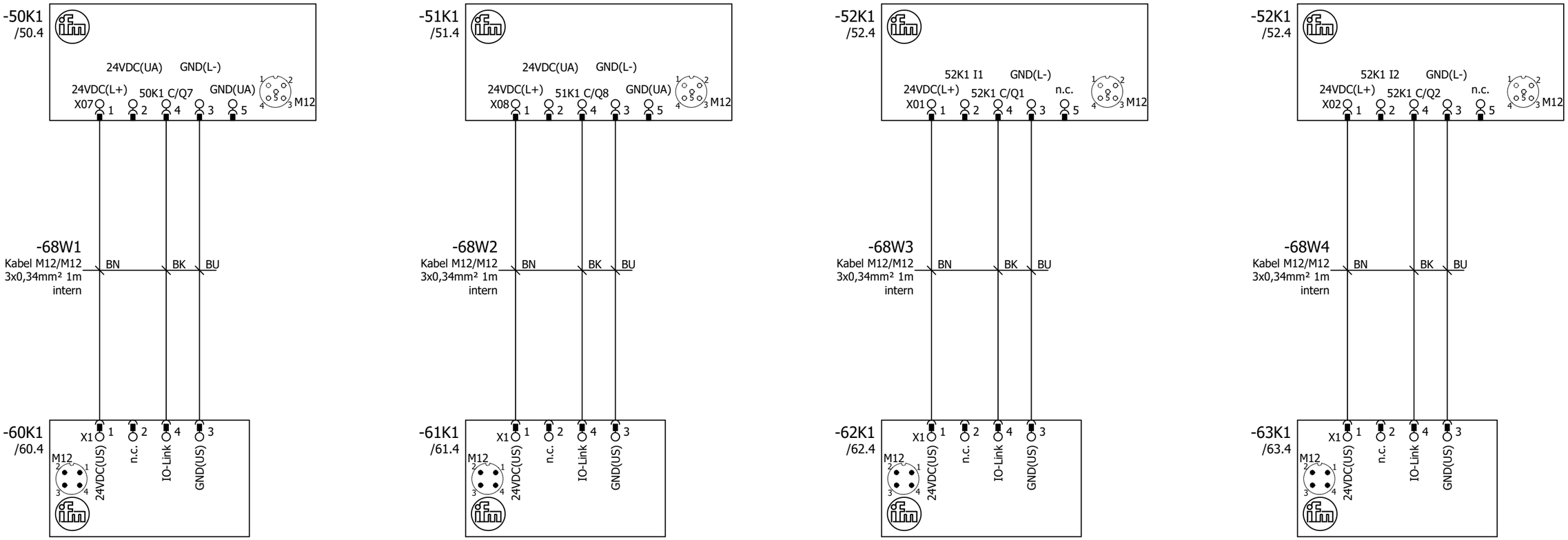

I/O Link Eingangsmodul
I/O Link Input module

I/O Link Eingangsmodul
I/O Link Input module

I/O Link Eingangsmodul
I/O Link Input module

I/O Link Eingangsmodul
I/O Link Input module

Schutzvermerk ISO 16016 beachten / Refer to protection notice ISO 16016.

0		1		2	3	4	5	6	7	8	9	
Erstellungsdatum Date of creation	03.03.2021	Änderungsdatum Modification date	25.06.2021	Kunde Customer Indianapolis Blue Marble USA		KHS	IO Link Ansteuerung Eingangsmodul IO Link Drive Input module		Auftragsnummer Order Number K-89407962-000100	Vorherige Seite Previous page 63	Folgeblatt Next Sheet 70	
Name Name	T. Braun	Name Name	schoeffel						Maschine Machine Innofill Can C	=1FD003	+M1	Blatt Sheet 68
Version Version	14	Prüfung Check										

Ventilinsel -70K1
Valve terminal -70K1

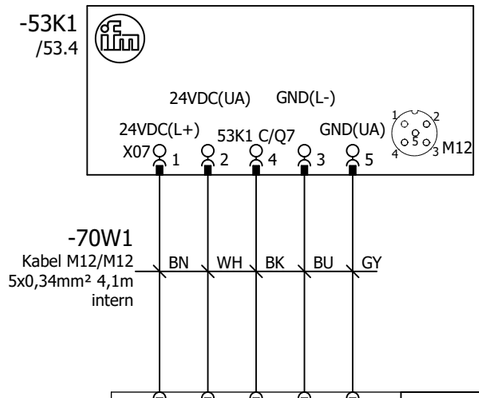

-70K1 =1FD060/21.4	-1K1.1 =1FD2000/10.0	-1K1.2 =1FD2000/10.2	-1K1.3 =1FD2000/10.5	-1K1.4 =1FD2000/10.7	-1K1.5 =1FD2000/11.0	-1K1.6 =1FD2000/11.2	-1K1.7 =1FD2000/11.5	-1K1.8 =1FD2000/11.7
SRP /CS M12	3/2 Wege 3/2-way	3/2 Wege 3/2-way	3/2 Wege 3/2-way	3/2 Wege 3/2-way	3/2 Wege 3/2-way	3/2 Wege 3/2-way	3/2 Wege 3/2-way	3/2 Wege 3/2-way
	12	12	12	12	12	12	12	12
	14	14	14	14	14	14	14	14
VTUG-10	Bit 1	Bit 3	Bit 5	Bit 7	Bit 9	Bit 11	Bit 13	Bit 15
	Bit 0	Bit 2	Bit 4	Bit 6	Bit 8	Bit 10	Bit 12	Bit 14

Schutzvermerk ISO 16016 beachten / Refer to protection notice ISO 16016.

0		1		2	3	4	5	6	7	8	9		
Erstellungsdatum Date of creation	03.03.2021	Änderungsdatum Modification date	19.03.2021	Kunde Customer Indianapolis Blue Marble USA		KHS	Ventilinsel I/O Link Valve terminal I/O Link		Auftragsnummer Order Number K-89407962-000100		Vorherige Seite Previous page 68	Folgeblatt Next Sheet 71	
Name Name	T. Braun	Name Name	schoeffel						Maschine Machine Innofill Can C		=1FD003	+M1	Blatt Sheet 70
Version Version	14	Prüfung Check											

Ventilinsel -71K1
Valve terminal -71K1

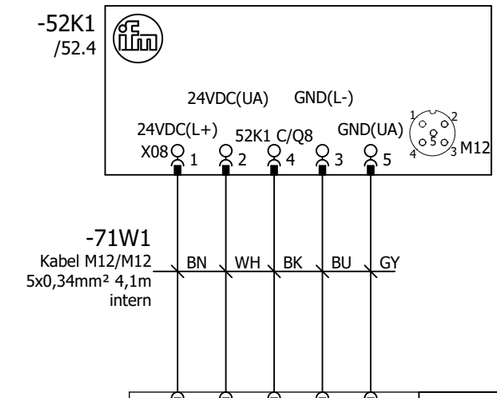

-71K1 =1FD060/20.2	-1K1.1 =1FD2000/12.0	-1K1.2 =1FD2000/12.2	-1K1.3 =1FD2000/12.5	-1K1.4 =1FD2000/12.7	-1K1.5 =1FD2000/13.0	-1K1.6 =1FD2000/13.2	-1K1.7 =1FD2000/13.5	-1K1.8 =1FD2000/13.7
SRP /CS M12	3/2 Wege 3/2-way	3/2 Wege 3/2-way	3/2 Wege 3/2-way	3/2 Wege 3/2-way	3/2 Wege 3/2-way	3/2 Wege 3/2-way	3/2 Wege 3/2-way	3/2 Wege 3/2-way
VTUG-10	12 14 2 Bit 1 Bit 0 4	12 14 Bit 3 Bit 2	12 14 Bit 5 Bit 4	12 14 Bit 7 Bit 6	12 14 Bit 9 Bit 8	12 14 Bit 11 Bit 10	12 14 Bit 13 Bit 12	12 14 Bit 15 Bit 14

Schutzvermerk ISO 16016 beachten / Refer to protection notice ISO 16016.

0		1		2	3	4	5	6	7	8	9		
Erstellungsdatum Date of creation	03.03.2021	Änderungsdatum Modification date	19.03.2021	Kunde Customer Indianapolis Blue Marble USA		KHS	Ventilinsel I/O Link Valve terminal I/O Link		Auftragsnummer Order Number K-89407962-000100	Vorherige Seite Previous page 70	Folgeblatt Next Sheet 74		
Name Name	T. Braun	Name Name	schoeffel						Maschine Machine Innofill Can C	=1FD003	+M1	Blatt Sheet 71	
Version Version	14	Prüfung Check											

Ventilinsel -74K1
Valve terminal -74K1

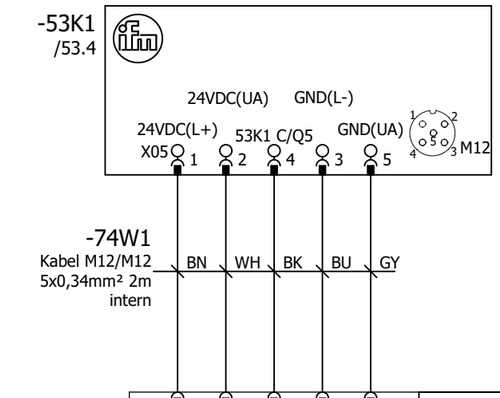

-74K1 =1FD060/21.1	-1K1.1 =1FD2000/30.0	-1K1.2 =1FD2000/30.2	-1K1.3 =1FD2000/30.5	-1K1.4 =1FD2000/30.7	-1K1.5 =1FD2000/31.0	-1K1.6 =1FD2000/31.2	-1K1.7 =1FD2000/31.5	-1K1.8 =1FD2000/31.7
SRP /CS	3/2 Wege 3/2-way	3/2 Wege 3/2-way	3/2 Wege 3/2-way	3/2 Wege 3/2-way	3/2 Wege 3/2-way	3/2 Wege 3/2-way	5/3 Wege 5/3-way	5/3 Wege 5/3-way
M12	12	12	12	12	12	12	12	12
	14	14	14	14	14	14	14	14
VTUG-10	14	14	14	14	14	14	14	14
	2 Bit 1	Bit 3	Bit 5	Bit 7	Bit 9	Bit 11	Bit 12 Bit 13	Bit 14 Bit 15
	Bit 0 4	Bit 2	Bit 4	Bit 6	Bit 8	Bit 10		

Schutzvermerk ISO 16016 beachten / Refer to protection notice ISO 16016.

0		1		2	3	4	5	6	7	8	9		
Erstellungsdatum Date of creation	03.03.2021	Änderungsdatum Modification date	25.06.2021	Kunde Customer Indianapolis Blue Marble USA		KHS	Ventilinsel I/O Link Sicherheit Valve terminal I/O Link Safety		Auftragsnummer Order Number K-89407962-000100	Vorherige Seite Previous page 71	Folgeblatt Next Sheet 75		
Name Name	T. Braun	Name Name	schoeffel						Maschine Machine Innofill Can C	=1FD003	+M1	Blatt Sheet 74	
Version Version	14	Prüfung Check											

Ventilinsel -75K1
Valve terminal -75K1

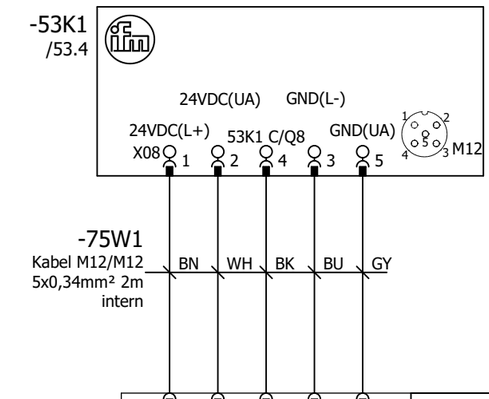

-1K1.1 =1FD2000/20.0	-1K1.2 =1FD2000/20.2	-1K1.3 =1FD2000/20.5	-1K1.4 =1FD2000/20.7	-1K1.5 =1FD2000/21.0	-1K1.6 =1FD2000/21.2	-1K1.7 =1FD2000/21.5	-1K1.8 =1FD2000/21.7
3/2 Wege 3/2-way	3/2 Wege 3/2-way	3/2 Wege 3/2-way	3/2 Wege 3/2-way	3/2 Wege 3/2-way	3/2 Wege 3/2-way	3/2 Wege 3/2-way	3/2 Wege 3/2-way
12	12	12	12	12	12	12	12
14	14	14	14	14	14	14	14
2 Bit 1	Bit 3	Bit 5	Bit 7	Bit 9	Bit 11	Bit 13	Bit 15
Bit 0 4	Bit 2	Bit 4	Bit 6	Bit 8	Bit 10	Bit 12	Bit 14

VTUG-10

Schutzvermerk ISO 16016 beachten / Refer to protection notice ISO 16016.

0		1		2	3	4	5	6	7	8	9		
Erstellungsdatum Date of creation	03.03.2021	Änderungsdatum Modification date	25.06.2021	Kunde Customer Indianapolis Blue Marble USA		KHS	Ventilinsel I/O Link Valve terminal I/O Link		Auftragsnummer Order Number K-89407962-000100		Vorherige Seite Previous page 74	Folgeblatt Next Sheet 77	
Name Name	T. Braun	Name Name	schoeffel						Maschine Machine Innofill Can C		=1FD003	+M1	Blatt Sheet 75
Version Version	14	Prüfung Check											

Ventilinsel -77K1
Valve terminal -77K1

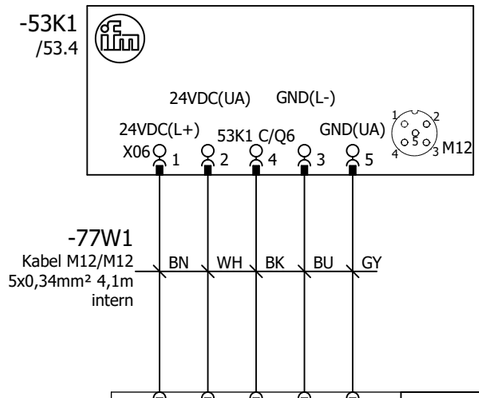

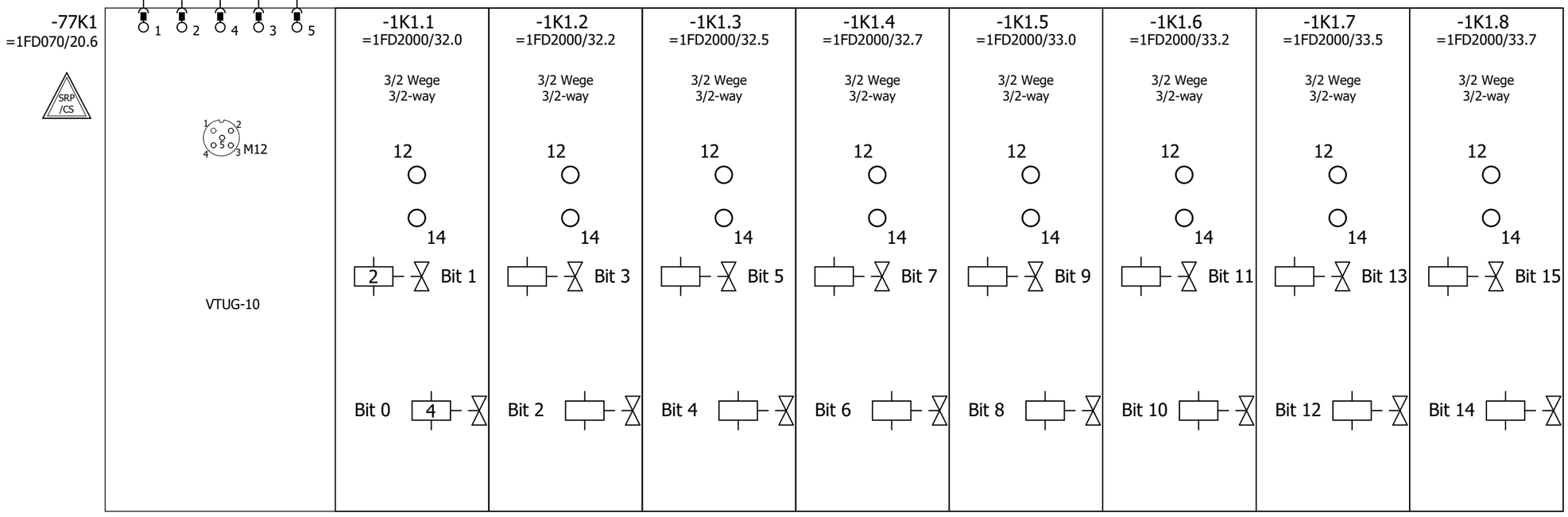

Schutzvermerk ISO 16016 beachten / Refer to protection notice ISO 16016.

0		1		2	3	4	5	6	7	8	9		
Erstellungsdatum Date of creation	22.03.2021	Änderungsdatum Modification date	25.06.2021	Kunde Customer Indianapolis Blue Marble USA		KHS	Ventilinsel I/O Link Valve terminal I/O Link		Auftragsnummer Order Number K-89407962-000100	Vorherige Seite Previous page 75	Folgeblatt Next Sheet 80		
Name Name	T. Braun	Name Name	schoeffel						Maschine Machine Innofill Can C	=1FD003	+M1	Blatt Sheet	77
Version Version	14	Prüfung Check											

-70K1

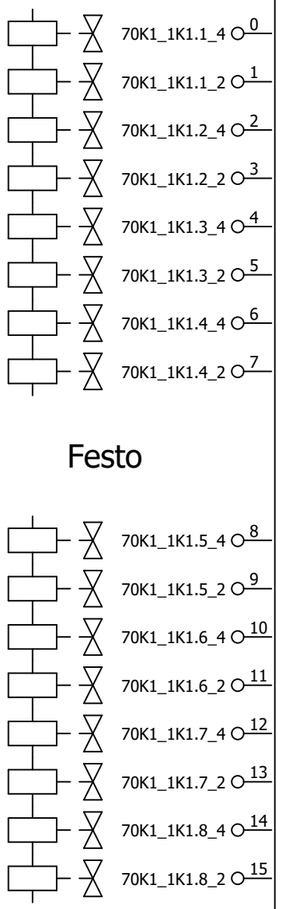

=1FD060/21.4	70K1_1K1.1_4	060-1MM400	
=1FD060/21.5	70K1_1K1.1_2	060-1MM410	
=1FD051/61.1	70K1_1K1.2_2	051-1MM40	
=1FD070/20.3	70K1_1K1.3_4	070-1MM60	
=1FD070/20.4	70K1_1K1.3_2	070-1MM70	
=1FD070/21.3	70K1_1K1.4_2	070-1MM350	
=1FD070/21.4	70K1_1K1.5_4	070-1MM360	
=1FD070/21.5	70K1_1K1.5_2	070-1MM370	
=1FD070/22.3	70K1_1K1.6_2	070-1MM720	
=1FD070/22.4	70K1_1K1.7_4	070-1MM730	

Festo

-71K1

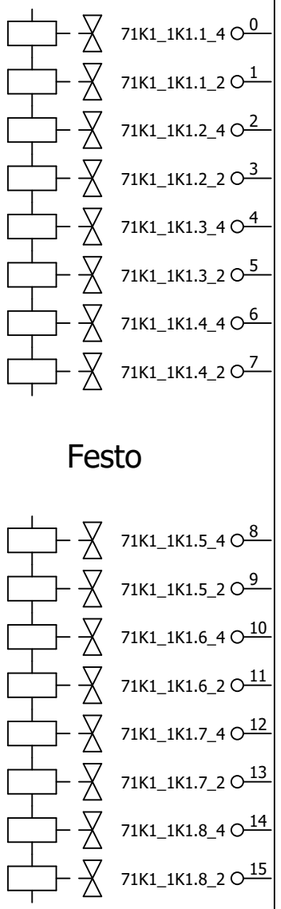

=1FD060/20.2	71K1_1K1.1_2	060-1MM290	
=1FD060/20.3	71K1_1K1.2_4	060-1MM300	
=1FD060/20.4	71K1_1K1.2_2	060-1MM310	
=1FD060/20.5	71K1_1K1.3_4	060-1MM330	
=1FD060/20.6	71K1_1K1.3_2	060-1MM340	
=1FD060/20.7	71K1_1K1.4_4	060-1MM350	
=1FD060/22.3	71K1_1K1.4_2	60-1MM490	
=1FD060/22.4	71K1_1K1.5_4	060-1MM500	
=1FD070/20.1	71K1_1K1.5_2	070-1MM30	
=1FD070/20.2	71K1_1K1.6_4	070-1MM50	
=1FD070/21.1	71K1_1K1.7_2	070-1MM320	
=1FD070/21.2	71K1_1K1.8_4	070-1MM340	

Festo

Schutzvermerk ISO 16016 beachten / Refer to protection notice ISO 16016.

0		1		2	3	4	5	6	7	8	9	
Erstellungsdatum Date of creation	03.03.2021	Änderungsdatum Modification date	11.03.2021	Kunde Customer Indianapolis Blue Marble USA		KHS	Ventilinsel Valve terminal		Auftragsnummer Order Number K-89407962-000100	Vorherige Seite Previous page 77	Folgeblatt Next Sheet 82	
Name Name	T. Braun	Name Name	schoeffel						Maschine Machine Innofill Can C	=1FD003	+M1	Blatt Sheet 80
Version Version	14	Prüfung Check										

-74K1

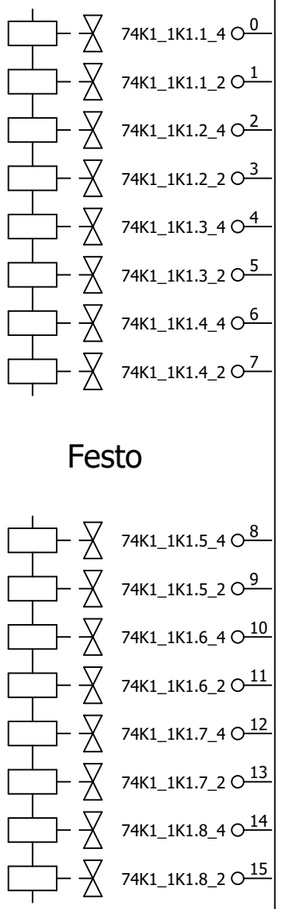

=1FD060/21.1	74K1_1K1.1_2	060-1MM370	
=1FD060/21.2	74K1_1K1.2_4	060-1MM380	
=1FD060/21.3	74K1_1K1.2_2	060-1MM390	
=1FD060/22.1	74K1_1K1.3_2	060-1MM450	
=1FD070/22.5	74K1_1K1.4_4	070-1MM740	
=1FD083/10.3	74K1_1K1.5_2	083-1MM50	

-75K1

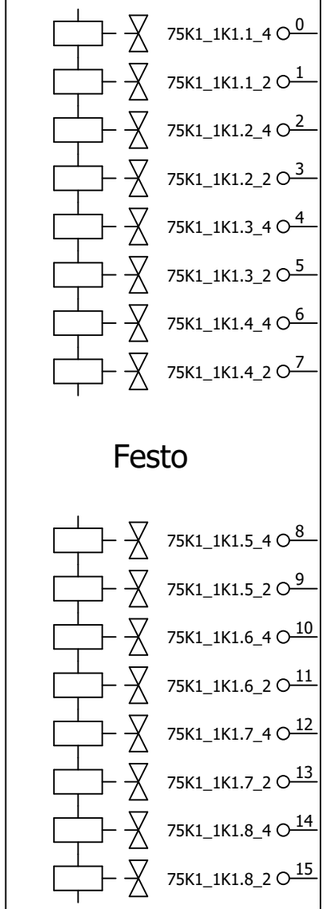

=1FD018/1.1	75K1_1K1.1_4	Dosensperre öffnen Can block open	
=1FD018/1.2	75K1_1K1.1_2	Dosensperre schließen Can block close	
=1FD078/1.1	75K1_1K1.2_4	1MM40 Unterdeckelbegasung 1MM40 Undercover gassing	
=1FD078/1.3	75K1_1K1.2_2	1MM70 Bubble Braker	
=1FD051/62.1	75K1_1K1.4_4	1MM39 Sicherheitsventil 1MM39 Relief valve	
=1FD051/62.3	75K1_1K1.4_2	1MM139 Vorspannen Sicherheitsventil 1MM139 Pre-Pressurise Relief valve	
=1FD085/1.1	75K1_1K1.5_2	085-1MM10 Dosendusche Wasser 085-1MM10 can shower Water	
=1FD085/1.2	75K1_1K1.6_4	085-1MM40 Dosendusche Luft 085-1MM40 can shower Air	
=1FD083/10.1	75K1_1K1.6_2	083-1MM20	
=1FD090/1.2	75K1_1K1.7_4	090-1MM50 Tulpen Dusche 090-1MM50 Bottle Clamping Shower spray	
=1FD083/10.6	75K1_1K1.7_2	083-1MM90	
=1FD083/11.5	75K1_1K1.8_4	083-1MM160	
=1FD060/22.2	75K1_1K1.8_2	060-1MM455	

Schutzvermerk ISO 16016 beachten / Refer to protection notice ISO 16016.

-77K1

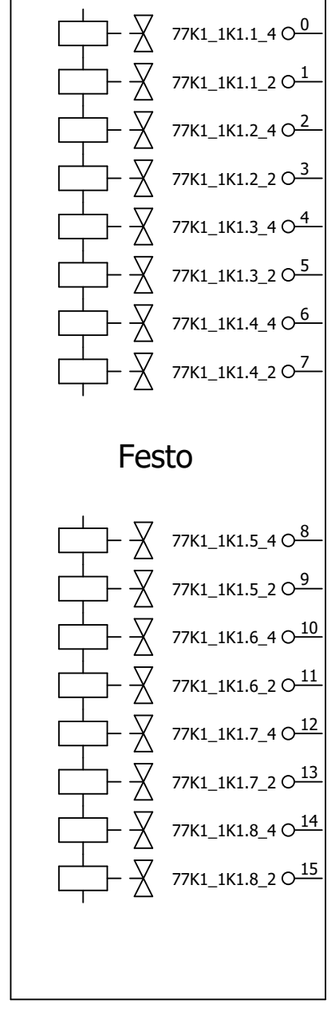

=1FD070/20.6	77K1_1K1.1_4	070-1MM110	
=1FD083/10.4	77K1_1K1.1_2	083-1MM70	
=1FD083/10.5	77K1_1K1.2_4	083-1MM80	
=1FD083/11.4	77K1_1K1.3_2	083-1MM150	

Schutzvermerk ISO 16016 beachten / Refer to protection notice ISO 16016.

0		1		2	3	4	5	6	7	8	9	
Erstellungsdatum Date of creation	22.03.2021	Änderungsdatum Modification date	22.03.2021	Kunde Customer Indianapolis Blue Marble USA		KHS	Ventilinsel Valve terminal		Auftragsnummer Order Number K-89407962-000100	Vorherige Seite Previous page 82	Folgeblatt Next Sheet =1FD004/1	
Name Name	T. Braun	Name Name	schoeffel						Maschine Machine Innofill Can C	=1FD003	+M1	Blatt Sheet 83
Version Version	14	Prüfung Check										

=1FD002-XV2
=1FD002/16.5
4
.1

=1FD002-XV1
=1FD002/10.7
5
.1

-WE

1 2 PE
\+ - PE

-2P1
/2.0
B&R/KHS PC2100
21,5" TFT
Nicht definiert
Not defined

BATTERY CF1

X16 X1
MOD. NET.
STATUS STATUS

USB1
USB2

ETH1 ETH2
-ET1
=1FD000/80.3
Ethernet1
Ethernet2

Versorgung
Supply

USB
USB

Ethernet
Ethernet

Schutzvermerk ISO 16016 beachten / Refer to protection notice ISO 16016.

0		1		2	3	4	5	6	7	8	9	
Erstellungsdatum Date of creation	23.02.2021	Änderungsdatum Modification date	25.06.2021	Kunde Customer Indianapolis Blue Marble USA		KHS	Bedienkonsole PC2100 Bedienpult Operating frame PC2100 Control panel		Auftragsnummer Order Number K-89407962-000100	Vorherige Seite Previous page =1FD003/83	Folgeblatt Next Sheet 2	
Name Name	T. Braun	Name Name	schoeffel						Maschine Machine Innofill Can C	=1FD004	+S1	Blatt Sheet 1
Version Version	14	Prüfung Check										

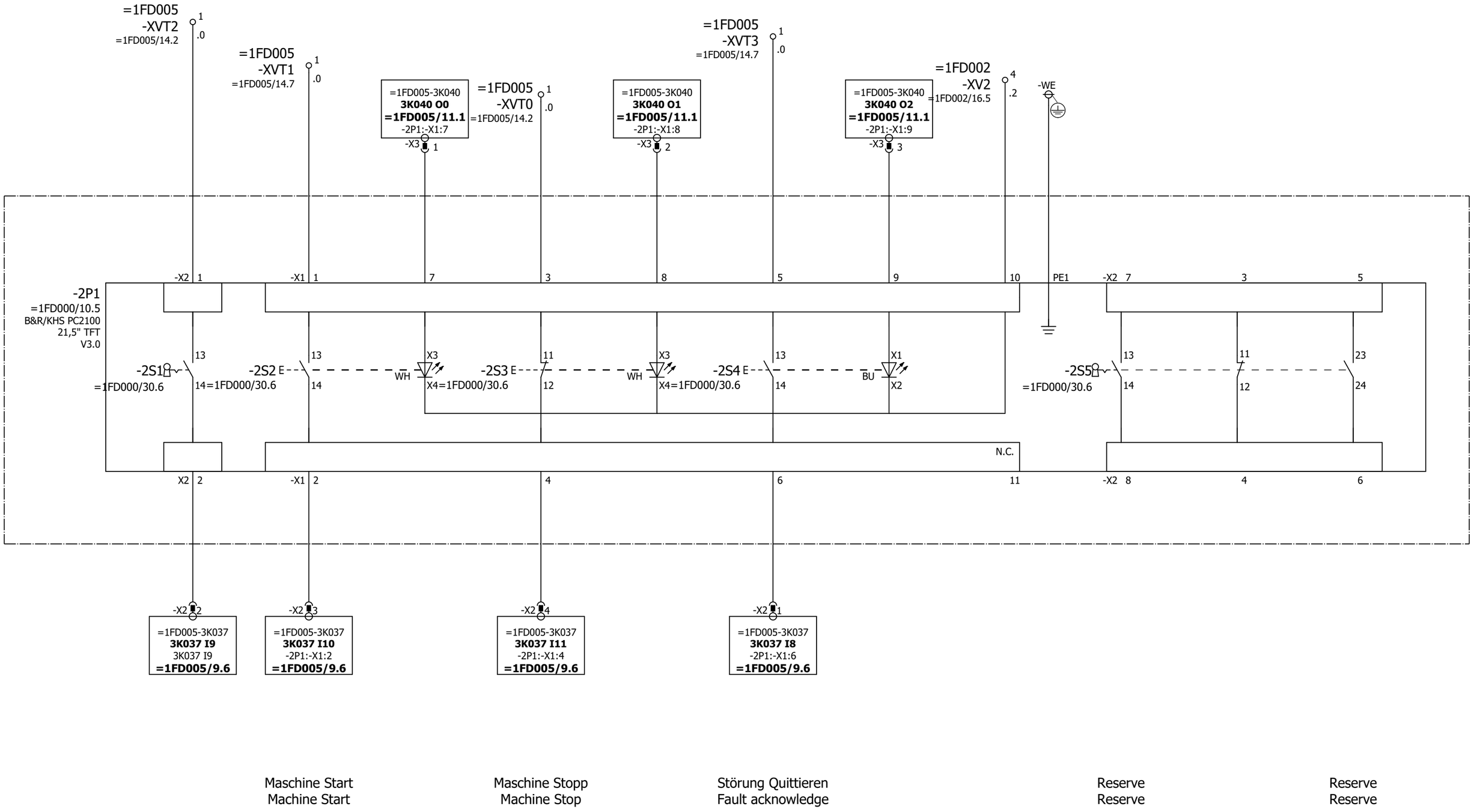

Maschine Start
Machine Start

Maschine Stopp
Machine Stop

Störung Quittieren
Fault acknowledge

Reserve
Reserve

Reserve
Reserve

Betrieb Ein
Operation On

Lampe
Maschine Start
Lamp
Machine Start

Lampe
Maschine Stopp
Lamp
Machine Stop

Lampe
Störung Quittieren
Lamp
Fault acknowledge

Reserve
Reserve

Schutzvermerk ISO 16016 beachten / Refer to protection notice ISO 16016.

0		1		2	3	4	5	6	7	8	9	
Erstellungsdatum Date of creation	23.02.2021	Änderungsdatum Modification date	25.06.2021	Kunde Customer Indianapolis Blue Marble USA		KHS	Bedienkonsole PC2100 Operating frame PC2100		Auftragsnummer Order Number K-89407962-000100	Vorherige Seite Previous page 1	Folgeblatt Next Sheet 3	
Name Name	T. Braun	Name Name	schoeffel									
Version Version	14	Prüfung Check							Maschine Machine Innofill Can C	=1FD004	+S1	Blatt Sheet 2

Lampe Tür offen
Verkleidung / Bereich 100
Lamp Door open
Casing / Area 100

Lampe Tippen aktiv
Lamp Inching active

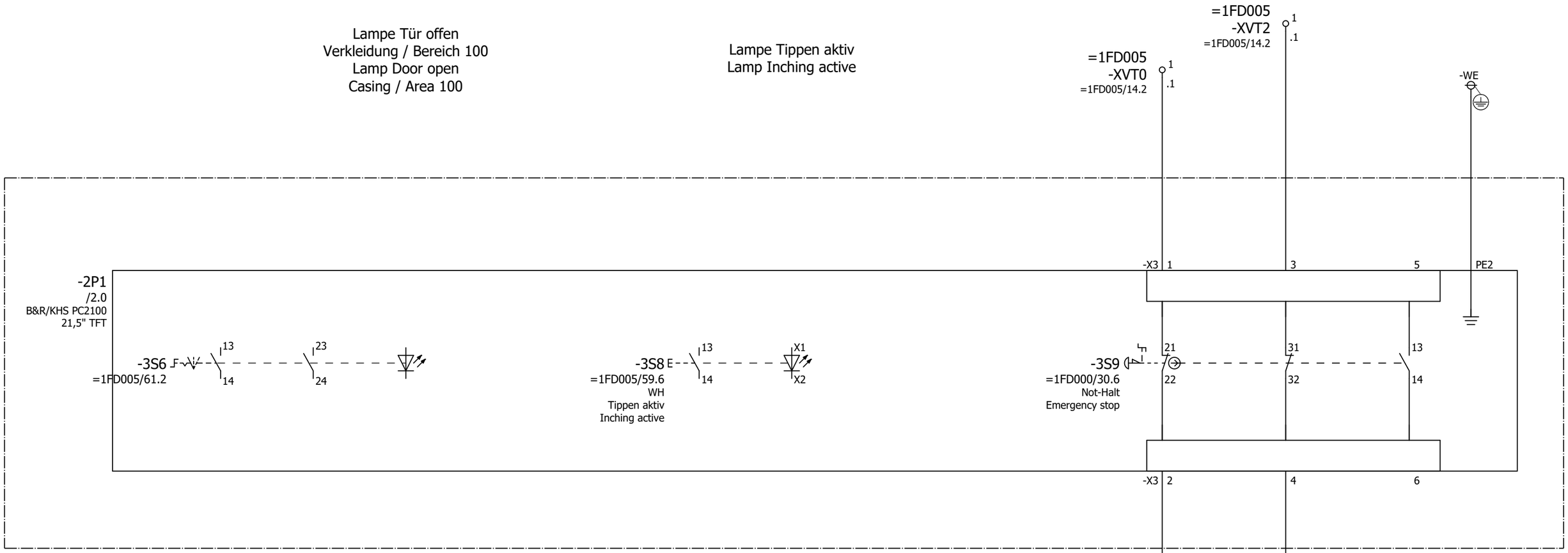

Verkleidung Bereich 100
öffnen
Casing Area 100 open

Verkleidung Bereich 100
Quittieren
Casing Area 100 acknowledge

Tippen aktiv
Inching active

Not Halt
Kanal A
Emergency
Stop channel A

Not Halt
Kanal B
Emergency Stop
channel B

Schutzvermerk ISO 16016 beachten / Refer to protection notice ISO 16016.

0		1		2	3	4	5	6	7	8	9	
Erstellungsdatum Date of creation	23.02.2021	Änderungsdatum Modification date	25.06.2021	Kunde Customer Indianapolis Blue Marble USA		KHS	Bedienkonsole PC2100 Operating frame PC2100		Auftragsnummer Order Number K-89407962-000100	Vorherige Seite Previous page 2	Folgeblatt Next Sheet 7	
Name Name	T. Braun	Name Name	schoeffel									
Version Version	14	Prüfung Check							Maschine Machine Innofill Can C	=1FD004	+S1	Blatt Sheet 3

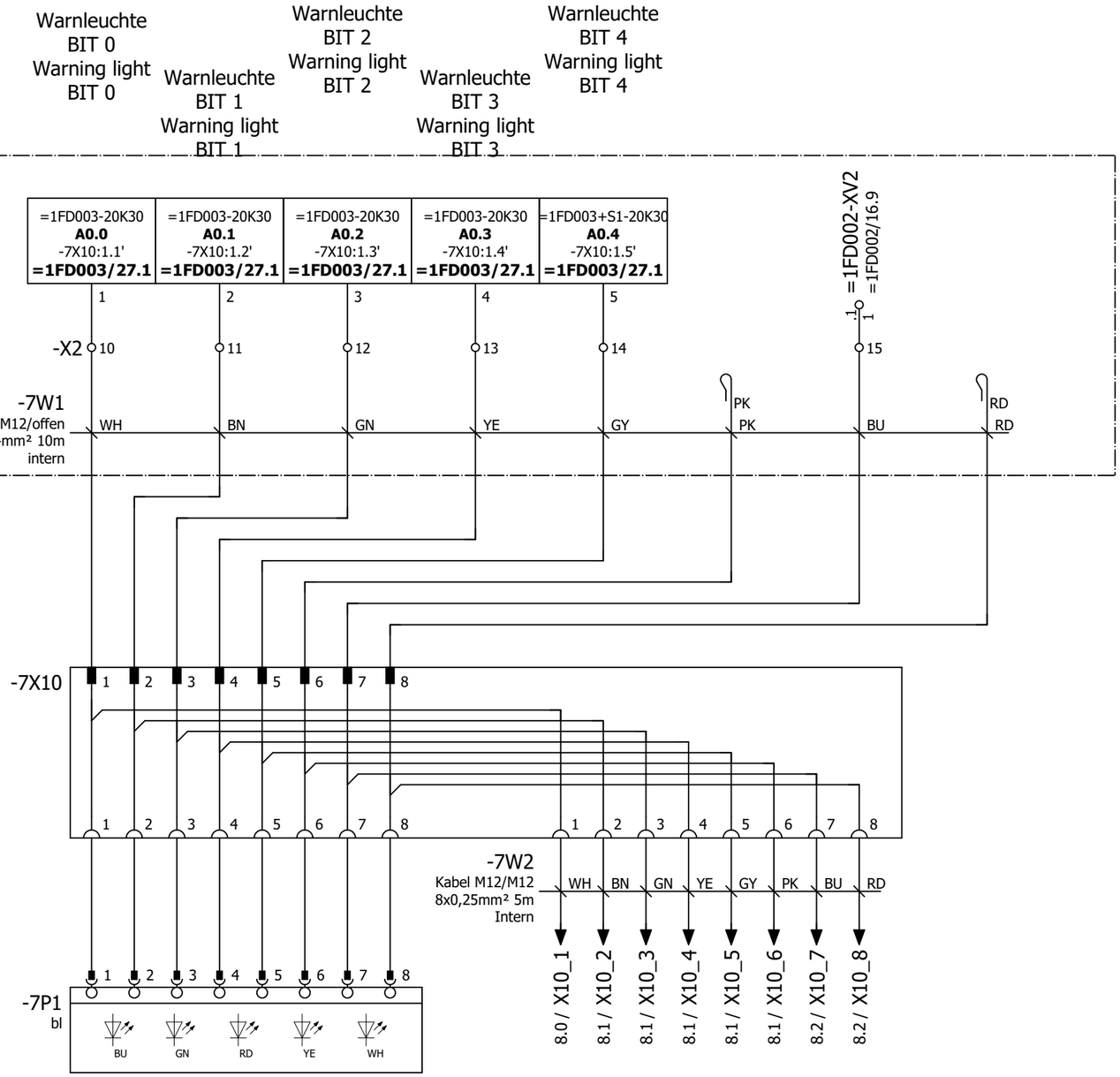

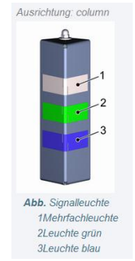

Abb. Signalleuchte
1Mehrfachleuchte
2Leuchte grün
3Leuchte blau

	blau blue	grün green	rot red	gelb yellow	weiß white
Dauerlicht Steady Light	Störung Fault	Leistung Ein Power On	Not-Halt Emergency stop	Material Mangel (Maschine produziert) Material Lack (Machine produced)	Maschine produziert Machine production is under way
Blinklicht Flashing light	Störung Quittieren Fault acknowledge	Service Ein Service On	Schutzvorrichtung offen Safety device open	Material Mangel (Maschine in StandBy) Material Lack (Machine in the StandBy)	Reserve Reserve

	Bit 0	Bit 1	Bit 2	Bit 3	Bit 4
BU	1				
GN		1			
RD			1		
YE			1	1	
WH			1	1	1

Schutzvermerk ISO 16016 beachten / Refer to protection notice ISO 16016.

0		1		2	3	4	5	6	7	8	9	
Erstellungsdatum Date of creation	23.02.2021	Änderungsdatum Modification date	25.06.2021	Kunde Customer Indianapolis Blue Marble USA	KHS	Zustandsleuchte Maschine Indicator lamp Machine			Auftragsnummer Order Number K-89407962-000100		Vorherige Seite Previous page 3	Folgeblatt Next Sheet 8
Name Name	T. Braun	Name Name	schoeffel						Maschine Machine Innofill Can C	=1FD004	+M1	Blatt Sheet 7
Version Version	14	Prüfung Check										

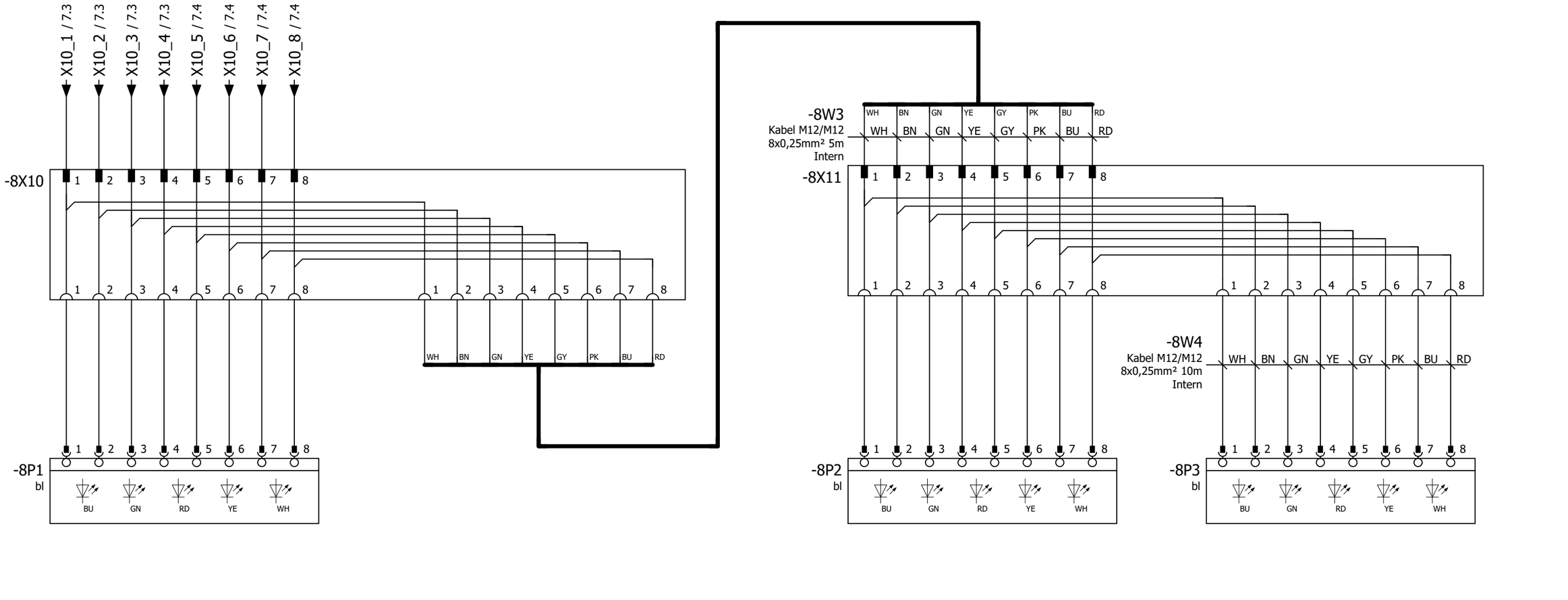

Schutzvermerk ISO 16016 beachten / Refer to protection notice ISO 16016.

0		1		2	3	4	5	6	7	8	9	
Erstellungsdatum Date of creation	23.02.2021	Änderungsdatum Modification date	25.06.2021	Kunde Customer Indianapolis Blue Marble USA		KHS	Zustandsleuchte Maschine Indicator lamp Machine		Auftragsnummer Order Number K-89407962-000100		Vorherige Seite Previous page 7	Folgeblatt Next Sheet =1FD005/1
Name Name	T. Braun	Name Name	schoeffel						Maschine Machine Innofill Can C	=1FD004	+M1	Blatt Sheet 8
Version Version	14	Prüfung Check										

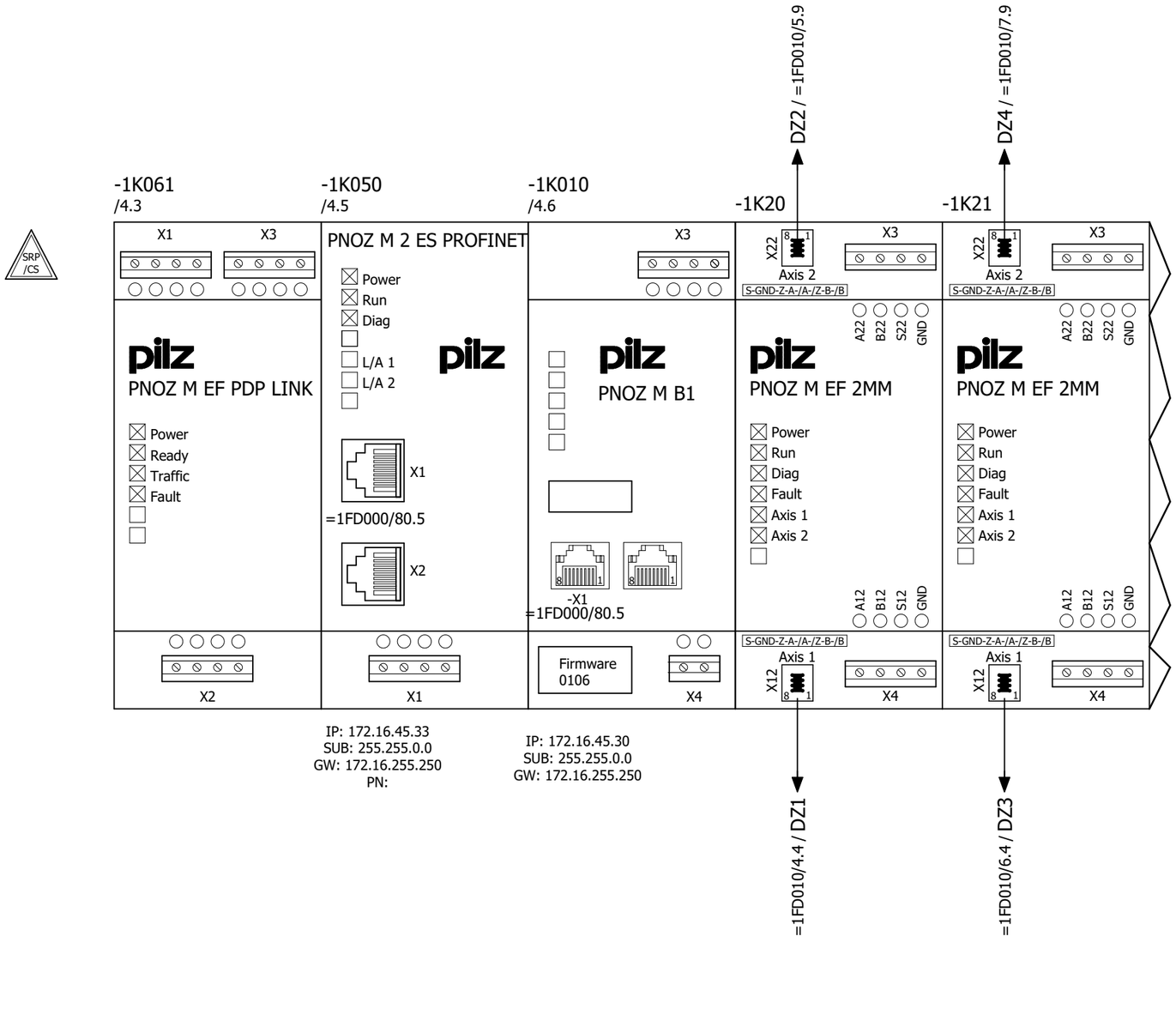

PNOZmulti CONFIGURATOR Version ≥10.12

Software:	- Download:	http://www.pilz.com/support/downloads/
	- Search term:	Configurator
	- Restrict to...:	Software
Licence:	- Company Name:	KHS
	- Place of Company:	BAD KREUZNACH
	- Licence Key:	CANAB678EK8768969846
Application:	- Select level:	LEVEL 2
	- Enter Password:	IqD3/

0		1		2	3	4	5	6	7	8	9	
Erstellungsdatum Date of creation	23.02.2021	Änderungsdatum Modification date	25.06.2021	Kunde Customer Indianapolis Blue Marble USA		KHS	Sicherheitssteuerung Pnozmulti 1 Safety Control Pnozmulti 1		Auftragsnummer Order Number K-89407962-000100	Vorherige Seite Previous page =1FD004/8	Folgeblatt Next Sheet 2	
Name Name	T. Braun	Name Name	schoeffel									
Version Version	14	Prüfung Check							Maschine Machine Innofill Can C	=1FD005	+S1	Blatt Sheet 1

Schutzvermerk ISO 16016 beachten / Refer to protection notice ISO 16016.

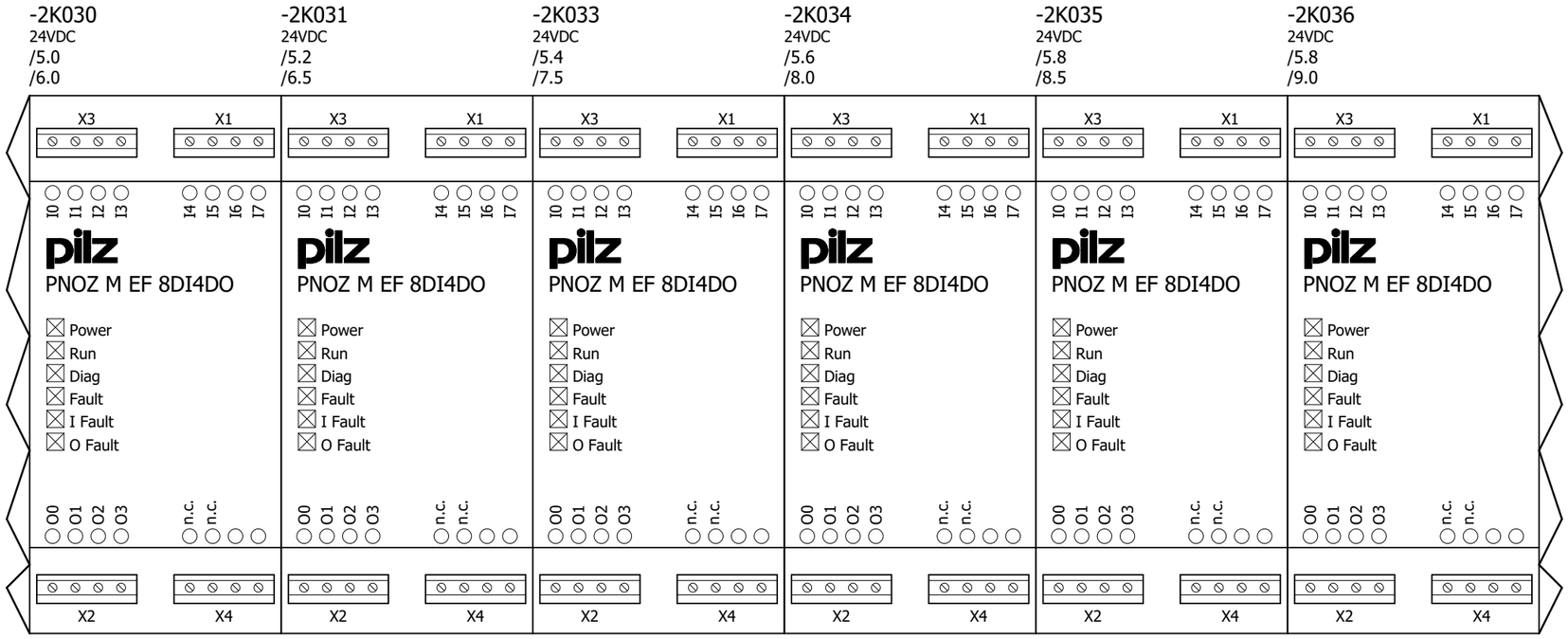

Schutzvermerk ISO 16016 beachten / Refer to protection notice ISO 16016.

0		1		2	3	4	5	6	7	8	9	
Erstellungsdatum Date of creation	16.03.2021	Änderungsdatum Modification date	23.03.2021	Kunde Customer Indianapolis Blue Marble USA		KHS	Sicherheitssteuerung Pnozmulti 1 Safety Control Pnozmulti 1		Auftragsnummer Order Number K-89407962-000100	Vorherige Seite Previous page 1	Folgeblatt Next Sheet 3	
Name Name	T. Braun	Name Name	schoeffel									
Version Version	14	Prüfung Check							Maschine Machine Innofill Can C	=1FD005	+S1	Blatt Sheet 2

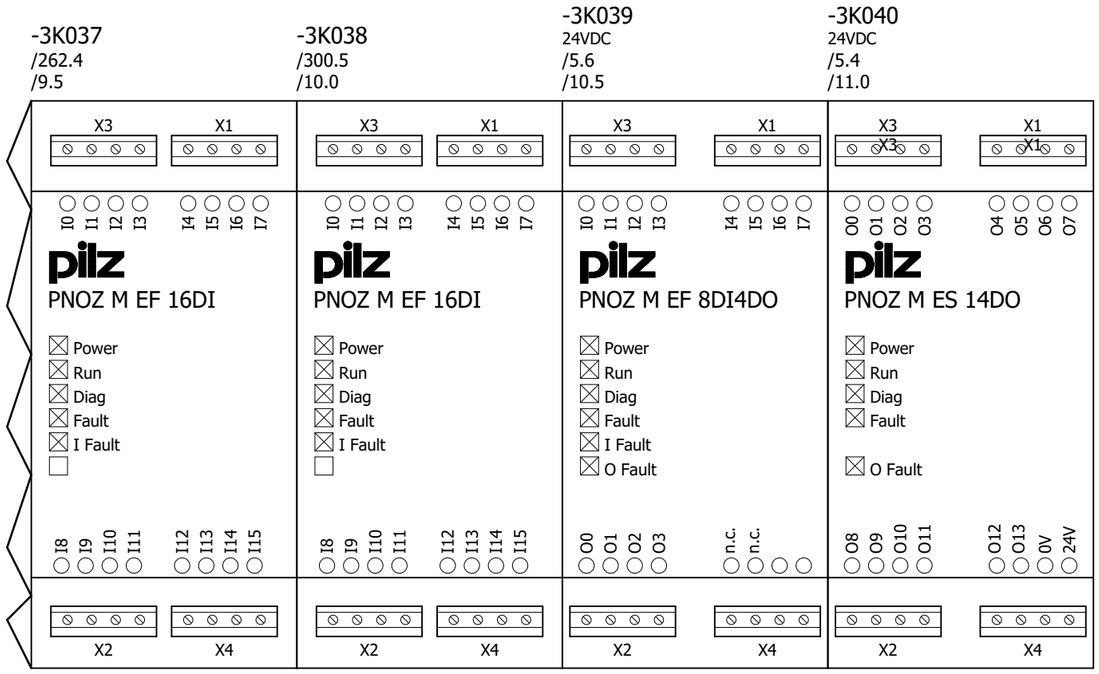

Schutzvermerk ISO 16016 beachten / Refer to protection notice ISO 16016.

0		1		2	3	4	5	6	7	8	9	
Erstellungsdatum Date of creation	23.02.2021	Änderungsdatum Modification date	17.03.2021	Kunde Customer Indianapolis Blue Marble USA		KHS	Sicherheitssteuerung Pnozmulti 1 Safety Control Pnozmulti 1		Auftragsnummer Order Number K-89407962-000100	Vorherige Seite Previous page 2	Folgeblatt Next Sheet 4	
Name Name	T. Braun	Name Name	schoeffel						Maschine Machine Innofill Can C	=1FD005	+S1	Blatt Sheet 3
Version Version	14	Prüfung Check										

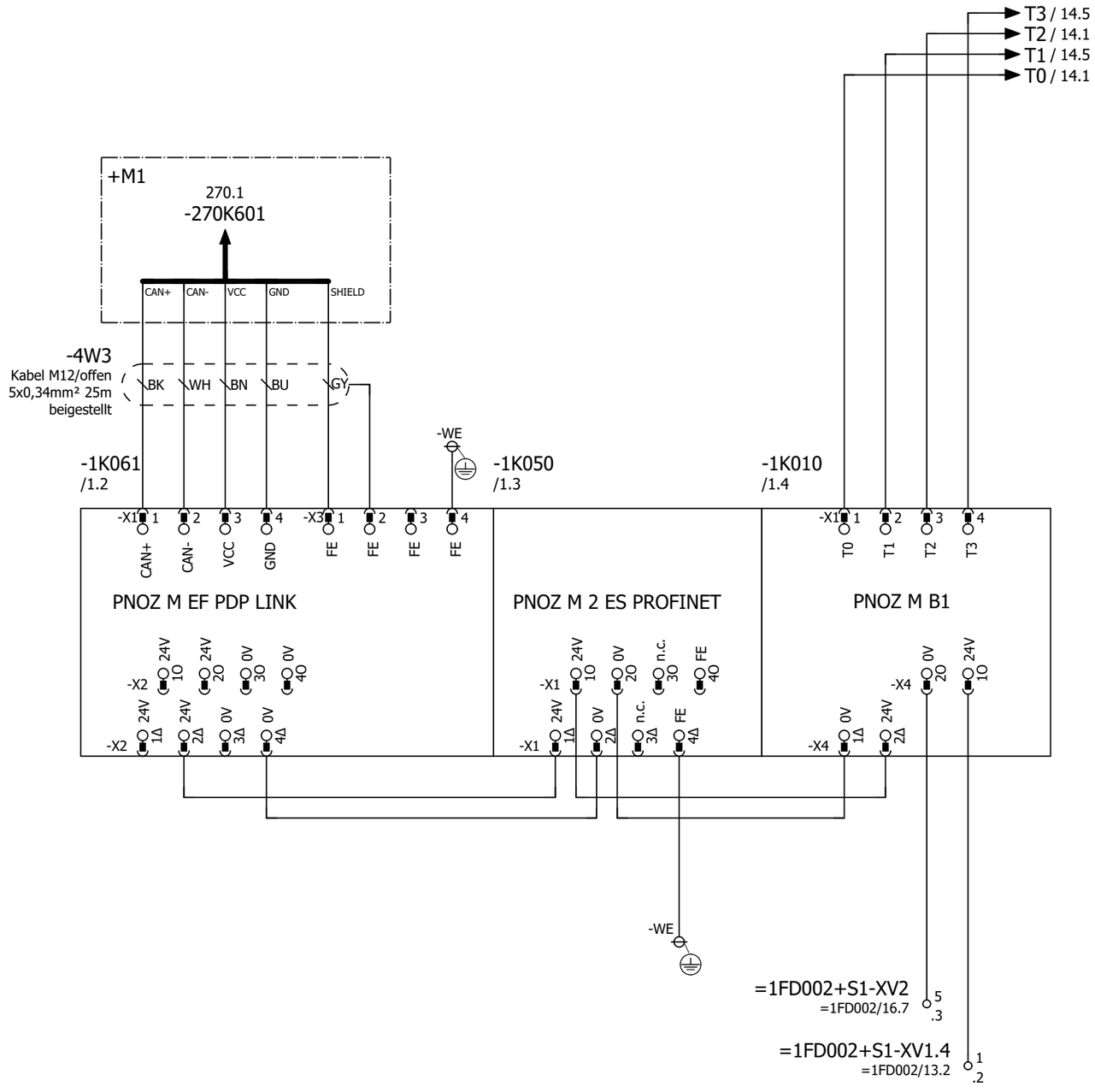

Schutzvermerk ISO 16016 beachten / Refer to protection notice ISO 16016.

0		1		2	3	4	5	6	7	8	9		
Erstellungsdatum Date of creation	23.02.2021	Änderungsdatum Modification date	25.06.2021	Kunde Customer Indianapolis Blue Marble USA		KHS	Versorgung Sicherheitssteuerung 1 Supply Safety Control 1		Auftragsnummer Order Number K-89407962-000100	Vorherige Seite Previous page 3	Folgeblatt Next Sheet 5		
Name Name	T. Braun	Name Name	schoeffel						Maschine Machine Innofill Can C	=1FD005	+S1	Blatt Sheet	4
Version Version	14	Prüfung Check											

=1FD002-XV1.4
=1FD002/13.2
1
.3

=1FD002-XV2
=1FD002/16.7
5
.4

-2K030
/2.0

-2K031
/2.1

-2K033
/2.3

-2K034
/2.4

-2K035
/2.5

PNOZ M EF 8DI4DO

-3K040
/3.4

PNOZ M ES 14DO

-3K039
/3.3

-2K036
/2.6

=1FD002-XV2
=1FD002/16.4
3
.1

=1FD002-XV1.4
=1FD002/13.3
2
.1

Schutzvermerk ISO 16016 beachten / Refer to protection notice ISO 16016.

0		1		2	3	4	5	6	7	8	9	
Erstellungsdatum Date of creation	23.02.2021	Änderungsdatum Modification date	25.06.2021	Kunde Customer Indianapolis Blue Marble USA		KHS	Versorgung Sicherheitssteuerung Supply Safety Control		Auftragsnummer Order Number K-89407962-000100	Vorherige Seite Previous page 4	Folgeblatt Next Sheet 6	
Name Name	T. Braun	Name Name	schoeffel						Maschine Machine Innofill Can C	=1FD005	+S1	Blatt Sheet 5
Version Version	14	Prüfung Check										

-2K030
/2.0
24VDC

-X3

2K030 I0	1	/42.6	2K030 I0	Sicherer Zustand Kanal A safety Status channel A
2K030 I1	2	/42.8	2K030 I1	Sicherer Zustand Kanal B safety Status channel B
2K030 I2	3	/44.2	+M1-44S1:12	Sicherheit Service Kanal A Safety Service channel A
2K030 I3	4	/44.2	+M1-44S1:22	Sicherheit Service Kanal B Safety Service channel B

-X1

2K030 I4	1	/42.1	2K030 I4	Kein Not-Halt Fremdmaschine No Emergency stop External Machine
2K030 I5	2	/42.3	2K030 I5	Kein Not-Halt Fremdmaschine No Emergency stop External Machine
2K030 I6	3	=1FD004/3.7	=1FD004-2P1:-X3:2	Not Halt Kanal A Emergency Stop channel A
2K030 I7	4	=1FD004/3.8	=1FD004-2P1:-X3:4	Not Halt Kanal B Emergency Stop channel B

-X2

2K030 O0	1	=1FD010/34.2	-18X10_X11	Kein Schnellstopp No Fast-Stop
2K030 O1	2	=1FD003/9.3	=1FD003-9K1:-X2:2	Freigabe Redis Release Redis
2K030 O2	3			
2K030 O3	4			

pilz

PNOZ M EF 8DI4DO

-2K031
/2.1
24VDC

-X3

2K031 I0	1	/30.6	-30K1:X2:52	Rückführung Kein Not-Halt Füller Return No Emergency stop Filler
2K031 I1	2	=1FD010/30.4	=1FD010-30QA2:22	Rückmeldung primär Schütz feedback Primary Contactor
2K031 I2	3	=1FD010/31.3	=1FD010-31K1:X2:52	Rückführung Freigabe 1 Antriebe Return Release 1 Drives
2K031 I3	4			

-X1

2K031 I4	1	/59.6	=1FD004-2P1-3S8:14	Tippen aktiv Inching active
2K031 I5	2	/79.6	+P200-79S2:14	Tippen aktiv Inching active
2K031 I6	3	/99.6	+P300-99S2:14	Tippen aktiv Inching active
2K031 I7	4			

-X2

2K031 O0	1	/30.1	2K031 O0	Kein Not-Halt Füller No Emergency stop Filler
2K031 O1	2	=1FD010/30.2	=1FD010-30QA2:A1	primär Schütz Primary Contactor
2K031 O2	3	=1FD010/31.1	=1FD010-31K1:X1:1	Freigabe 1 Antriebe Release 1 Drives
2K031 O3	4			

pilz

PNOZ M EF 8DI4DO

Schutzvermerk ISO 16016 beachten / Refer to protection notice ISO 16016.

0		1		2	3	4	5	6	7	8	9	
Erstellungsdatum Date of creation	23.02.2021	Änderungsdatum Modification date	23.03.2021	Kunde Customer Indianapolis Blue Marble USA		KHS	Sicherheitssteuerung Eingänge_Ausgänge 1 Safety Control Inputs_Outputs 1		Auftragsnummer Order Number K-89407962-000100	Vorherige Seite Previous page 5	Folgeblatt Next Sheet 7	
Name Name	T. Braun	Name Name	schoeffel						Maschine Machine Innofill Can C	=1FD005	+S1	Blatt Sheet 6
Version Version	14	Prüfung Check										

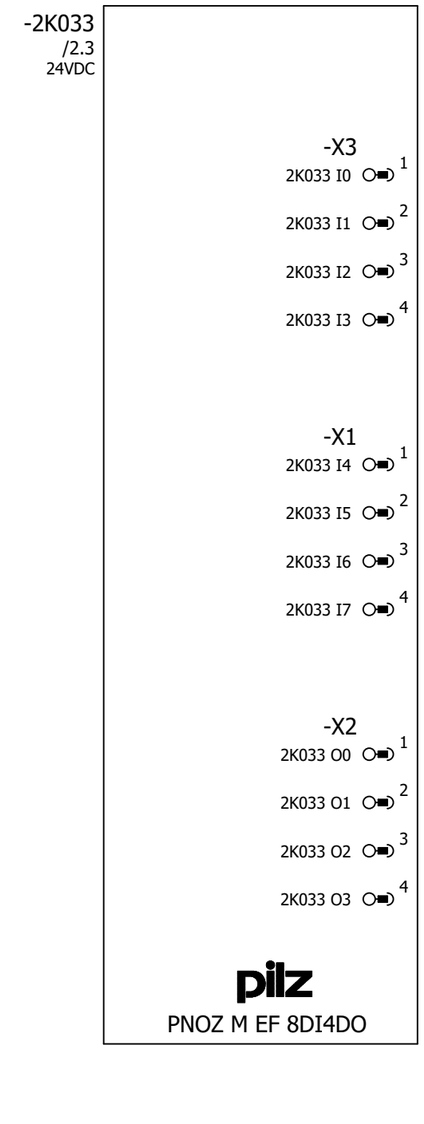

/31.6	-31K1:X2:52	Rückführung Potential 3.x Return Potential 3.x
/35.6	2K033 I1	Rückführung Potential 4.x Return Potential 4.x
/37.6	-37K2:X2:52	Rückführung Potential 5.x Return Potential 5.x
/31.1	2K033 O0	Potential 3.x Ein (Steuerspannung) Potential 3.x On (Control voltage)
/35.1	2K033 O1	Potential 4.x Ein Potential 4.x On
/37.1	2K033 O2	Potential 5.x Ein Potential 5.x On

Schutzvermerk ISO 16016 beachten / Refer to protection notice ISO 16016.

0		1		2	3	4	5	6	7	8	9	
Erstellungsdatum Date of creation	23.02.2021	Änderungsdatum Modification date	23.03.2021	Kunde Customer Indianapolis Blue Marble USA		KHS	Sicherheitssteuerung Eingänge_Ausgänge 1 Safety Control Inputs_Outputs 1		Auftragsnummer Order Number K-89407962-000100	Vorherige Seite Previous page 6	Folgeblatt Next Sheet 8	
Name Name	T. Braun	Name Name	schoeffel						Maschine Machine Innofill Can C	=1FD005	+S1	Blatt Sheet 7
Version Version	14	Prüfung Check										

-2K034

/2.4
24VDC

pilz
PNOZ M EF 8DI4DO

-X3

2K034 I0	1	/54.3	2K034 I0	Rückmeldung Verkleidung +P100 geschlossen Kanal A feedback Casing +P100 closed channel A
2K034 I1	2	/54.3	2K034 I1	Rückmeldung Verkleidung +P100 geschlossen Kanal B feedback Casing +P100 closed channel B
2K034 I2	3	/60.1	+P101-60S2:12	Not-Halt Kanal A Emergency stop channel A
2K034 I3	4	/60.2	+P101-60S2:22	Not-Halt Kanal B Emergency stop channel B

-X1

2K034 I4	1	/59.1	+P101-59S1:14	Maschine Tippen Kanal A Machine Inching channel A
2K034 I5	2	/59.2	+P101-59S1:24	Maschine Tippen Kanal B Machine Inching channel B
2K034 I6	3	/61.2	=1FD004-2P1-3S6:14	Verkleidung Bereich 100 Quittieren Casing Area 100 acknowledge
2K034 I7	4	/61.1	=1FD004-2P1-3S6:24	Verkleidung Bereich 100 öffnen Casing Area 100 open

-X2

2K034 O0	1	/54.1	2K034 O0	Verkleidung +P100 Magnet Kanal A Casing +P100 Magnet channel A
2K034 O1	2	/54.5	2K034 O1	Verkleidung +P100 Magnet Kanal B Casing +P100 Magnet channel B
2K034 O2	3			
2K034 O3	4			

-2K035

/2.5
24VDC

pilz
PNOZ M EF 8DI4DO

-X3

2K035 I0	1	/74.3	2K035 I0	Rückmeldung Verkleidung +P200 geschlossen Kanal A feedback Casing +P200 closed channel A
2K035 I1	2	/74.3	2K035 I1	Rückmeldung Verkleidung +P200 geschlossen Kanal B feedback Casing +P200 closed channel B
2K035 I2	3	/80.1	+P201-80S2:12	Not-Halt Kanal A Emergency stop channel A
2K035 I3	4	/80.2	+P201-80S2:22	Not-Halt Kanal B Emergency stop channel B

-X1

2K035 I4	1	/79.1	+P201-79S1:14	Maschine Tippen Kanal A Machine Inching channel A
2K035 I5	2	/79.2	+P201-79S1:24	Maschine Tippen Kanal B Machine Inching channel B
2K035 I6	3	/81.2	+P200-81S1:4	Verkleidung Bereich 200 Quittieren Casing Area 200 acknowledge
2K035 I7	4	/81.1	+P200-81S1:2	Verkleidung Bereich 200 öffnen Casing Area 200 open

-X2

2K035 O0	1	/74.1	2K035 O0	Verkleidung +P200 Magnet Kanal A Casing +P200 Magnet channel A
2K035 O1	2	/74.5	2K035 O1	Verkleidung +P200 Magnet Kanal B Casing +P200 Magnet channel B
2K035 O2	3			
2K035 O3	4			

Schutzvermerk ISO 16016 beachten / Refer to protection notice ISO 16016.

-2K036
/2.6
24VDC

PNOZ M EF 8DI4DO

-X3

2K036 I0	1	/94.3	2K036 I0	Rückmeldung Verkleidung +P300 geschlossen Kanal A feedback Casing +P300 closed channel A
2K036 I1	2	/94.3	2K036 I1	Rückmeldung Verkleidung +P300 geschlossen Kanal B feedback Casing +P300 closed channel B
2K036 I2	3	/100.1	+P301-100S2:12	Not-Halt Kanal A Emergency stop channel A
2K036 I3	4	/100.2	+P301-100S2:22	Not-Halt Kanal B Emergency stop channel B

-X1

2K036 I4	1	/99.1	+P301-99S1:14	Maschine Tippen Kanal A Machine Inching channel A
2K036 I5	2	/99.2	+P301-99S1:24	Maschine Tippen Kanal B Machine Inching channel B
2K036 I6	3	/101.2	+P300-101S1:4	Verkleidung Bereich 300 Quittieren Casing Area 300 acknowledge
2K036 I7	4	/101.1	+P300-101S1:2	Verkleidung Bereich 300 öffnen Casing Area 300 open

-X2

2K036 O0	1	/94.1	2K036 O0	Verkleidung +P300 Magnet Kanal A Casing +P300 Magnet channel A
2K036 O1	2	/94.5	2K036 O1	Verkleidung +P300 Magnet Kanal B Casing +P300 Magnet channel B
2K036 O2	3			
2K036 O3	4			

-3K037
/3.0
24VDC

PNOZ M EF 16DI

-X3

3K037 I0	1	/260.4	+M1-2BG2:4	Potential 3.x Rückmeldung A Sicherheitsventil 1 Potential 3.x feedback A Relief valve 1
3K037 I1	2	/260.6	+M1-2BG3:4	Potential 3.x Rückmeldung B Sicherheitsventil 2 Potential 3.x feedback B Relief valve 2
3K037 I2	3	/261.4	+M1-2BG5:4	Potential 4.x Rückmeldung A Sicherheitsventil 1 Potential 4.x feedback A Relief valve 1
3K037 I3	4	/261.6	+M1-2BG6:4	Potential 4.x Rückmeldung B Sicherheitsventil 2 Potential 4.x feedback B Relief valve 2

-X1

3K037 I4	1	/262.4	+M1-2BG7:4	Potential 5.x Rückmeldung A Sicherheitsventil 1 Potential 5.x feedback A Relief valve 1
3K037 I5	2	/262.6	+M1-2BG8:4	Potential 5.x Rückmeldung B Sicherheitsventil 2 Potential 5.x feedback B Relief valve 2
3K037 I6	3	/48.3	-48S2:14	Rücksetzen fataler Fehler Reset fatal error
3K037 I7	4	/48.1	-48S1:14	Rücksetzen Fehler Verkleidung Reset Error Casing

-X2

3K037 I8	1	=1FD004/2.5	=1FD004-2P1:-X1:6	Störung Quittieren Fault acknowledge
3K037 I9	2	=1FD004/2.1	3K037 I9	Betrieb Ein Operation On
3K037 I10	3	=1FD004/2.2	=1FD004-2P1:-X1:2	Maschine Start Machine Start
3K037 I11	4	=1FD004/2.3	=1FD004-2P1:-X1:4	Maschine Stopp Machine Stop

-X4

3K037 I12	1			
3K037 I13	2	=1FD014/4.2	3K037 I13	Reserve Kurbel in Position Kanal A Reserve Crank in the Position channel A
3K037 I14	3	=1FD014/4.3	3K037 I14	Reserve Kurbel in Position Kanal B Reserve Crank in the Position channel B
3K037 I15	4	=1FD010/34.7	=1FD010-X5:11	nur für KHS Service only For KHS Service

Schutzvermerk ISO 16016 beachten / Refer to protection notice ISO 16016.

-3K038

/3.1
24VDC

-X3

3K038 I0 1	/300.1	3K038 I0	Betriebsart 00 Operation mode 00	
3K038 I1 2	/300.2	3K038 I1	Betriebsart 01 Operation mode 01	
3K038 I2 3	/300.3	3K038 I2	Betriebsart 02 Operation mode 02	
3K038 I3 4	/300.4	3K038 I3	Betriebsart 03 Operation mode 03	

-X1

3K038 I4 1	/300.5	3K038 I4	Betriebsart 04 Operation mode 04	
3K038 I5 2	/300.6	3K038 I5	Betriebsart 05 Operation mode 05	
3K038 I6 3	/300.7	3K038 I6	Betriebsart 06 Operation mode 06	
3K038 I7 4	/300.8	3K038 I7	Betriebsart 07 Operation mode 07	

-X2

3K038 I8 1	/301.1	3K038 I8	Betriebsart 08 Operation mode 08	
3K038 I9 2	/301.2	3K038 I9	Betriebsart 09 Operation mode 09	
3K038 I10 3	/301.3	3K038 I10	Reserve Reserve	
3K038 I11 4	/301.4	3K038 I11	Reserve Reserve	

-X4

3K038 I12 1	/301.5	3K038 I12	Reserve Reserve	
3K038 I13 2	/301.6	3K038 I13	Reserve Reserve	
3K038 I14 3	/301.7	3K038 I14	Reserve Reserve	
3K038 I15 4	/301.8	3K038 I15	Reserve Reserve	

pilz

PNOZ M EF 16DI

-3K039

/3.3
24VDC

-X3

3K039 I0 1	/303.1	3K039 I0	Life
3K039 I1 2	/303.2	3K039 I1	F-Module ok
3K039 I2 3	/303.3	3K039 I2	Freigabe Steuerspannung Release Control voltage
3K039 I3 4	/303.4	3K039 I3	Reserve Reserve

-X1

3K039 I4 1	/303.5	3K039 I4	Reserve Reserve
3K039 I5 2	/303.6	3K039 I5	Reserve Reserve
3K039 I6 3	/303.7	3K039 I6	Reserve Reserve
3K039 I7 4	/303.8	3K039 I7	Reserve Reserve

-X2

3K039 O0 1	/304.5	3K039 O0	Life
3K039 O1 2	/304.6	3K039 O1	Quittierung Fehler Acknowledgement Error
3K039 O2 3	/304.7	3K039 O2	Quittierung Fehler (fatal) Acknowledgement Error (fatal)
3K039 O3 4	/304.8	3K039 O3	Reserve Reserve

pilz

PNOZ M EF 8DI4DO

Schutzvermerk ISO 16016 beachten / Refer to protection notice ISO 16016.

-3K040
/3.4
24VDC

pilz
PNOZ M ES 14DO

-X3			
3K040 O0 1	=1FD004/2.2	=1FD004-2P1:-X1:7	Lampe Maschine Start Lamp Machine Start
3K040 O1 2	=1FD004/2.4	=1FD004-2P1:-X1:8	Lampe Maschine Stopp Lamp Machine Stop
3K040 O2 3	=1FD004/2.6	=1FD004-2P1:-X1:9	Lampe Störung Quittieren Lamp Fault acknowledge
3K040 O3 4	/48.5	-48S2:X1	Lampe fataler Fehler Lamp fatal error
-X1			
3K040 O4 1	/48.4	-48S1:X1	Lampe Rücksetzen Fehler Verkleidung Lamp Reset Error Casing
3K040 O5 2	/59.7	=1FD004-2P1-3S8:X1	Lampe Tippen aktiv Lamp Inching active
3K040 O6 3	/59.2	+P101-59S1	Lampe Antrieb dreht / bereit Lamp Drive turns / ready
3K040 O7 4	/61.2	=1FD004-2P1-3S6	Lampe Tür offen Verkleidung / Bereich 100 Lamp Door open Casing / Area 100
-X2			
3K040 O8 1	/79.7	+P200-79S2:X1	Lampe Tippen aktiv Lamp Inching active
3K040 O9 2	/79.2	+P201-79S1	Lampe Antrieb dreht / bereit Lamp Drive turns / ready
3K040 O10 3	/81.2	+P200-81S1:5	Lampe Tür offen Verkleidung / Bereich 200 Lamp Door open Casing / Area 200
3K040 O11 4	/99.7	+P300-99S2:X1	Lampe Tippen aktiv Lamp Inching active
-X4			
3K040 O12 1	/99.2	+P301-99S1	Lampe Antrieb dreht / bereit Lamp Drive turns / ready
3K040 O13 2	/101.2	+P300-101S1:5	Lampe Tür offen Verkleidung / Bereich 300 Lamp Door open Casing / Area 300

Schutzvermerk ISO 16016 beachten / Refer to protection notice ISO 16016.



4.7 / T0 → a 1 -XVT0 =1FD005/14.2a

=1FD004/2.3 .0	=1FD010/34.7 .0
=1FD004+S1-2P1:-X1:3	=1FD010+S1-X5:10
=1FD004/3.7 .1	
=1FD004+S1-2P1:-X3:1	
=1FD005/42.8 .2	
=1FD005+S1-X5:42	
=1FD005/60.1 .3	
=1FD005+S1-X5:156	
=1FD005/61.2 .4	
=1FD004+S1-2P1-3S6:13	
=1FD005/79.1 .5	
=1FD005+S1-X5:250	
=1FD005/100.1 .6	
=1FD005+S1-X5:366	

4.7 / T1 → a 1 -XVT1 =1FD005/14.7a

=1FD004/2.2 .0
=1FD004+S1-2P1:-X1:1
=1FD005/42.1 .1
=1FD005+S1-X5:30
=1FD005/48.1 .2
=1FD005+S1-48S1:13
=1FD005/59.2 .3
=1FD005+S1-X5:152
=1FD005/80.2 .4
=1FD005+S1-X5:267
=1FD005/81.2 .5
=1FD005+S1-X5:262
=1FD005/100.2 .6
=1FD005+S1-X5:367

4.7 / T2 → a 1 -XVT2 =1FD005/14.2a

=1FD004/2.1 .0
=1FD004+S1-2P1:-X2:1
=1FD004/3.8 .1
=1FD004+S1-2P1:-X3:3
=1FD005/59.1 .2
=1FD005+S1-X5:150
=1FD005/48.3 .3
=1FD005+S1-48S2:13
=1FD005/79.2 .4
=1FD005+S1-X5:252
=1FD005/99.2 .5
=1FD005+S1-X5:352
=1FD005/101.2 .6
=1FD005+S1-X5:362

4.7 / T3 → a 1 -XVT3 =1FD005/14.7a

=1FD004/2.5 .0
=1FD004+S1-2P1:-X1:5
=1FD005/42.3 .1
=1FD005+S1-X5:34
=1FD005/60.2 .2
=1FD005+S1-X5:158
=1FD005/80.1 .3
=1FD005+S1-X5:266
=1FD005/99.1 .4
=1FD005+S1-X5:350

Schutzvermerk ISO 16016 beachten / Refer to protection notice ISO 16016.

0		1		2	3	4	5	6	7	8	9	
Erstellungsdatum Date of creation	23.02.2021	Änderungsdatum Modification date	25.06.2021	Kunde Customer Indianapolis Blue Marble USA		KHS	Potential Verteiler XVT0/XVT1/XVT2/XVT3 Potential Distributor XVT0/XVT1/XVT2/XVT3		Auftragsnummer Order Number K-89407962-000100	Vorherige Seite Previous page 11	Folgeblatt Next Sheet 15	
Name Name	T. Braun	Name Name	schoeffel						Maschine Machine Innofill Can C	=1FD005	+S1	Blatt Sheet 14
Version Version	14	Prüfung Check										

-15K210
/16.1

/16.3
/17.0
-15K20

/300.1
/18.0
-15K50

/301.1
/18.5
-15K51

/303.1
/19.5
-15K53

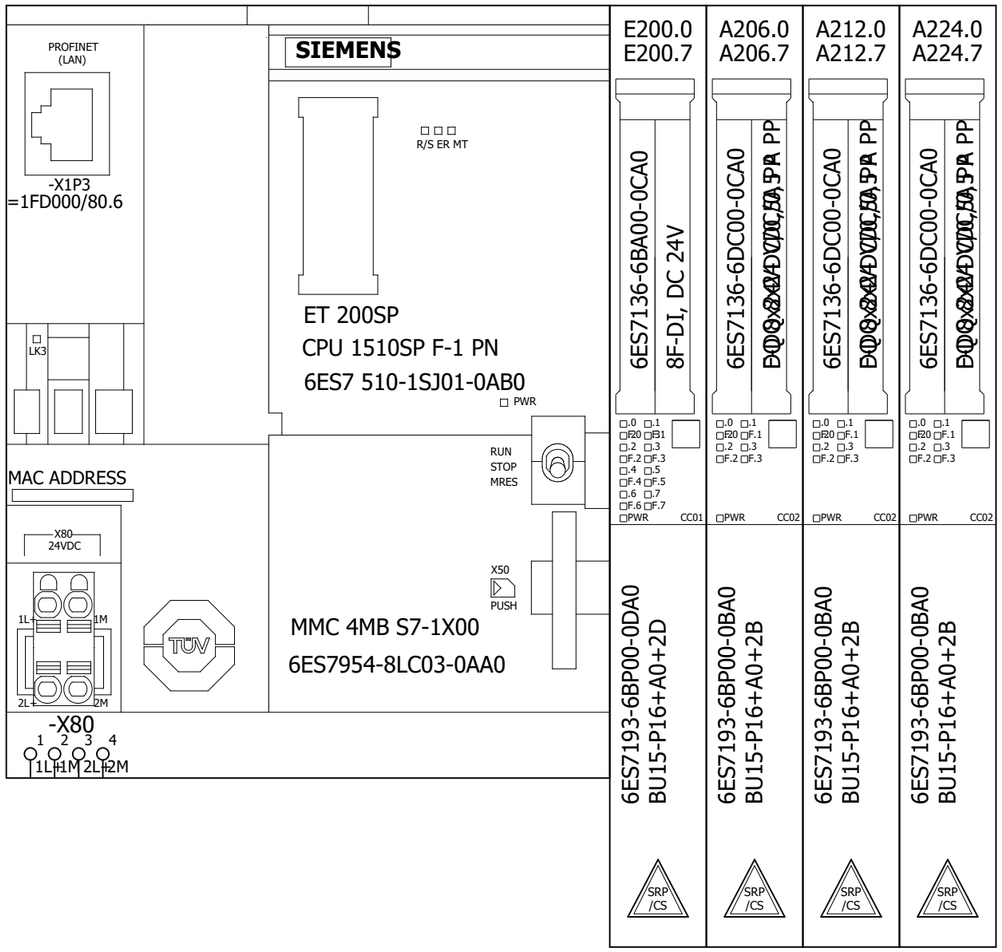

Schutzvermerk ISO 16016 beachten / Refer to protection notice ISO 16016.

0		1		2	3	4	5	6	7	8	9	
Erstellungsdatum Date of creation	23.02.2021	Änderungsdatum Modification date	23.03.2021	Kunde Customer Indianapolis Blue Marble USA		KHS	S7-1500 Rackaufbau S7-1500 Rack layout		Auftragsnummer Order Number K-89407962-000100	Vorherige Seite Previous page 14	Folgeblatt Next Sheet 16	
Name Name	T. Braun	Name Name	schoeffel						Maschine Machine Innofill Can C	=1FD005	+S1	Blatt Sheet 15
Version Version	14	Prüfung Check										

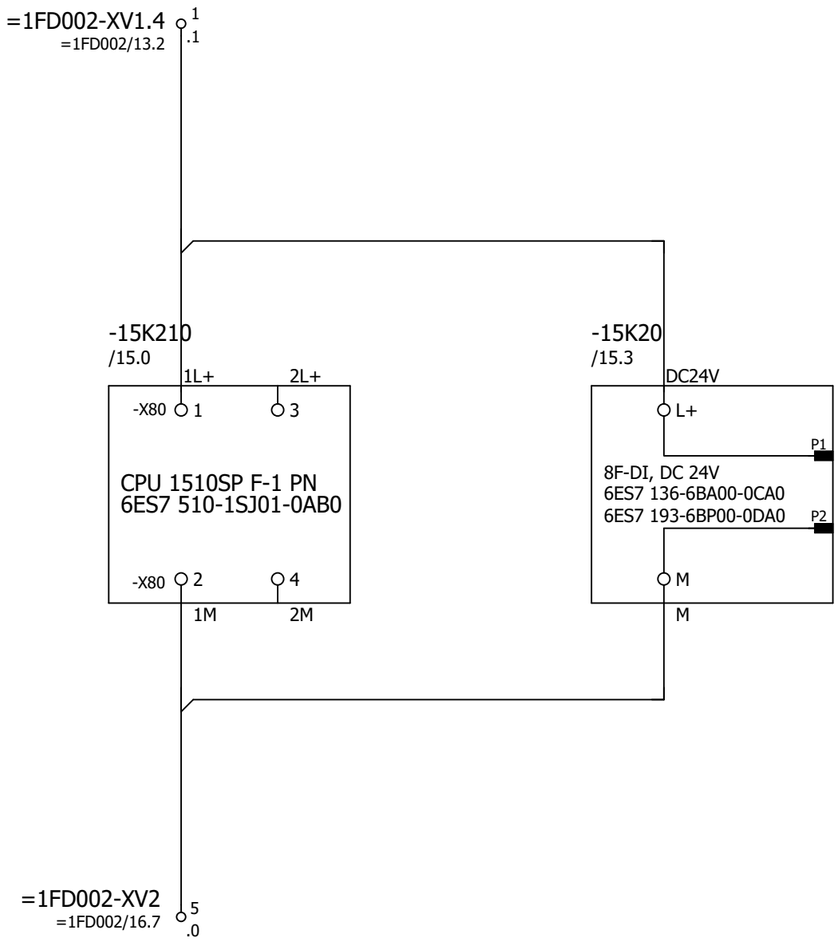

0		1		2	3	4	5	6	7	8	9		
Erstellungsdatum Date of creation	23.02.2021	Änderungsdatum Modification date	25.06.2021	Kunde Customer Indianapolis Blue Marble USA		KHS	Kartenversorgung Card power supply		Auftragsnummer Order Number K-89407962-000100	Vorherige Seite Previous page 15	Folgeblatt Next Sheet 17		
Name Name	T. Braun	Name Name	schoeffel						Maschine Machine Innofill Can C	=1FD005	+S1	Blatt Sheet	16
Version Version	14	Prüfung Check											

Schutzvermerk ISO 16016 beachten / Refer to protection notice ISO 16016.

-15K20
/15.3

8F-DI, DC 24V

E200.0	1			
+	9			
E200.1	2			
+	10			
E200.2	3			
+	11			
E200.3	4			
+	12			
E200.4	5	/304.5	E200.4	Life
+	13			
E200.5	6	/304.6	E200.5	Quittierung Fehler Acknowledgement Error
+	14			
E200.6	7	/304.7	E200.6	Quittierung Fehler (fatal) Acknowledgement Error (fatal)
+	15			
E200.7	8	/304.8	E200.7	Reserve Reserve
+	16			

SRP /CS

6ES7136-6BA00-0CA0

Schutzvermerk ISO 16016 beachten / Refer to protection notice ISO 16016.

0		1		2	3	4	5	6	7	8	9	
Erstellungsdatum Date of creation	23.02.2021	Änderungsdatum Modification date	16.03.2021	Kunde Customer Indianapolis		KHS	Digitaleingabe Digital input		Auftragsnummer Order Number K-89407962-000100	Vorherige Seite Previous page 16	Folgeblatt Next Sheet 18	
Name Name	T. Braun	Name Name	schoeffel	Blue Marble USA					Maschine Machine Innofill Can C	=1FD005	+S1	Blatt Sheet 17
Version Version	14	Prüfung Check										

-15K50

/15.3

DQ 8x24VDC/0,5A PP
F-DQ 8x24 VDC/0,5 A PP

A206.0	1 / 9	/300.1	A206.0	Betriebsart 00 Operation mode 00	
A206.1	2 / 10	/300.2	A206.1	Betriebsart 01 Operation mode 01	
A206.2	3 / 11	/300.3	A206.2	Betriebsart 02 Operation mode 02	
A206.3	4 / 12	/300.4	A206.3	Betriebsart 03 Operation mode 03	
A206.4	5 / 13	/300.5	A206.4	Betriebsart 04 Operation mode 04	
A206.5	6 / 14	/300.6	A206.5	Betriebsart 05 Operation mode 05	
A206.6	7 / 15	/300.7	A206.6	Betriebsart 06 Operation mode 06	
A206.7	8 / 16	/300.8	A206.7	Betriebsart 07 Operation mode 07	

SRP /CS

6ES7136-6DC00-0CA0

-15K51

/15.4

DQ 8x24VDC/0,5A PP
F-DQ 8x24 VDC/0,5 A PP

A212.0	1 / 9	/301.1	A212.0	Betriebsart 08 Operation mode 08
A212.1	2 / 10	/301.2	A212.1	Betriebsart 09 Operation mode 09
A212.2	3 / 11	/301.3	A212.2	Reserve Reserve
A212.3	4 / 12	/301.4	A212.3	Reserve Reserve
A212.4	5 / 13	/301.5	A212.4	Reserve Reserve
A212.5	6 / 14	/301.6	A212.5	Reserve Reserve
A212.6	7 / 15	/301.7	A212.6	Reserve Reserve
A212.7	8 / 16	/301.8	A212.7	Reserve Reserve

SRP /CS

6ES7136-6DC00-0CA0

Schutzvermerk ISO 16016 beachten / Refer to protection notice ISO 16016.

-15K53
/15.4

DQ 8x24VDC/0,5A PP
F-DQ 8x24 VDC/0,5 A PP

A224.0	1 / 9	/303.1	A224.0	Life	
A224.1	2 / 10	/303.2	A224.1	F-Module ok	
A224.2	3 / 11	/303.3	A224.2	Freigabe Steuerspannung Release Control voltage	
A224.3	4 / 12	/303.4	A224.3	Reserve Reserve	
A224.4	5 / 13	/303.5	A224.4	Reserve Reserve	
A224.5	6 / 14	/303.6	A224.5	Reserve Reserve	
A224.6	7 / 15	/303.7	A224.6	Reserve Reserve	
A224.7	8 / 16	/303.8	A224.7	Reserve Reserve	

SRP
/CS

6ES7136-6DC00-0CA0

Schutzvermerk ISO 16016 beachten / Refer to protection notice ISO 16016.

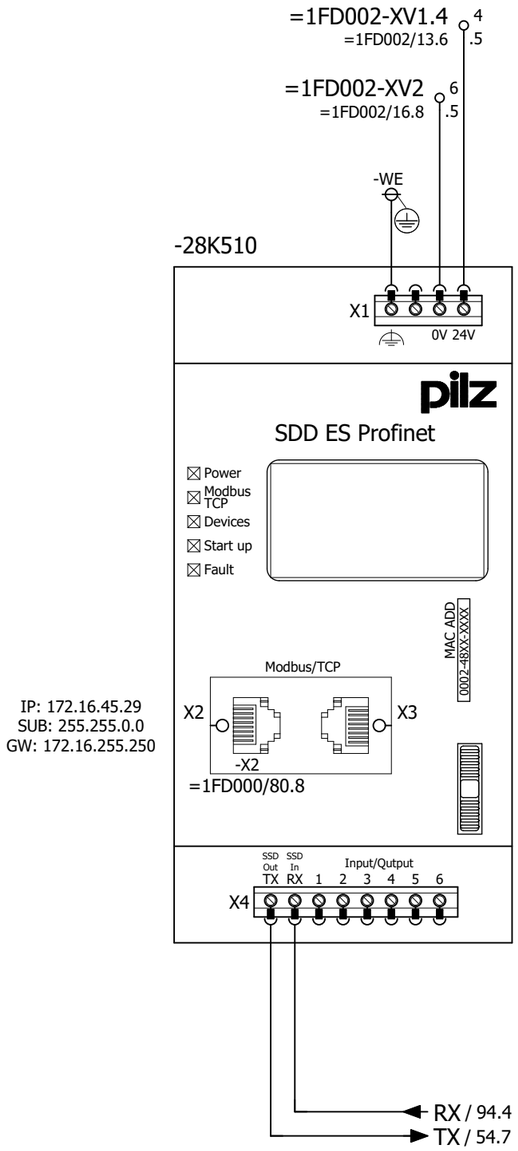

Schutzvermerk ISO 16016 beachten / Refer to protection notice ISO 16016.

0		1		2	3	4	5	6	7	8	9	
Erstellungsdatum Date of creation	23.02.2021	Änderungsdatum Modification date	25.06.2021	Kunde Customer Indianapolis Blue Marble USA		KHS	Sicherheitssteuerung SDD Controler Safety Control SDD Controler		Auftragsnummer Order Number K-89407962-000100	Vorherige Seite Previous page 19	Folgeblatt Next Sheet 30	
Name Name	T. Braun	Name Name	schoeffel						Maschine Machine Innofill Can C	=1FD005	+S1	Blatt Sheet 28
Version Version	14	Prüfung Check										

Kein Not-Halt Füller
No Emergency stop Filler

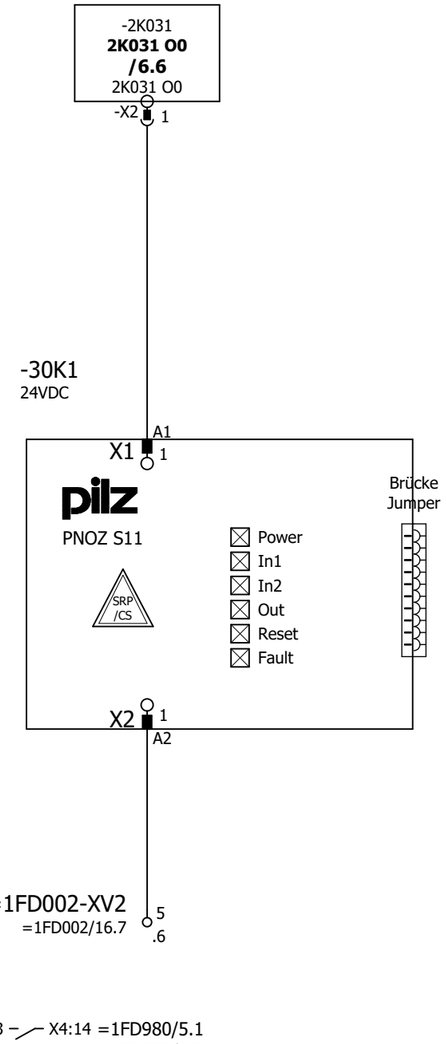

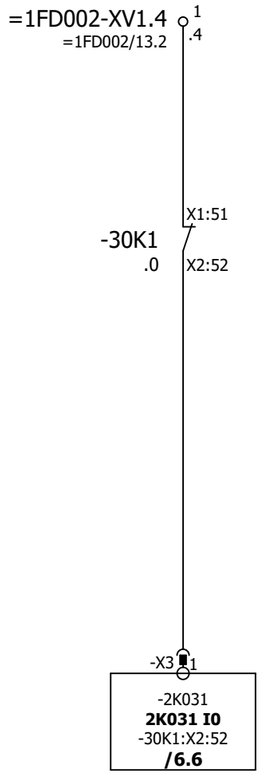

X3:13 — X4:14 =1FD980/5.1
X3:23 — X4:24 =1FD980/5.2
X3:33 — X4:34 =1FD981/5.1
X3:43 — X4:44 =1FD981/5.2
X3:63 — X4:64
X3:73 — X4:74
X3:83 — X4:84 =1FD990/6.3
X3:93 — X4:94 =1FD990/6.4
X1:51 — X2:52 .6

Rückführung
Kein Not-Halt Füller
Return No
Emergency stop Filler

Schutzvermerk ISO 16016 beachten / Refer to protection notice ISO 16016.

0	1			2	3	4	5	6	7	8	9		
Erstellungsdatum Date of creation	23.02.2021	Änderungsdatum Modification date	25.06.2021	Kunde Customer Indianapolis Blue Marble USA		KHS	Kein Not-Halt Füller No Emergency stop Filler		Auftragsnummer Order Number K-89407962-000100		Vorherige Seite Previous page 28	Folgeblatt Next Sheet 31	
Name Name	T. Braun	Name Name	schoeffel						Maschine Machine Innofill Can C		=1FD005	+S1	Blatt Sheet 30
Version Version	14	Prüfung Check											

Potential 3.x Ein
(Steuerspannung)
Potential 3.x On
(Control voltage)

-2K033
2K033 O0
/7.6
2K033 O0
-X2 1

-31K1
24VDC

A1
X1 1

pilz
PNOZ S11

SRP
/CS

Power
In1
In2
Out
Reset
Fault

Brücke
Jumper

X2 1
A2

=1FD002-XV2
=1FD002/16.8
6
.2

X3:13 — X4:14 /260.1
X3:23 — X4:24 /260.1
X3:33 — X4:34 /260.2
X3:43 — X4:44 /260.3
X3:63 — X4:64
X3:73 — X4:74
X3:83 — X4:84 =1FD014/1.7
X3:93 — X4:94
X1:51 — X2:52 .6

=1FD002-XV1.4
=1FD002/13.2
1
.6

X1:51
-31K1
.0
X2:52

-X3 1

-2K033
2K033 I0
-31K1:X2:52
/7.6

Rückführung
Potential 3.x
Return Potential
3.x

Schutzvermerk ISO 16016 beachten / Refer to protection notice ISO 16016.

0		1		2	3	4	5	6	7	8	9	
Erstellungsdatum Date of creation	23.02.2021	Änderungsdatum Modification date	25.06.2021	Kunde Customer Indianapolis Blue Marble USA		KHS	Potential 3.x Ein +S Potential 3.x On +S		Auftragsnummer Order Number K-89407962-000100	Vorherige Seite Previous page 30	Folgeblatt Next Sheet 35	
Name Name	T. Braun	Name Name	schoeffel									
Version Version	14	Prüfung Check							Maschine Machine Innofill Can C	=1FD005	+S1	Blatt Sheet 31

Potential 4.x Ein
Potential 4.x On

-2K033
2K033 O1
/7.6
2K033 O1
-X2 2

-35K1
24VDC

A1
X1 1

pilz
PNOZ S11

SRP
/CS

Power
In1
In2
Out
Reset
Fault

Brücke
Jumper

X2 1
A2

=1FD002-XV2
=1FD002/16.8
6
.3

X3:13 — X4:14 /261.1
X3:23 — X4:24 /261.1
X3:33 — X4:34 /261.2
X3:43 — X4:44 /261.3
X3:63 — X4:64 =1FD962/2.1
X3:73 — X4:74
X3:83 — X4:84 =1FD050/4.3
X3:93 — X4:94 =1FD050/4.6
X1:51 — X2:52 .6

=1FD002-XV1.4
=1FD002/13.3
2
.2

-35K1
.0

X1:51
X2:52

RM_CR1_1 / =1FD962/2.5
RM_CR1_2 / =1FD962/2.5

-X3 2

-2K033
2K033 I1
2K033 I1
/7.6

Rückführung
Potential 4.x
Return Potential
4.x

Schutzvermerk ISO 16016 beachten / Refer to protection notice ISO 16016.

0	1			2	3	4	5	6	7	8	9	
Erstellungsdatum Date of creation	23.02.2021	Änderungsdatum Modification date	25.06.2021	Kunde Customer Indianapolis Blue Marble USA		KHS	Potential 4.x Ein +S Potential 4.x On +S		Auftragsnummer Order Number K-89407962-000100	Vorherige Seite Previous page 31	Folgeblatt Next Sheet 37	
Name Name	T. Braun	Name Name	schoeffel						Maschine Machine Innofill Can C	=1FD005	+S1	Blatt Sheet 35
Version Version	14	Prüfung Check										

Potential 5.x Ein
Potential 5.x On

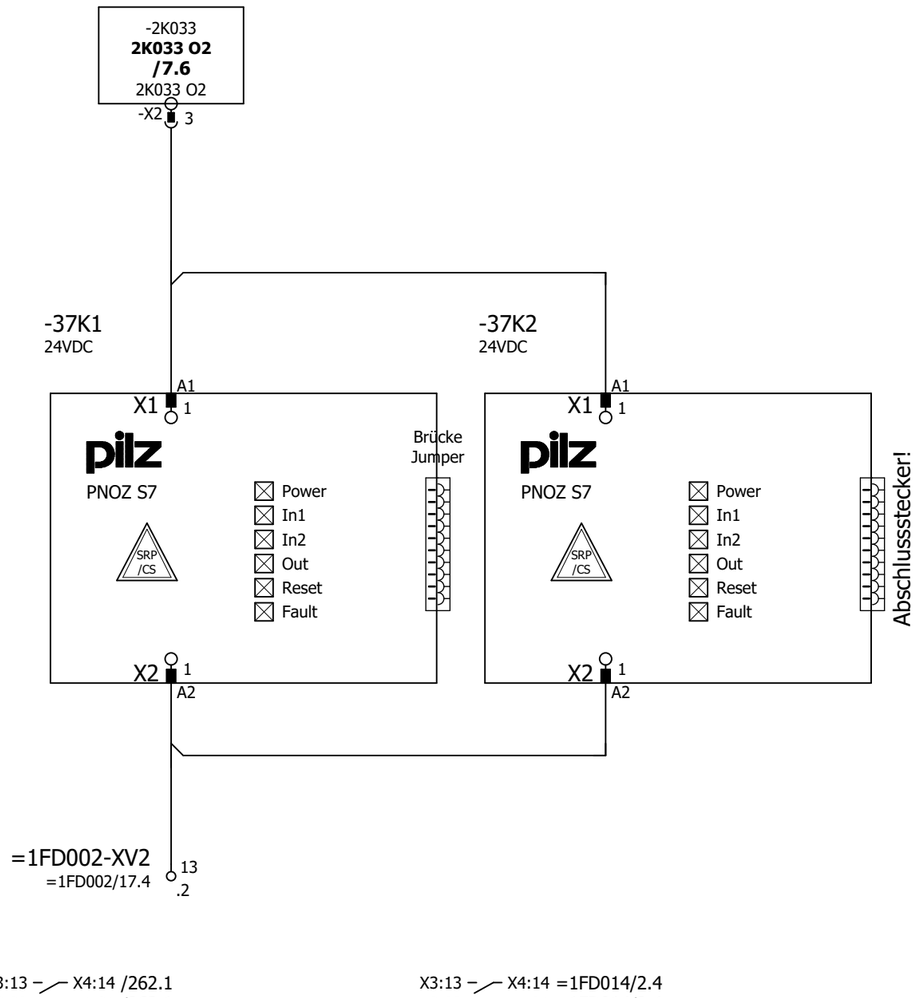

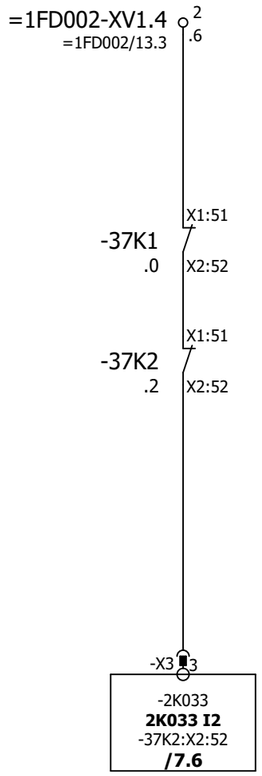

X3:13 – X4:14 /262.1
X3:23 – X4:24 /262.1
X3:33 – X4:34 /262.2
X1:43 – X2:44 /262.3
X1:51 – X2:52 .6

X3:13 – X4:14 =1FD014/2.4
X3:23 – X4:24 =1FD014/2.4
X3:33 – X4:34
X1:43 – X2:44
X1:51 – X2:52 .6

Rückführung
Potential 5.x
Return Potential
5.x

Schutzvermerk ISO 16016 beachten / Refer to protection notice ISO 16016.

0		1		2	3	4	5	6	7	8	9		
Erstellungsdatum Date of creation	11.03.2021	Änderungsdatum Modification date	25.06.2021	Kunde Customer Indianapolis Blue Marble USA		KHS	Potential 5.x Ein +S Potential 5.x On +S		Auftragsnummer Order Number K-89407962-000100		Vorherige Seite Previous page 35	Folgeblatt Next Sheet 42	
Name Name	T. Braun	Name Name	schoeffel										
Version Version	14	Prüfung Check							Maschine Machine Innofill Can C		=1FD005	+S1	Blatt Sheet 37

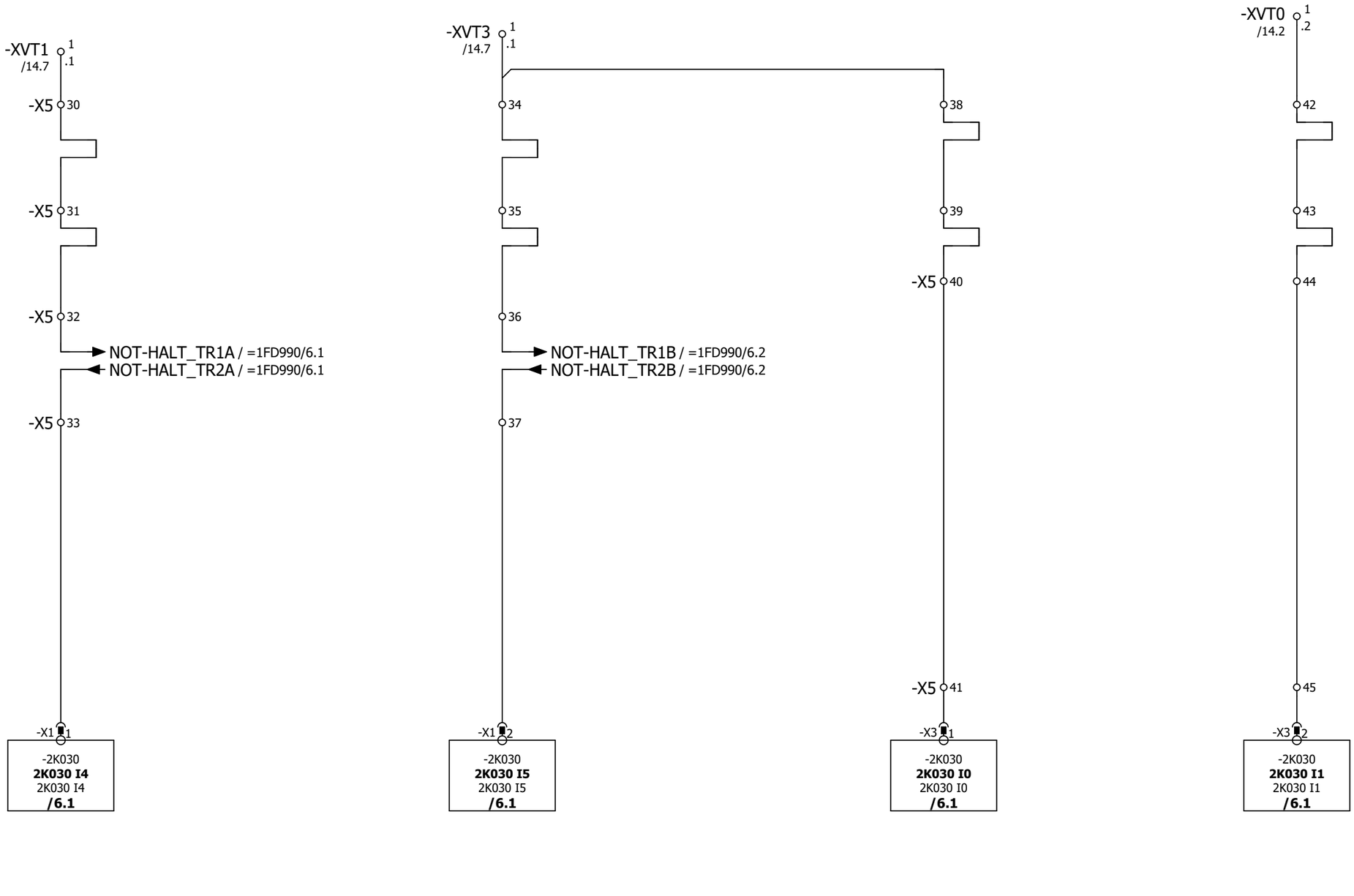

Kein Not-Halt
Fremdmaschine
No Emergency
stop External Machine

Kein Not-Halt
Fremdmaschine
No Emergency
stop External Machine

Sicherer Zustand
Kanal A
safety Status
channel A

Sicherer Zustand
Kanal B
safety Status
channel B

0		1		2	3	4	5	6	7	8	9	
Erstellungsdatum Date of creation	23.02.2021	Änderungsdatum Modification date	23.03.2021	Kunde Customer Indianapolis Blue Marble USA		KHS	Sicherheit Fremdmaschine Safety External Machine		Auftragsnummer Order Number K-89407962-000100	Vorherige Seite Previous page 37	Folgeblatt Next Sheet 44	
Name Name	T. Braun	Name Name	schoeffel						Maschine Machine Innofill Can C	=1FD005	+S1	Blatt Sheet 42
Version Version	14	Prüfung Check										

Schutzvermerk ISO 16016 beachten / Refer to protection notice ISO 16016.

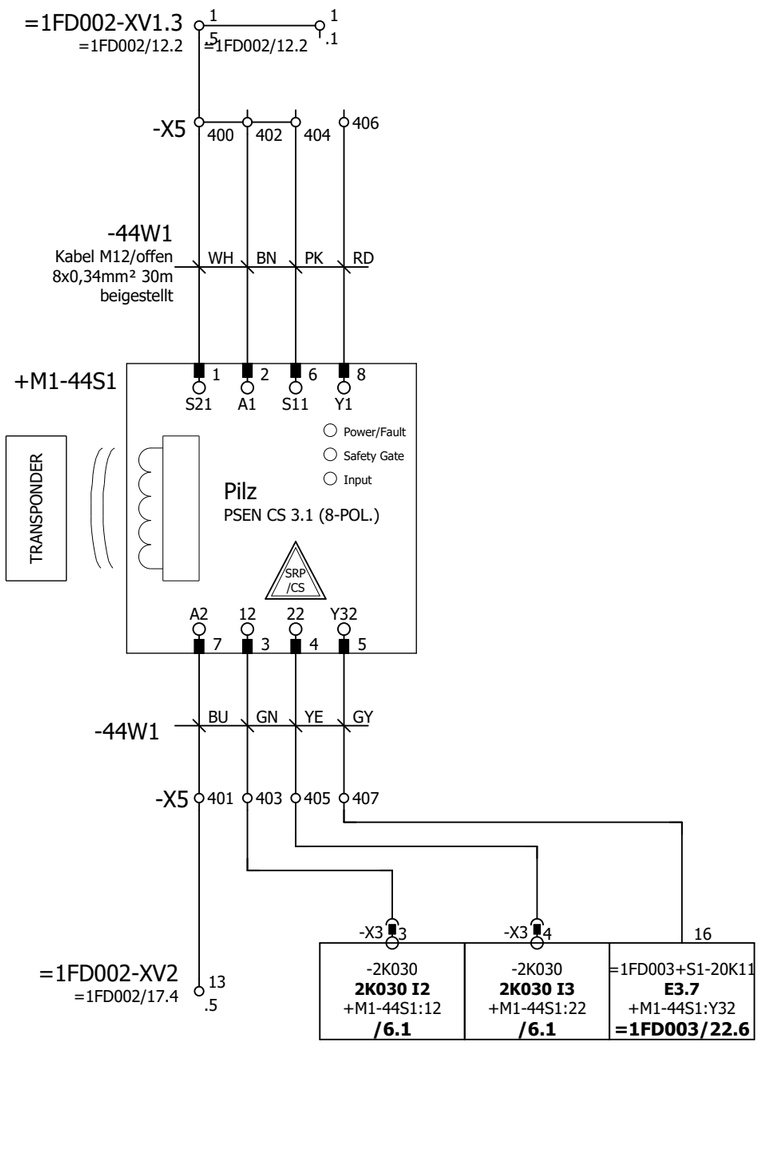

Sicherheit Service Kanal B
Safety Service channel B

Sicherheit Service Kanal A
Safety Service channel A

Service Tür
Service Door

Schutzvermerk ISO 16016 beachten / Refer to protection notice ISO 16016.

0		1		2	3	4	5	6	7	8	9		
Erstellungsdatum Date of creation	23.02.2021	Änderungsdatum Modification date	25.06.2021	Kunde Customer Indianapolis Blue Marble USA		KHS	Sicherheit Service Safety Service		Auftragsnummer Order Number K-89407962-000100	Vorherige Seite Previous page 42	Folgeblatt Next Sheet 48		
Name Name	T. Braun	Name Name	schoeffel						Maschine Machine Innofill Can C	=1FD005	+S1	Blatt Sheet	44
Version Version	14	Prüfung Check											

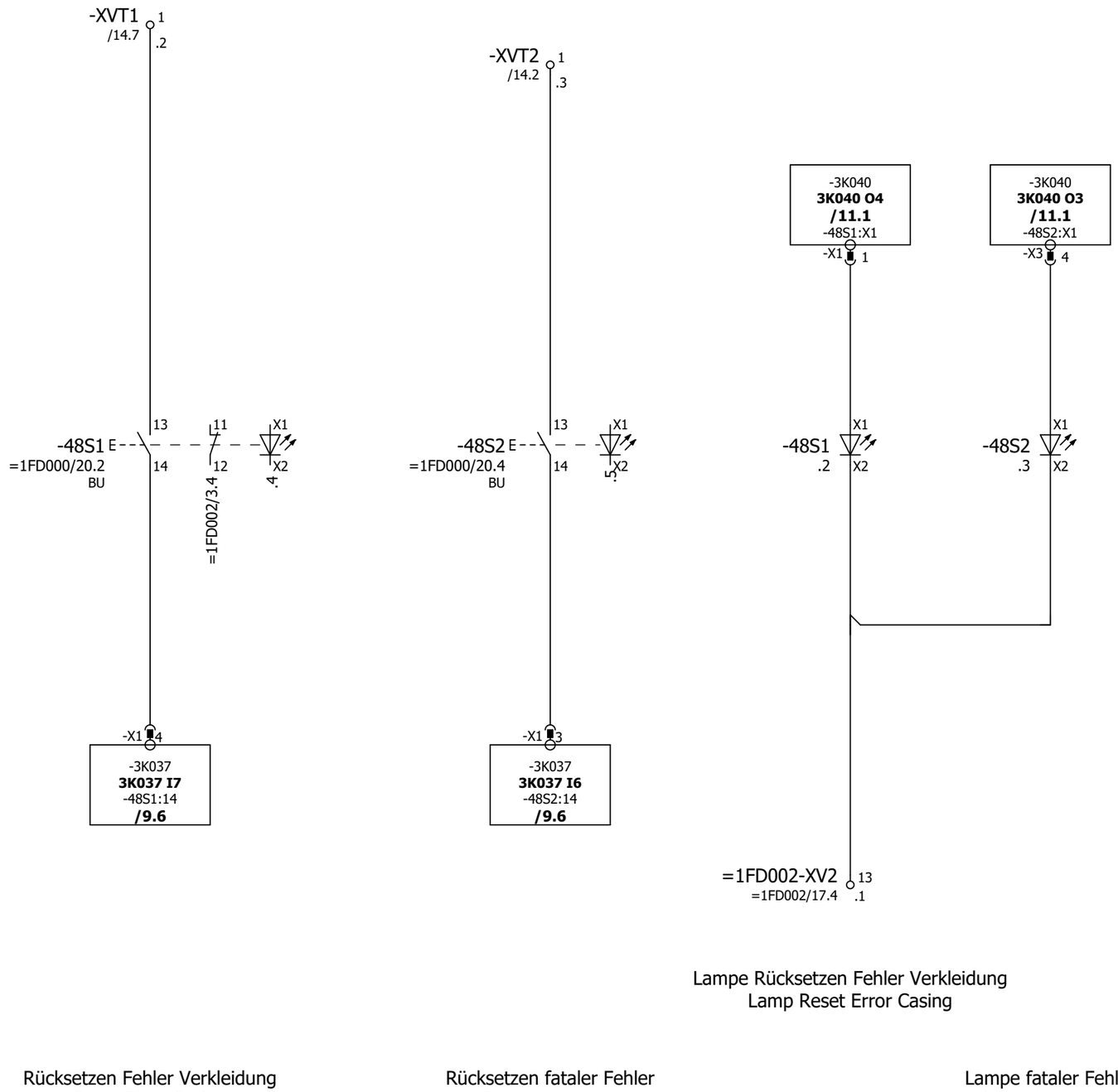

Lampe Rücksetzen Fehler Verkleidung
Lamp Reset Error Casing

Rücksetzen Fehler Verkleidung
Reset Error Casing

Rücksetzen fataler Fehler
Reset fatal error

Lampe fataler Fehler
Lamp fatal error

Schutzvermerk ISO 16016 beachten / Refer to protection notice ISO 16016.

0		1		2	3	4	5	6	7	8	9	
Erstellungsdatum Date of creation	23.02.2021	Änderungsdatum Modification date	25.06.2021	Kunde Customer Indianapolis Blue Marble USA		KHS	Fehler Rücksetzen Error Reset		Auftragsnummer Order Number K-89407962-000100	Vorherige Seite Previous page 44	Folgeblatt Next Sheet 54	
Name Name	T. Braun	Name Name	schoeffel						Maschine Machine Innofill Can C	=1FD005	+S1	Blatt Sheet 48
Version Version	14	Prüfung Check										

=1FD002-XV1.3 1
=1FD002/12.2 .2

Verkleidung +P100 Magnet Kanal A
Casing +P100 Magnet channel A

-2K034
2K034 O0
/8.1
2K034 O0
-X2 1

-X5 100 101

-54W1
Kabel M12/offen
8x0,25mm² 30m
intern
PK BN

55X101_X1_6
55.0

55X101_X1_2
55.0

55.0
55X101_X1_3

55.0
55X101_X1_4

55.0
55X101_X1_5

-54W1 GN YE GY

102 103 104

-X3 1

-2K034
2K034 I0
2K034 I0
/8.1

-X3 2

-2K034
2K034 I1
2K034 I1
/8.1

RX/TX
74.7

Verkleidung +P100 Magnet Kanal B
Casing +P100 Magnet channel B

-2K034
2K034 O1
/8.1
2K034 O1
-X2 2

105

-54W1 WH

55X101_X1_1
55.0

55.0
55X101_X1_7

-54W1 BU

106

28.2
TX

-54W1 RD

107

55X101_X1_8
55.0

=1FD002-XV2 8
=1FD002/16.9 .1

Rückmeldung Verkleidung +P100 geschlossen Kanal B
feedback Casing +P100 closed channel B

Rückmeldung Verkleidung +P100 geschlossen Kanal A
feedback Casing +P100 closed channel A

Schutzvermerk ISO 16016 beachten / Refer to protection notice ISO 16016.

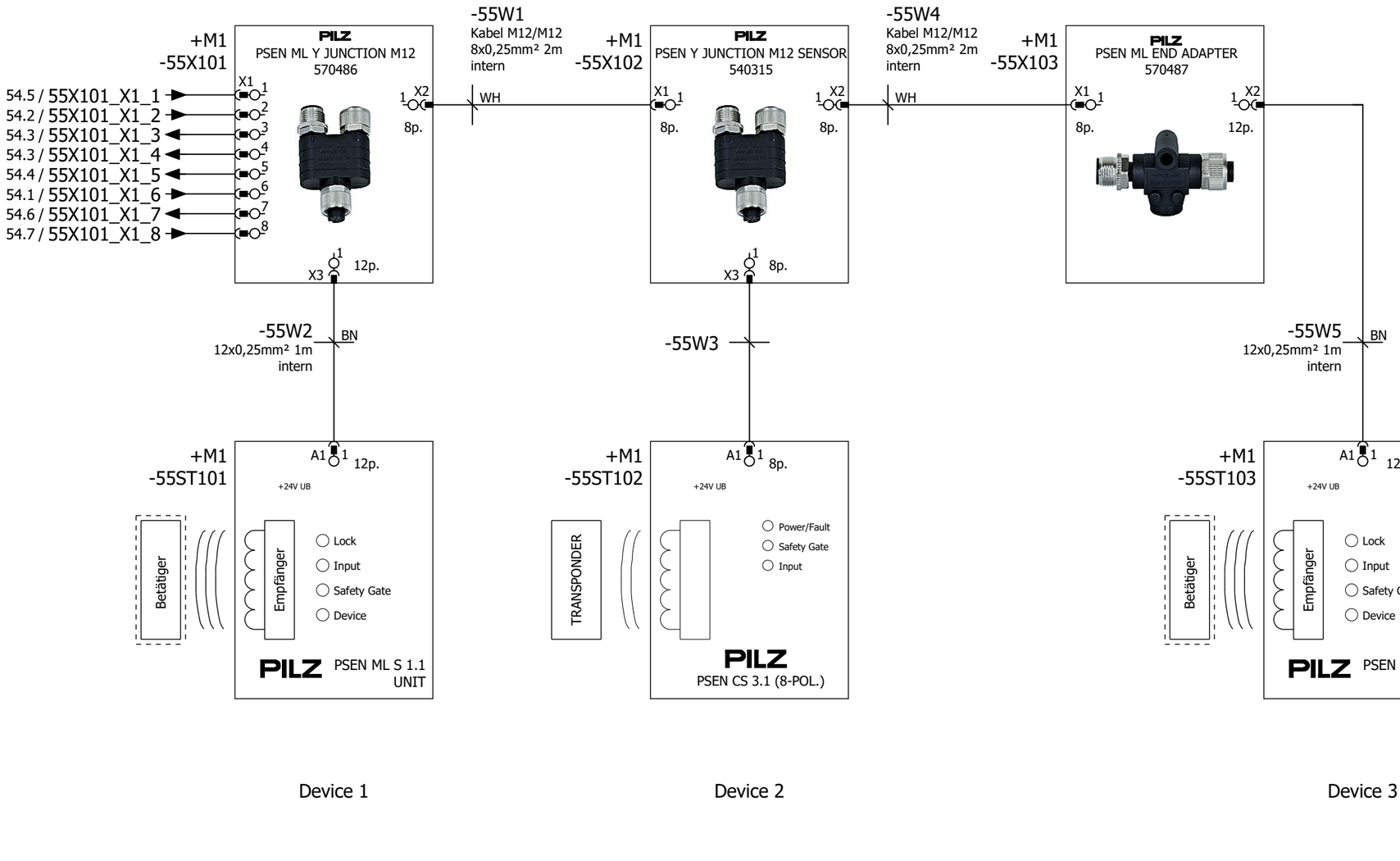

Device 1

Device 2

Device 3

Schutzvermerk ISO 16016 beachten / Refer to protection notice ISO 16016.

0		1		2	3	4	5	6	7	8	9	
Erstellungsdatum Date of creation	23.02.2021	Änderungsdatum Modification date	25.06.2021	Kunde Customer Indianapolis Blue Marble USA		KHS	Verkleidung Bereich +P100 Casing Area +P100		Auftragsnummer Order Number K-89407962-000100		Vorherige Seite Previous page 54	Folgeblatt Next Sheet 59
Name Name	T. Braun	Name Name	schoeffel						Maschine Machine Innofill Can C	=1FD005	+S1	Blatt Sheet 55
Version Version	14	Prüfung Check										

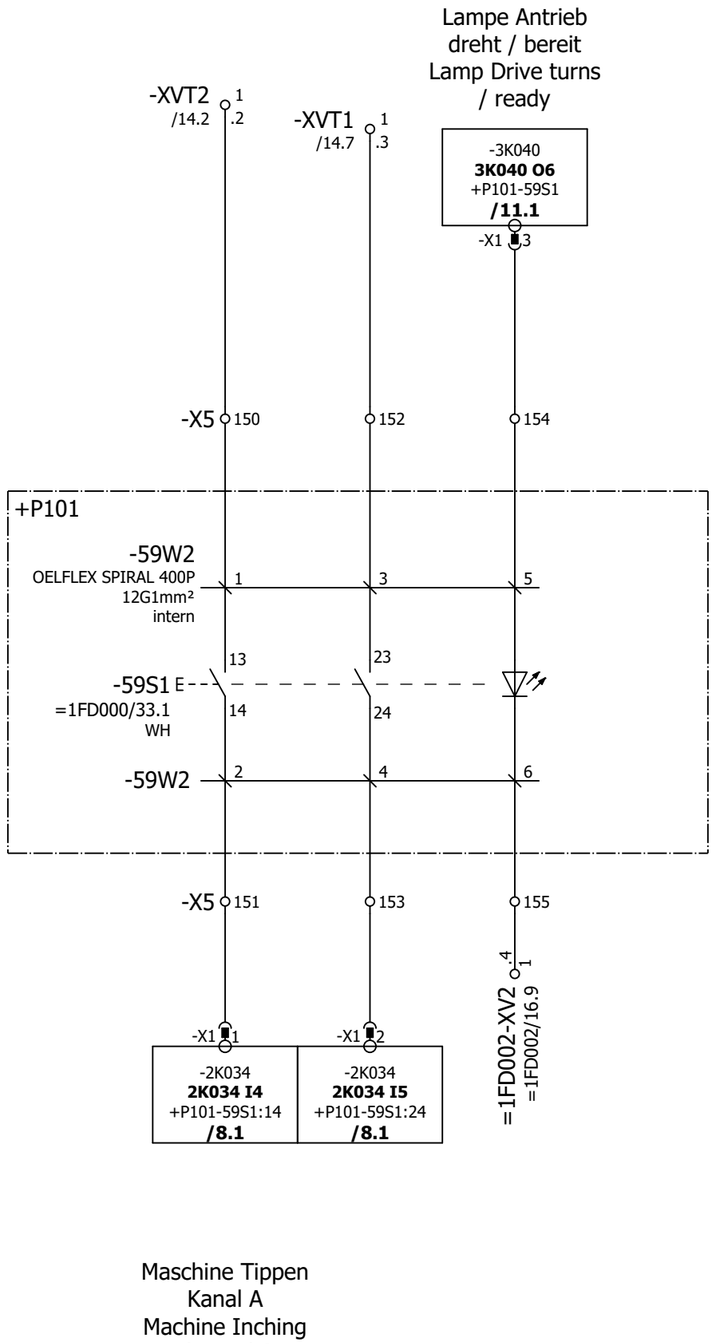

Maschine Tippen
Kanal A
Machine Inching
channel A

Maschine Tippen
Kanal B
Machine Inching
channel B

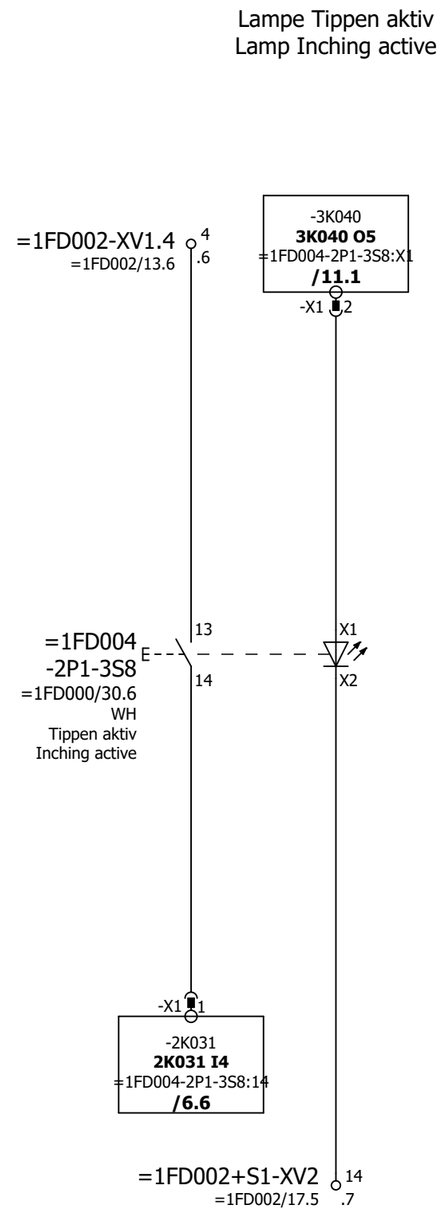

Tippen aktiv
Inching active

Schutzvermerk ISO 16016 beachten / Refer to protection notice ISO 16016.

0		1		2	3	4	5	6	7	8	9	
Erstellungsdatum Date of creation	23.02.2021	Änderungsdatum Modification date	25.06.2021	Kunde Customer Indianapolis Blue Marble USA	KHS	Tipptaster Bereich 100 Tip button Area 100			Auftragsnummer Order Number K-89407962-000100	Vorherige Seite Previous page 55	Folgeblatt Next Sheet 60	
Name Name	T. Braun	Name Name	schoeffel						Maschine Machine Innofill Can C	=1FD005	+S1	Blatt Sheet 59
Version Version	14	Prüfung Check										

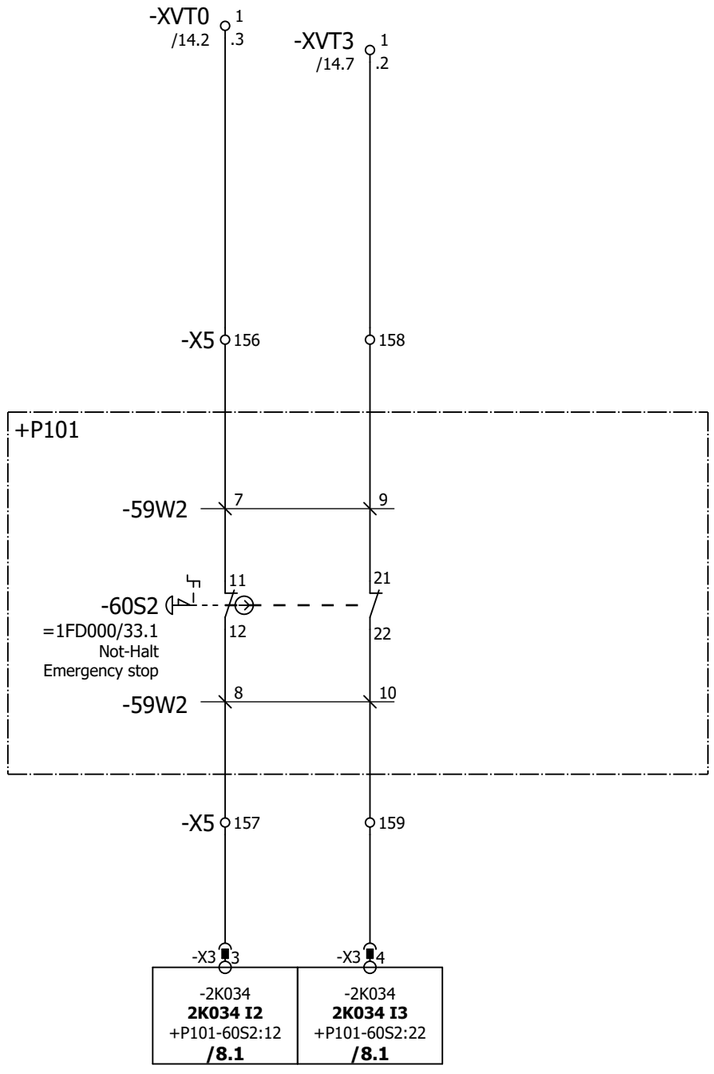

Not-Halt
Kanal A
Emergency
stop channel A

Not-Halt
Kanal B
Emergency stop
channel B

Schutzvermerk ISO 16016 beachten / Refer to protection notice ISO 16016.

0		1		2	3	4	5	6	7	8	9	
Erstellungsdatum Date of creation	23.02.2021	Änderungsdatum Modification date	25.06.2021	Kunde Customer Indianapolis Blue Marble USA		KHS	Not-Halt Bereich 100 Emergency stop Area 100		Auftragsnummer Order Number K-89407962-000100	Vorherige Seite Previous page 59	Folgeblatt Next Sheet 61	
Name Name	T. Braun	Name Name	schoeffel						Maschine Machine Innofill Can C	=1FD005	+S1	Blatt Sheet 60
Version Version	14	Prüfung Check										

Lampe Tür offen
Verkleidung / Bereich 100
Lamp Door open
Casing / Area 100

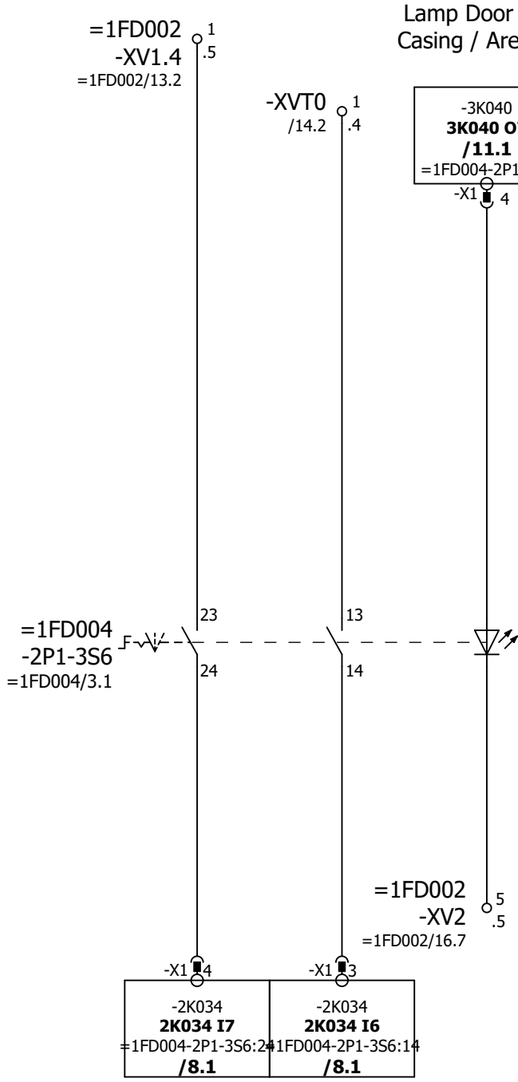

Verkleidung Bereich 100
öffnen
Casing Area 100 open

Verkleidung Bereich 100
Quittieren
Casing Area 100 acknowledge

Schutzvermerk ISO 16016 beachten / Refer to protection notice ISO 16016.

0		1		2	3	4	5	6	7	8	9	
Erstellungsdatum Date of creation	23.02.2021	Änderungsdatum Modification date	19.05.2021	Kunde Customer Indianapolis Blue Marble USA		KHS	Verkleidung öffnen / Quittieren Bereich 100 Casing open / acknowledge Area 100		Auftragsnummer Order Number K-89407962-000100	Vorherige Seite Previous page 60	Folgeblatt Next Sheet 74	
Name Name	T. Braun	Name Name	schoeffel						Maschine Machine Innofill Can C	=1FD005	+S1	Blatt Sheet 61
Version Version	14	Prüfung Check										

=1FD002-XV1.3 1.3
=1FD002/12.2

Verkleidung +P200 Magnet Kanal A
Casing +P200 Magnet channel A

-2K035
2K035 O0
/8.6
2K035 O0
-X2 1

-X5 200 201

-74W1
Kabel M12/offen
8x0,25mm² 30m
intern
PK BN

75X201_X1_6
75.0

75X201_X1_2
75.0

75.0 75X201_X1_3
75.0 75X201_X1_4
75.0 75X201_X1_5

-74W1 GN YE GY

202 203 204

-X3 1
-2K035
2K035 I0
2K035 I0
/8.6

-X3 2
-2K035
2K035 I1
2K035 I1
/8.6

Verkleidung +P200 Magnet Kanal B
Casing +P200 Magnet channel B

-2K035
2K035 O1
/8.6
2K035 O1
-X2 2

205

-74W1 WH

RX/TX
94.7

75X201_X1_1
75.0

75.0 75X201_X1_7
-74W1 BU
206

54.4 RX/TX
-74W1 RD
207

75X201_X1_8
75.0

=1FD002-XV2 8.3
=1FD002/16.9

Rückmeldung Verkleidung +P200 geschlossen Kanal B
feedback Casing +P200 closed channel B

Rückmeldung Verkleidung +P200 geschlossen Kanal A
feedback Casing +P200 closed channel A

Schutzvermerk ISO 16016 beachten / Refer to protection notice ISO 16016.

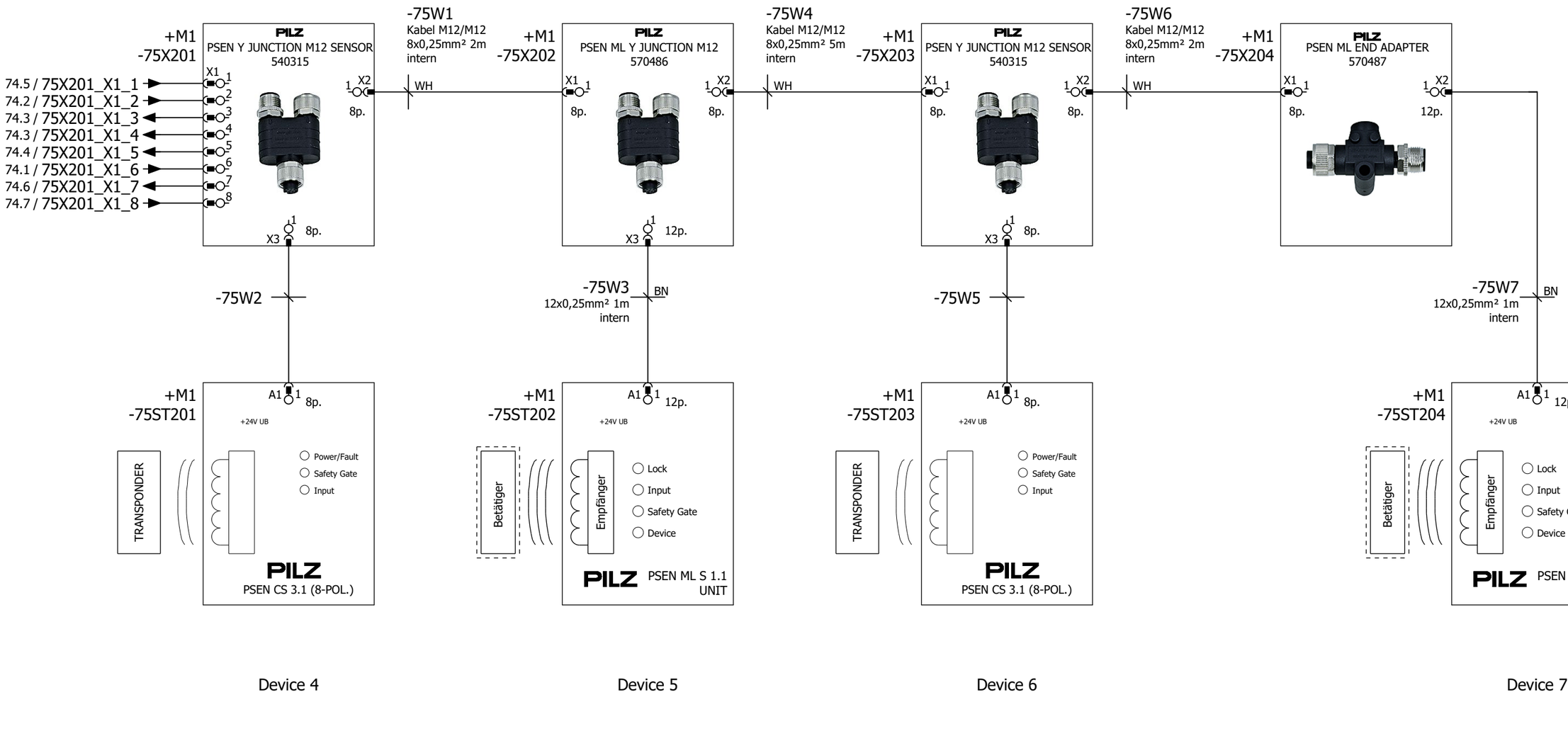

Device 4

Device 5

Device 6

Device 7

Schutzvermerk ISO 16016 beachten / Refer to protection notice ISO 16016.

0		1		2	3	4	5	6	7	8	9	
Erstellungsdatum Date of creation	23.02.2021	Änderungsdatum Modification date	25.06.2021	Kunde Customer Indianapolis Blue Marble USA		KHS	Verkleidung Bereich +P200 Casing Area +P200		Auftragsnummer Order Number K-89407962-000100		Vorherige Seite Previous page 74	Folgeblatt Next Sheet 79
Name Name	T. Braun	Name Name	schoeffel									
Version Version	14	Prüfung Check							Maschine Machine Innofill Can C	=1FD005	+S1	Blatt Sheet 75

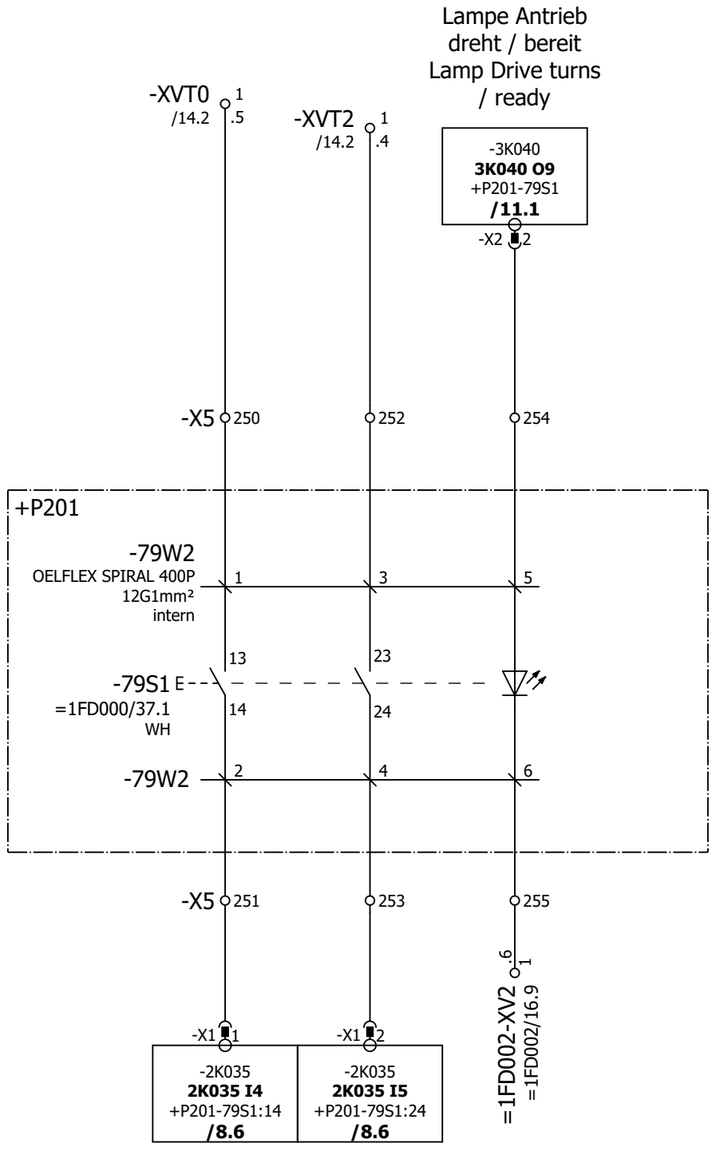

Maschine Tippen
Kanal A
Machine Inching
channel A

Maschine Tippen
Kanal B
Machine Inching
channel B

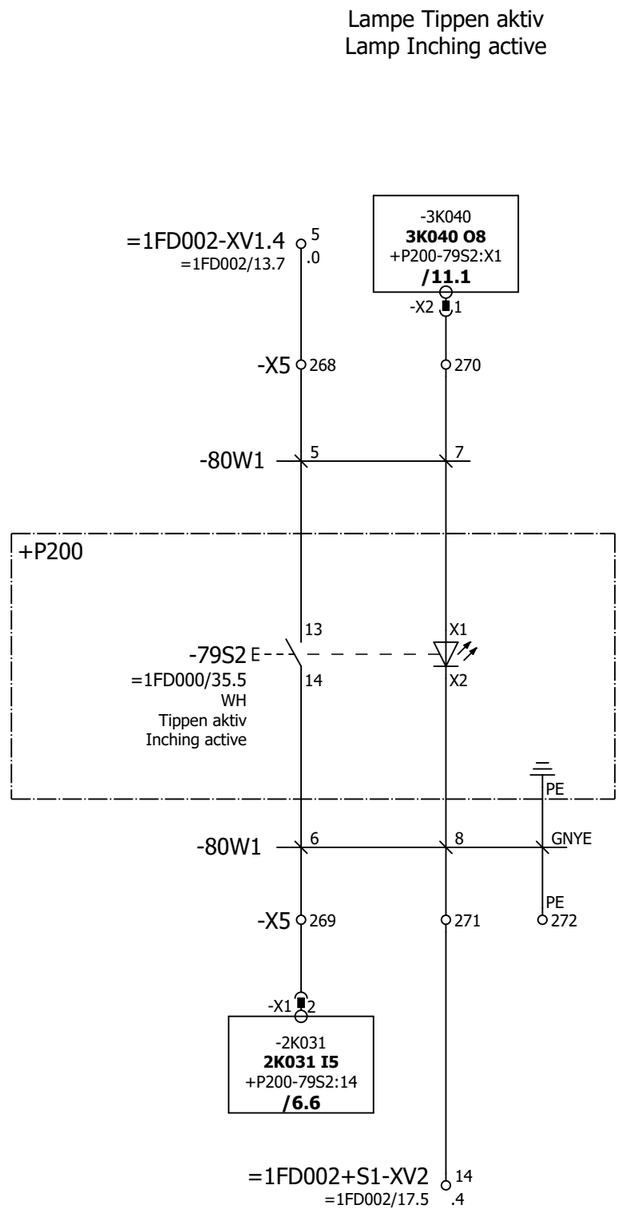

Tippen aktiv
Inching active

Schutzvermerk ISO 16016 beachten / Refer to protection notice ISO 16016.

0		1		2	3	4	5	6	7	8	9	
Erstellungsdatum Date of creation	23.02.2021	Änderungsdatum Modification date	25.06.2021	Kunde Customer Indianapolis Blue Marble USA		KHS	Tipptaster Bereich 200 Tip button Area 200		Auftragsnummer Order Number K-89407962-000100	Vorherige Seite Previous page 75	Folgeblatt Next Sheet 80	
Name Name	T. Braun	Name Name	schoeffel						Maschine Machine Innofill Can C	=1FD005	+S1	Blatt Sheet 79
Version Version	14	Prüfung Check										

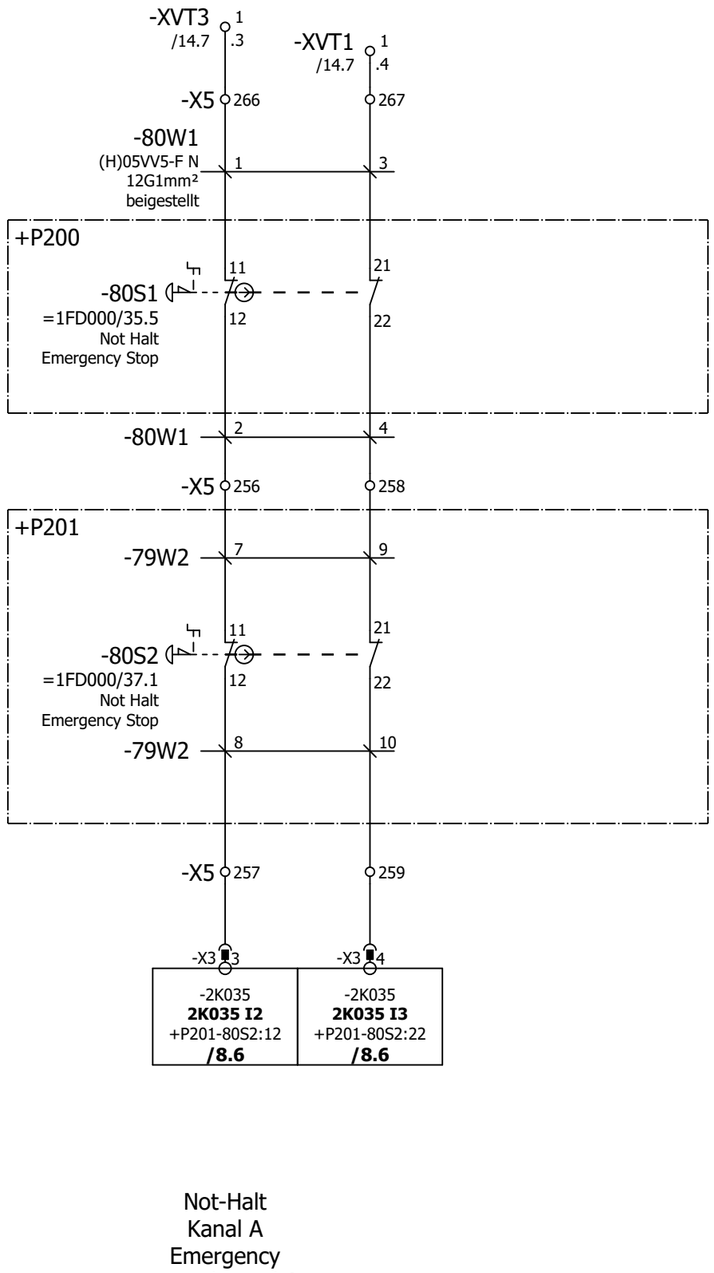

Not-Halt
Kanal A
Emergency
stop channel A

Not-Halt
Kanal B
Emergency
stop channel B

Schutzvermerk ISO 16016 beachten / Refer to protection notice ISO 16016.

0		1		2	3	4	5	6	7	8	9	
Erstellungsdatum Date of creation	23.02.2021	Änderungsdatum Modification date	25.06.2021	Kunde Customer Indianapolis Blue Marble USA		KHS	Not-Halt Bereich 200 Emergency stop Area 200		Auftragsnummer Order Number K-89407962-000100	Vorherige Seite Previous page 79	Folgeblatt Next Sheet 81	
Name Name	T. Braun	Name Name	schoeffel						Maschine Machine Innofill Can C	=1FD005	+S1	Blatt Sheet 80
Version Version	14	Prüfung Check										

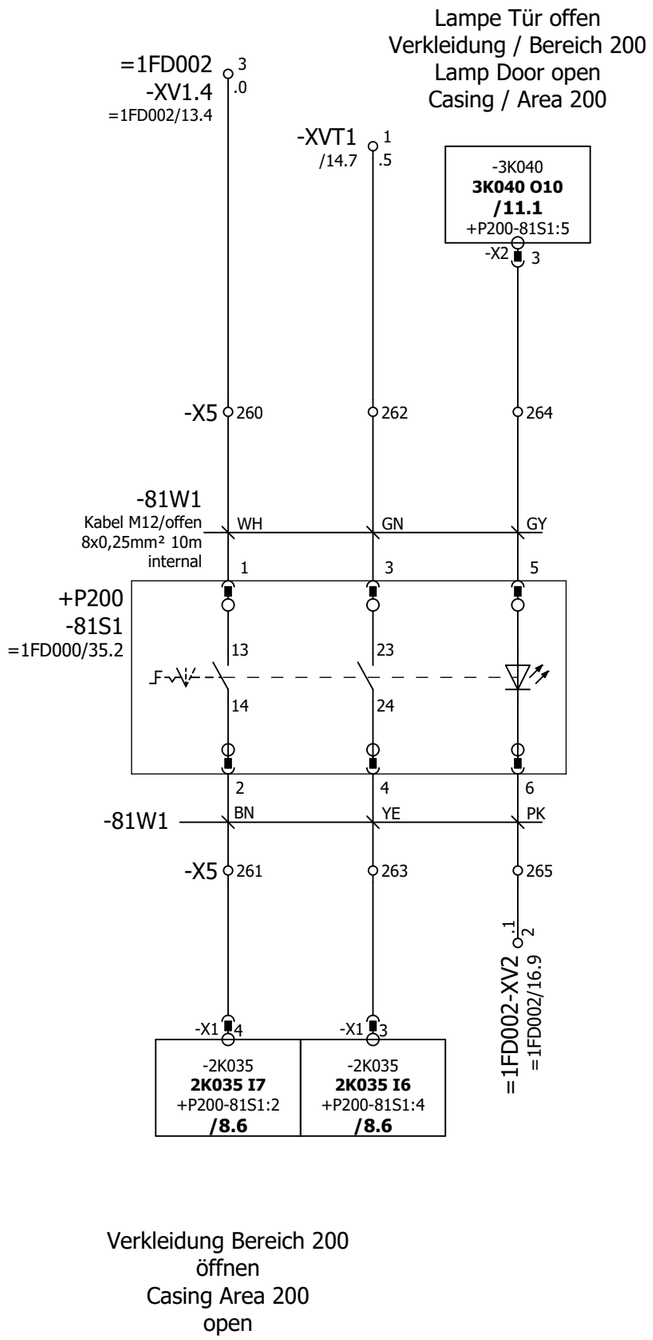

Verkleidung Bereich 200
öffnen
Casing Area 200
open

Verkleidung Bereich 200
Quittieren
Casing Area 200 acknowledge

Schutzvermerk ISO 16016 beachten / Refer to protection notice ISO 16016.

0		1		2	3	4	5	6	7	8	9	
Erstellungsdatum Date of creation	23.02.2021	Änderungsdatum Modification date	19.05.2021	Kunde Customer Indianapolis Blue Marble USA		KHS	Verkleidung öffnen / Quittieren Bereich 200 Casing open / acknowledge Area 200		Auftragsnummer Order Number K-89407962-000100	Vorherige Seite Previous page 80	Folgeblatt Next Sheet 94	
Name Name	T. Braun	Name Name	schoeffel						Maschine Machine Innofill Can C	=1FD005	+S1	Blatt Sheet 81
Version Version	14	Prüfung Check										

=1FD002-XV1.3 1
=1FD002/12.2 .4

Verkleidung +P300 Magnet Kanal A
Casing +P300 Magnet channel A

-2K036
2K036 O0
/9.1
2K036 O0
-X2 1

-X5 300 301

-94W1
Kabel M12/offen
8x0,25mm² 30m
intern
PK BN

95X301_X1_6
95.0

95X301_X1_2
95.0

95.0 95X301_X1_3
95.0 95X301_X1_4
95.0 95X301_X1_5

-94W1 GN YE GY

302 303 304

-X3 1
-2K036
2K036 I0
2K036 I0
/9.1

-X3 2
-2K036
2K036 I1
2K036 I1
/9.1

Rückmeldung Verkleidung +P300 geschlossen Kanal B
feedback Casing +P300 closed channel B

Rückmeldung Verkleidung +P300 geschlossen Kanal A
feedback Casing +P300 closed channel A

Verkleidung +P300 Magnet Kanal B
Casing +P300 Magnet channel B

-2K036
2K036 O1
/9.1
2K036 O1
-X2 2

305

-94W1 WH

95X301_X1_1
95.0

RX
28.2

95.0 95X301_X1_7

-94W1 BU

306

74.4 RX/TX

-94W1 RD

307

95X301_X1_8
95.0

=1FD002-XV2 8
=1FD002/16.9 .5

Schutzvermerk ISO 16016 beachten / Refer to protection notice ISO 16016.

0		1		2	3	4	5	6	7	8	9	
Erstellungsdatum Date of creation	23.02.2021	Änderungsdatum Modification date	25.06.2021	Kunde Customer Indianapolis Blue Marble USA		KHS	Verkleidung Bereich +P300 Casing Area +P300		Auftragsnummer Order Number K-89407962-000100	Vorherige Seite Previous page 81	Folgeblatt Next Sheet 95	
Name Name	T. Braun	Name Name	schoeffel									
Version Version	14	Prüfung Check							Maschine Machine Innofill Can C	=1FD005	+S1	Blatt Sheet 94

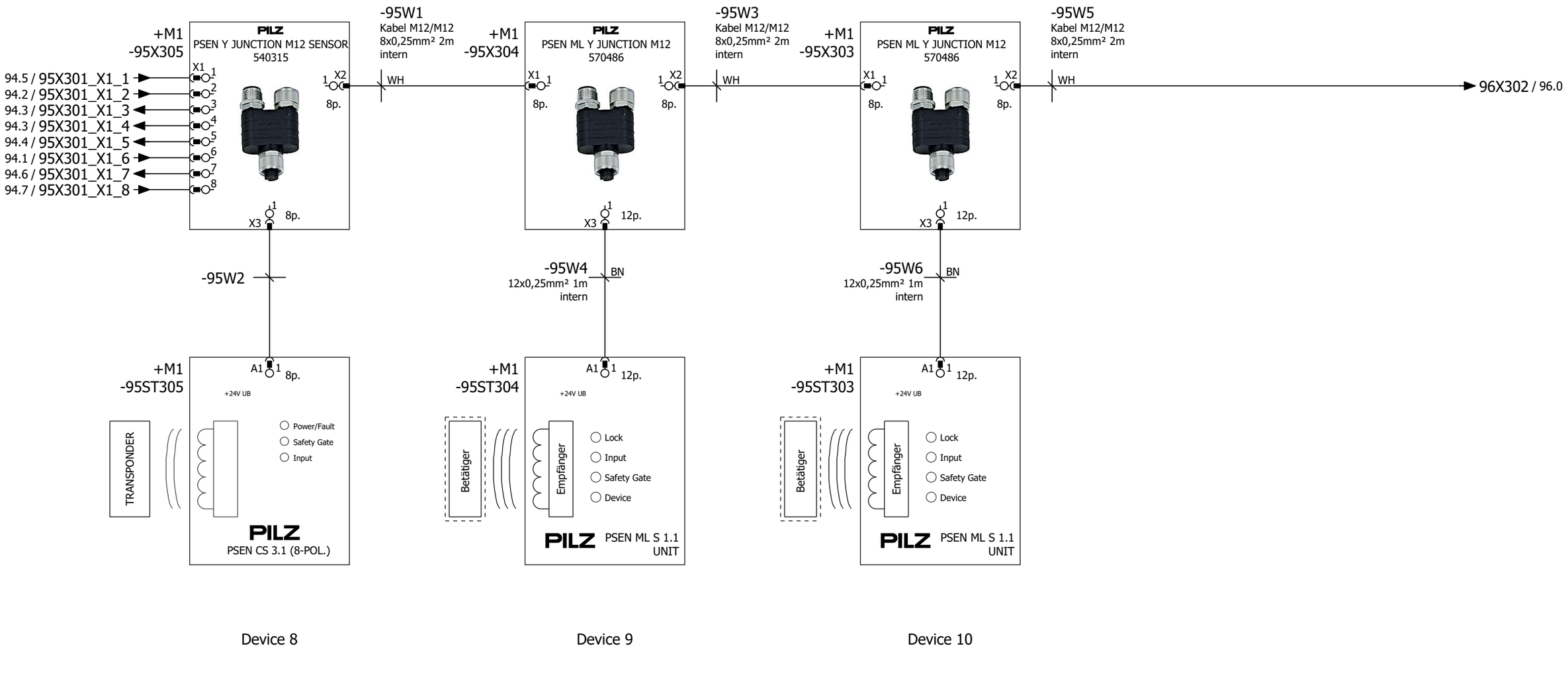

Device 8

Device 9

Device 10

Schutzvermerk ISO 16016 beachten / Refer to protection notice ISO 16016.

0		1		2	3	4	5	6	7	8	9	
Erstellungsdatum Date of creation	23.02.2021	Änderungsdatum Modification date	25.06.2021	Kunde Customer Indianapolis Blue Marble USA		KHS	Verkleidung Bereich +P300 Casing Area +P300		Auftragsnummer Order Number K-89407962-000100		Vorherige Seite Previous page 94	Folgeblatt Next Sheet 96
Name Name	T. Braun	Name Name	schoeffel									
Version Version	14	Prüfung Check							Maschine Machine Innofill Can C	=1FD005	+S1	Blatt Sheet 95

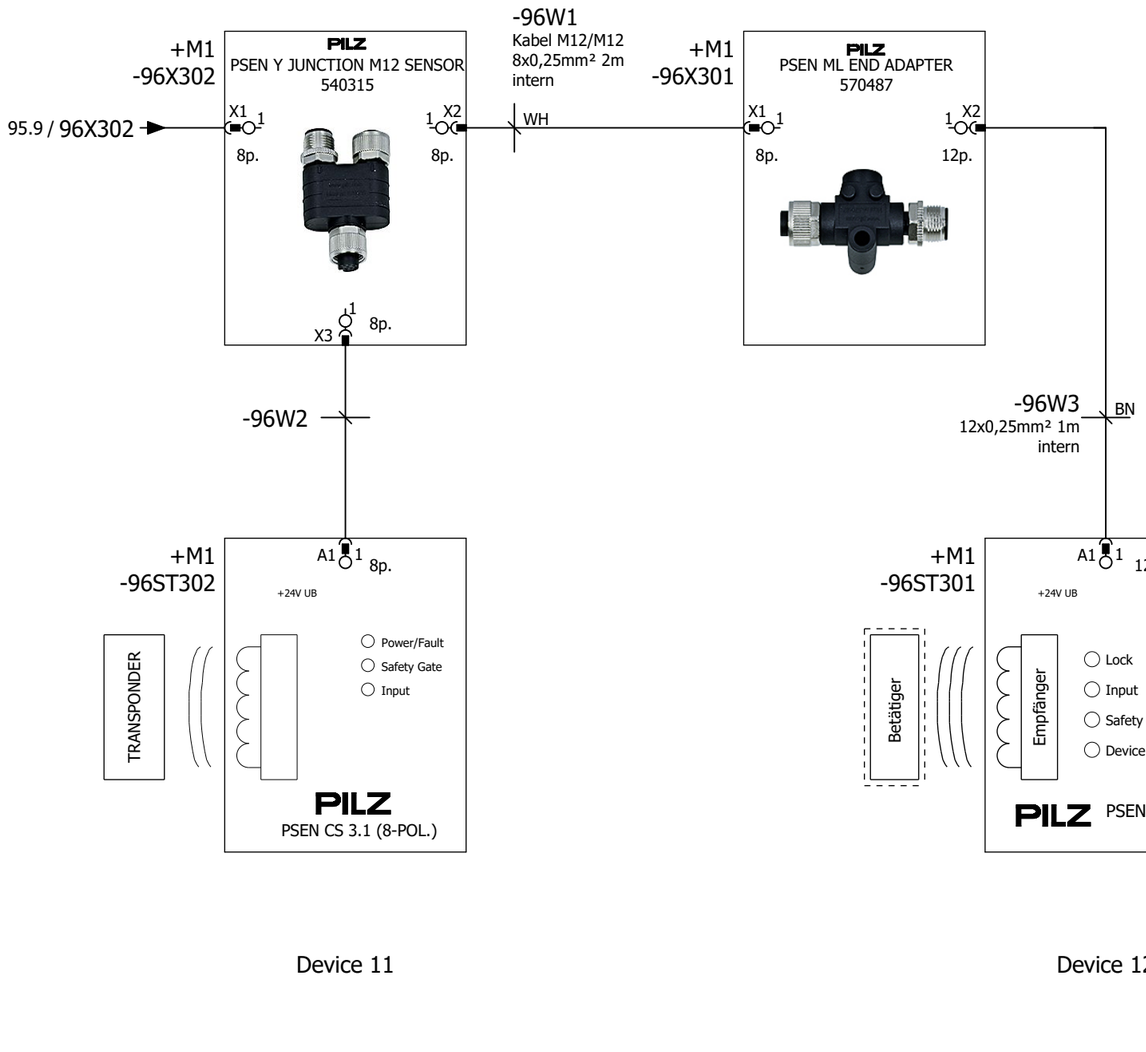

Device 11

Device 12

Schutzvermerk ISO 16016 beachten / Refer to protection notice ISO 16016.

0		1		2	3	4	5	6	7	8	9	
Erstellungsdatum Date of creation	04.03.2021	Änderungsdatum Modification date	25.06.2021	Kunde Customer Indianapolis Blue Marble USA		KHS	Verkleidung Bereich +P300 Casing Area +P300		Auftragsnummer Order Number K-89407962-000100	Vorherige Seite Previous page 95	Folgeblatt Next Sheet 99	
Name Name	T. Braun	Name Name	schoeffel						Maschine Machine Innofill Can C	=1FD005	+S1	Blatt Sheet 96
Version Version	14	Prüfung Check										

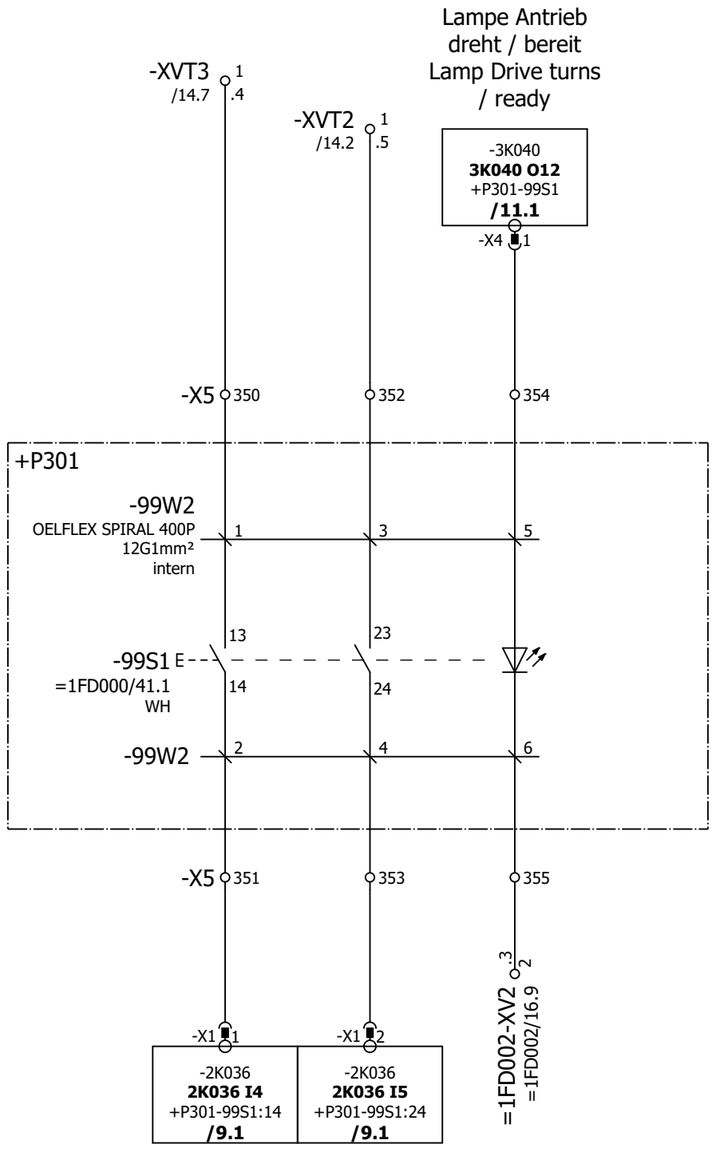

Maschine Tippen
Kanal A
Machine Inching
channel A

Maschine Tippen
Kanal B
Machine Inching
channel B

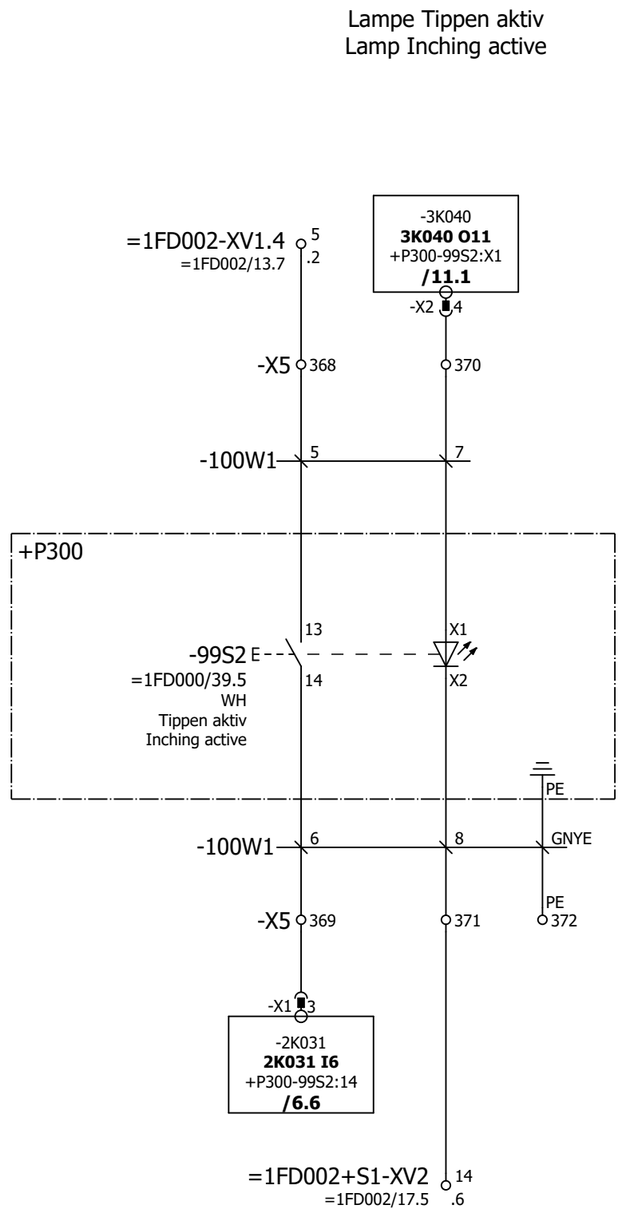

Tippen aktiv
Inching active

Schutzvermerk ISO 16016 beachten / Refer to protection notice ISO 16016.

0		1		2	3	4	5	6	7	8	9	
Erstellungsdatum Date of creation	09.03.2021	Änderungsdatum Modification date	25.06.2021	Kunde Customer Indianapolis Blue Marble USA		KHS	Tipptaster Bereich +P300 Tip button Area +P300		Auftragsnummer Order Number K-89407962-000100	Vorherige Seite Previous page 96	Folgeblatt Next Sheet 100	
Name Name	T. Braun	Name Name	schoeffel									
Version Version	14	Prüfung Check							Maschine Machine Innofill Can C	=1FD005	+S1	Blatt Sheet 99

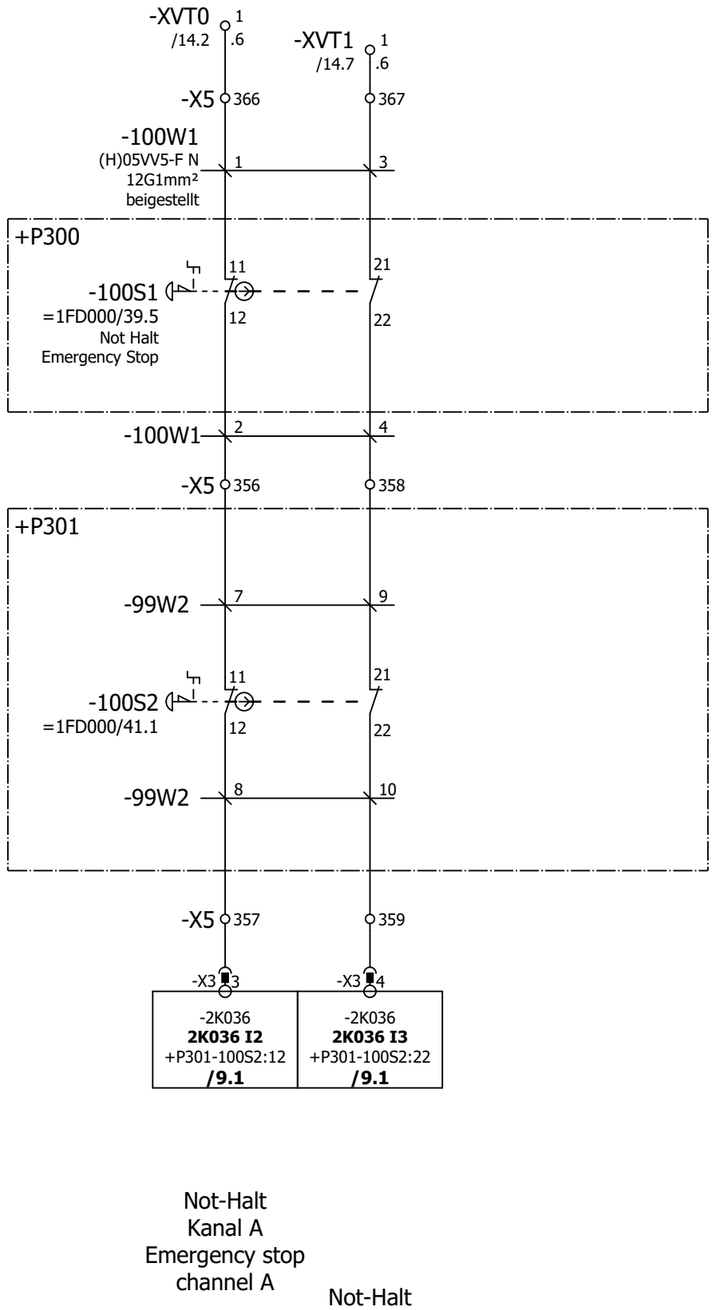

Not-Halt
Kanal A
Emergency stop
channel A

Not-Halt
Kanal B
Emergency stop
channel B

Schutzvermerk ISO 16016 beachten / Refer to protection notice ISO 16016.

0		1		2	3	4	5	6	7	8	9	
Erstellungsdatum Date of creation	09.03.2021	Änderungsdatum Modification date	25.06.2021	Kunde Customer Indianapolis Blue Marble USA		KHS	Not-Halt Bereich +P300 Emergency stop Area +P300		Auftragsnummer Order Number K-89407962-000100	Vorherige Seite Previous page 99	Folgeblatt Next Sheet 101	
Name Name	T. Braun	Name Name	schoeffel						Maschine Machine Innofill Can C	=1FD005	+S1	Blatt Sheet 100
Version Version	14	Prüfung Check										

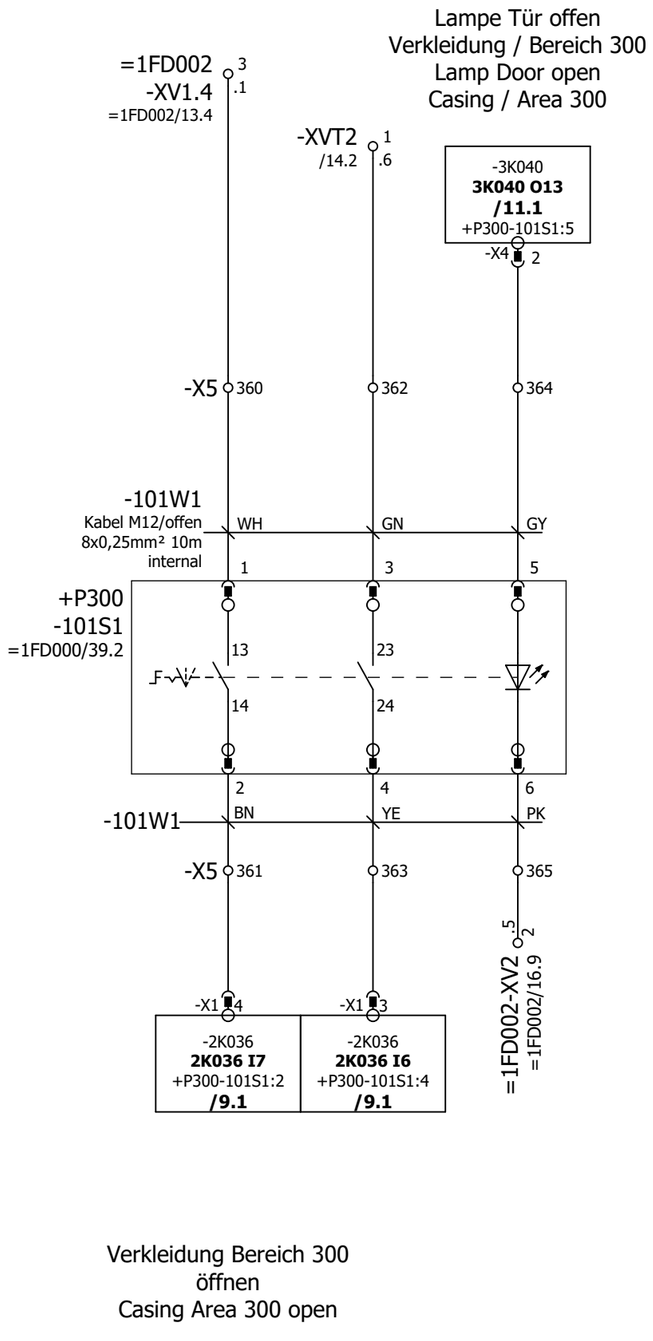

Verkleidung Bereich 300
öffnen
Casing Area 300 open

Verkleidung Bereich 300
Quittieren
Casing Area 300 acknowledge

Schutzvermerk ISO 16016 beachten / Refer to protection notice ISO 16016.

0		1		2	3	4	5	6	7	8	9		
Erstellungsdatum Date of creation	09.03.2021	Änderungsdatum Modification date	19.05.2021	Kunde Customer Indianapolis Blue Marble USA		KHS	Verkleidung öffnen / Quittieren Bereich +P300 Casing open / acknowledge Area +P300		Auftragsnummer Order Number K-89407962-000100	Vorherige Seite Previous page 100	Folgeblatt Next Sheet 260		
Name Name	T. Braun	Name Name	schoeffel						Maschine Machine Innofill Can C	=1FD005	+S1	Blatt Sheet	101
Version Version	14	Prüfung Check											

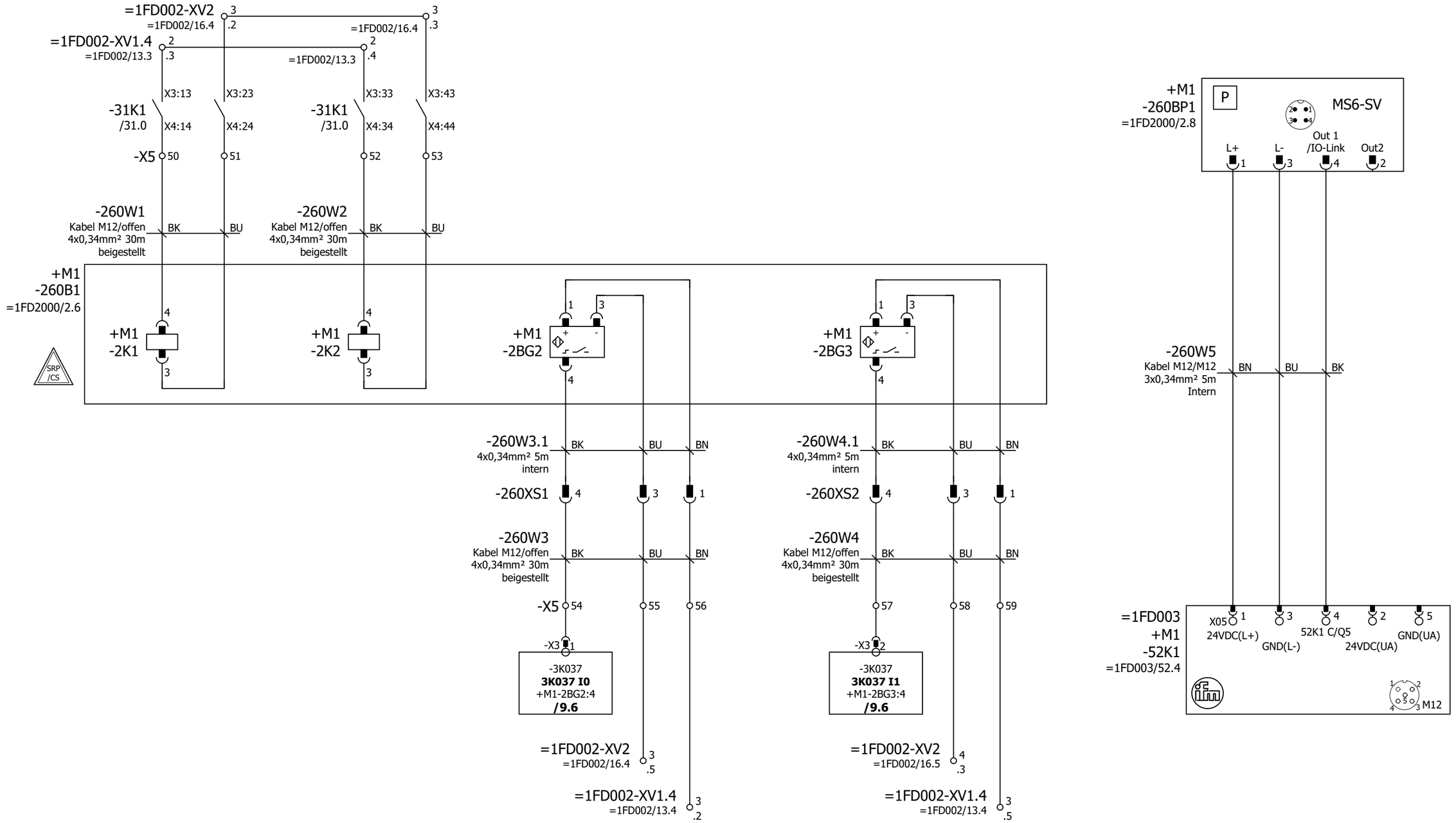

Potential 3.x
Sicherheitsventil 1
Potential 3.x
Relief valve 1

Potential 3.x
Sicherheitsventil 2
Potential 3.x
Relief valve 2

Potential 3.x
Rückmeldung A
Sicherheitsventil 1
Potential 3.x
feedback A
Relief valve 1

Potential 3.x
Rückmeldung B
Sicherheitsventil 2
Potential 3.x
feedback B
Relief valve 2

260BP1
Druckwächter Sicherheitsventil
Potential 3.x
260BP1
Pressure control device Relief
valve Potential 3.x

Schutzvermerk ISO 16016 beachten / Refer to protection notice ISO 16016.

0		1		2	3	4	5	6	7	8	9	
Erstellungsdatum Date of creation	03.03.2021	Änderungsdatum Modification date	25.06.2021	Kunde Customer Indianapolis Blue Marble USA		KHS	Sicherheitsventil Festo MS6 Potential 3.x Relief valve Festo MS6 Potential 3.x		Auftragsnummer Order Number K-89407962-000100	Vorherige Seite Previous page 101	Folgeblatt Next Sheet 261	
Name Name	T. Braun	Name Name	schoeffel						Maschine Machine Innofill Can C	=1FD005	+S1	Blatt Sheet 260
Version Version	14	Prüfung Check										

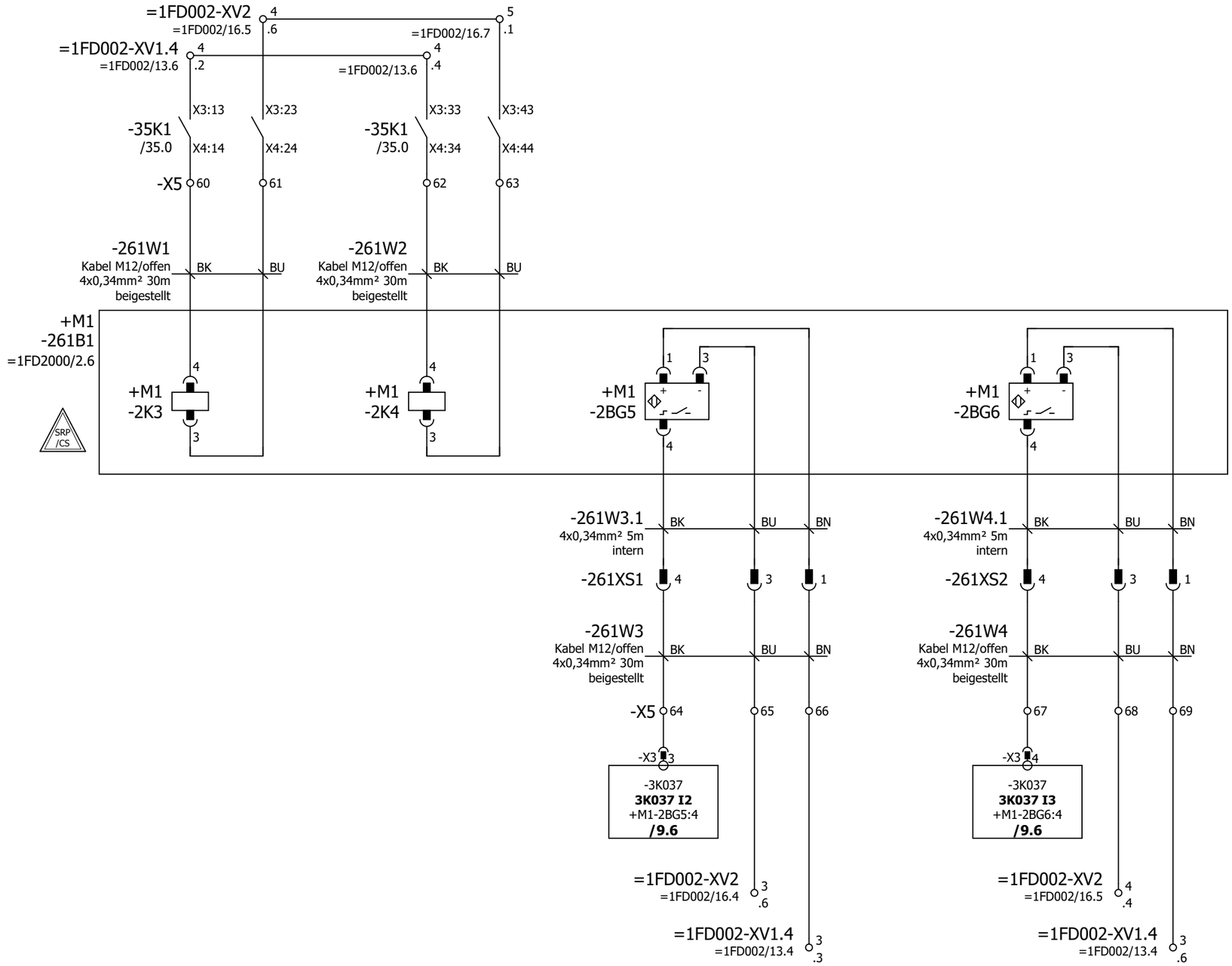

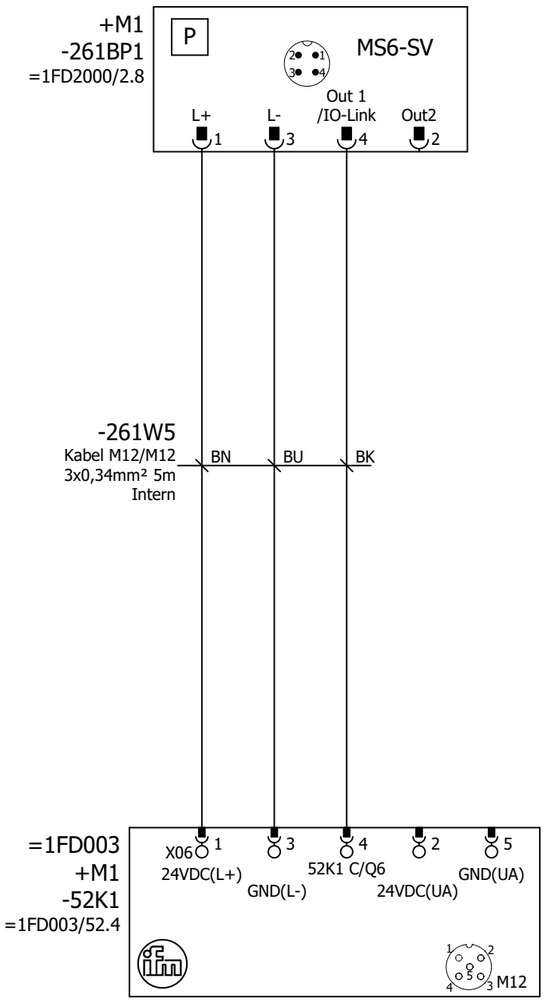

Potential 4.x
Sicherheitsventil 1
Potential 4.x
Relief valve 1

Potential 4.x
Sicherheitsventil 2
Potential 4.x
Relief valve 2

Potential 4.x
Rückmeldung A
Sicherheitsventil 1
Potential 4.x
feedback A
Relief valve 1

Potential 4.x
Rückmeldung B
Sicherheitsventil 2
Potential 4.x
feedback B
Relief valve 2

261BP1
Druckwächter Sicherheitsventil
Potential 4.x
261BP1
Pressure control device Relief
valve Potential 4.x

Schutzvermerk ISO 16016 beachten / Refer to protection notice ISO 16016.

0		1		2	3	4	5	6	7	8	9	
Erstellungsdatum Date of creation	03.03.2021	Änderungsdatum Modification date	25.06.2021	Kunde Customer Indianapolis Blue Marble USA		KHS	Sicherheitsventil Festo MS6 Potential 4.x Relief valve Festo MS6 Potential 4.x		Auftragsnummer Order Number K-89407962-000100	Vorherige Seite Previous page 260	Folgeblatt Next Sheet 262	
Name Name	T. Braun	Name Name	schoeffel						Maschine Machine Innofill Can C	=1FD005	+S1	Blatt Sheet 261
Version Version	14	Prüfung Check										

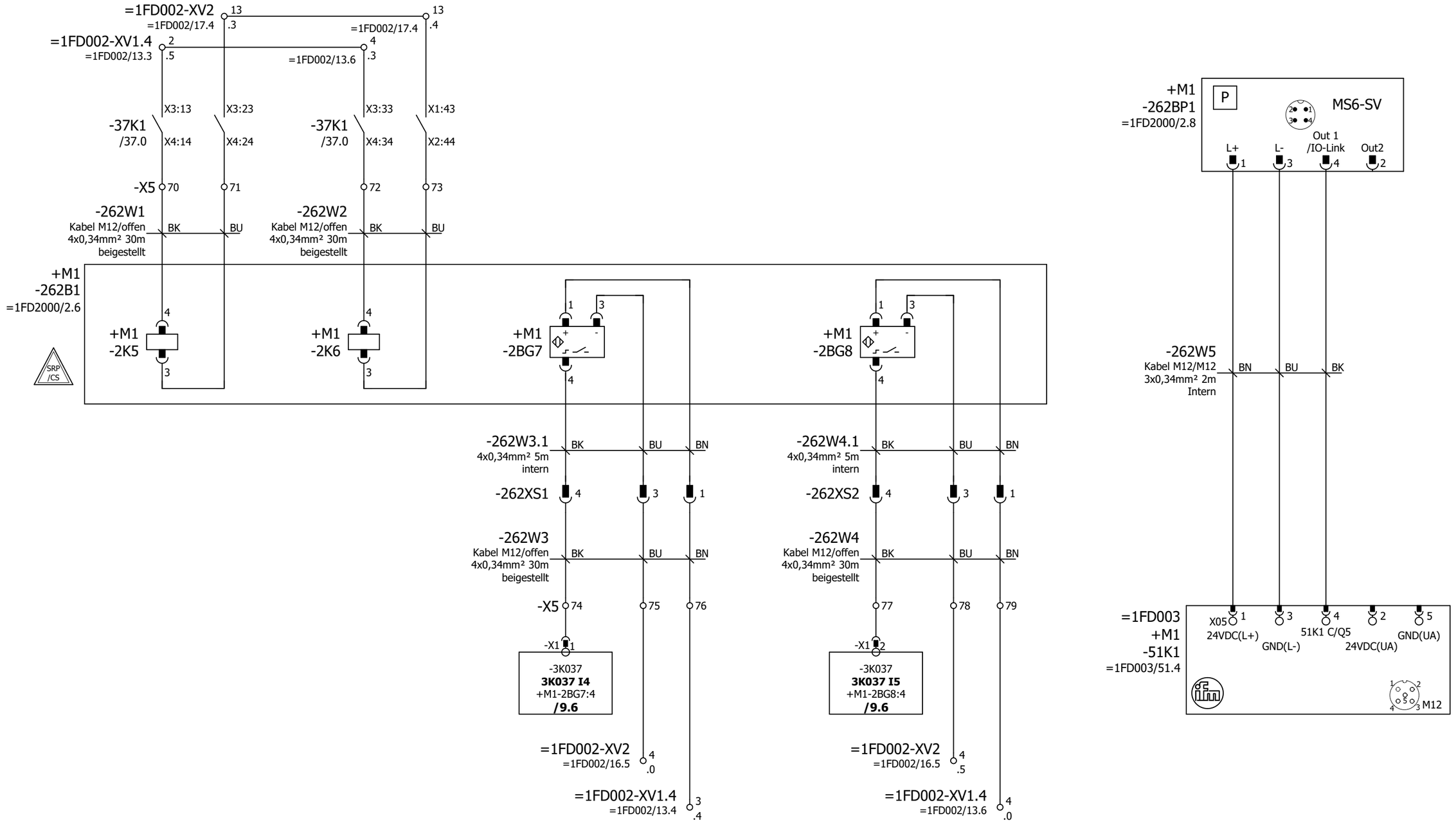

Potential 5.x
Sicherheitsventil 1
Potential 5.x
Relief valve 1

Potential 5.x
Sicherheitsventil 2
Potential 5.x
Relief valve 2

Potential 5.x
Rückmeldung A
Sicherheitsventil 1
Potential 5.x
feedback A
Relief valve 1

Potential 5.x
Rückmeldung B
Sicherheitsventil 2
Potential 5.x
feedback B
Relief valve 2

265BP1
Druckwächter Sicherheitsventil
Potential 5.x
265BP1
Pressure control device Relief
valve Potential 5.x

Schutzvermerk ISO 16016 beachten / Refer to protection notice ISO 16016.

0		1		2	3	4	5	6	7	8	9	
Erstellungsdatum Date of creation	03.03.2021	Änderungsdatum Modification date	25.06.2021	Kunde Customer Indianapolis Blue Marble USA		KHS	Sicherheitsventil Festo MS6 Potential 5.x Relief valve Festo MS6 Potential 5.x		Auftragsnummer Order Number K-89407962-000100	Vorherige Seite Previous page 261	Folgeblatt Next Sheet 270	
Name Name	T. Braun	Name Name	schoeffel						Maschine Machine Innofill Can C	=1FD005	+S1	Blatt Sheet 262
Version Version	14	Prüfung Check										

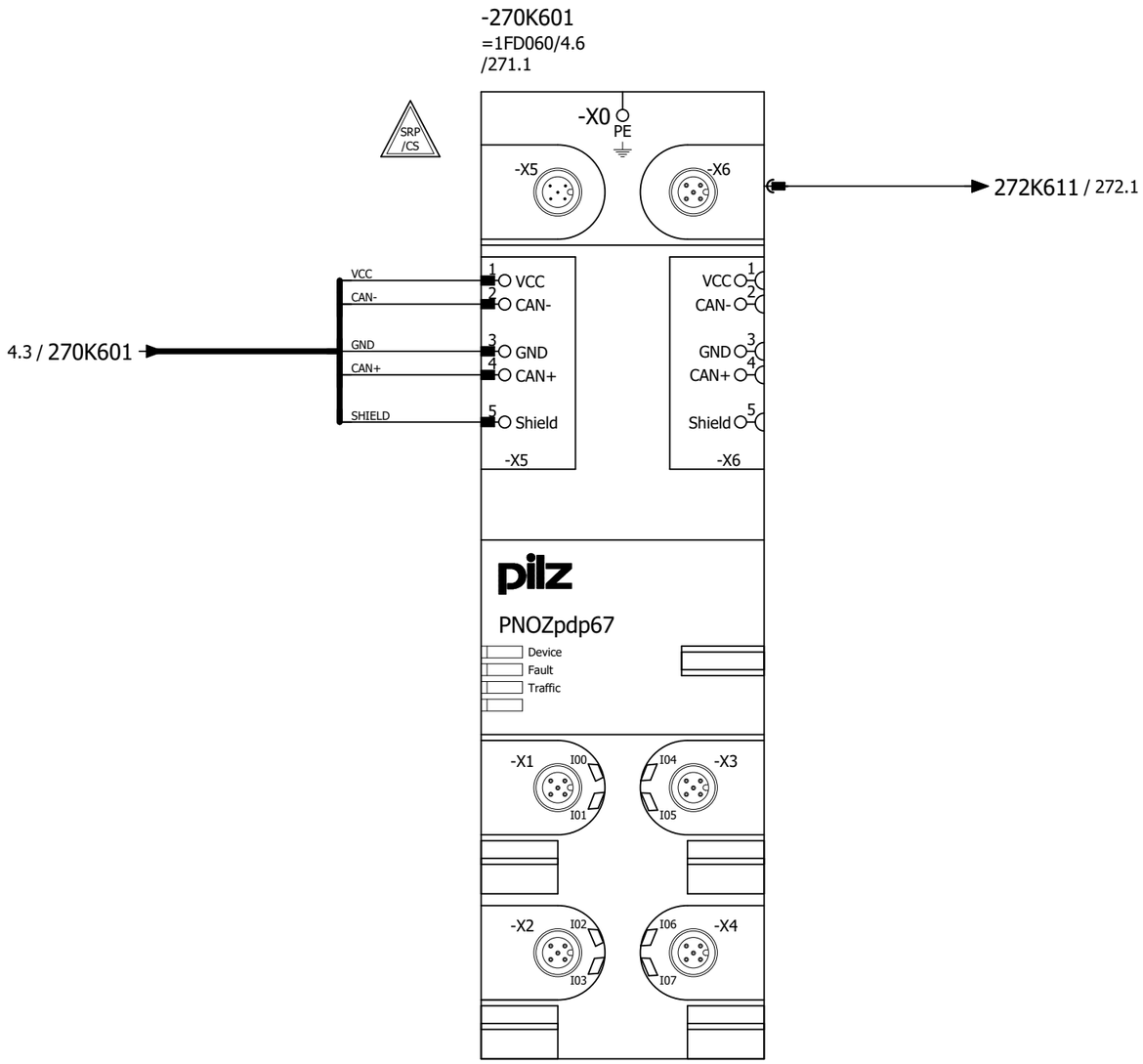

Schutzvermerk ISO 16016 beachten / Refer to protection notice ISO 16016.

0		1		2	3	4	5	6	7	8	9	
Erstellungsdatum Date of creation	03.03.2021	Änderungsdatum Modification date	03.03.2021	Kunde Customer Indianapolis Blue Marble USA		KHS	PDP Modul Sicherheitsinitiator		Auftragsnummer Order Number K-89407962-000100	Vorherige Seite Previous page 262	Folgeblatt Next Sheet 271	
Name Name	T. Braun	Name Name	schoeffel									
Version Version	14	Prüfung Check							Maschine Machine Innofill Can C	=1FD005	+M1	Blatt Sheet 270

-270K601
/270.2

PNOZpdp67

270K601 O0	1			
270K601 I0	2			
X1 0V	3			
270K601 I1	4			
270K601 O1	5			

270K601 O2	1	=1FD060/4.6	=1FD060-1BG390.1:L+	24VDC
270K601 I2	2	=1FD060/4.4	=1FD060-1BG390.1:A1	1MM390 Kanal A geschlossen 1MM390 channel A closed
X2 0V	3	=1FD060/4.5	X2 0V	0VDC
270K601 I3	4	=1FD060/4.4	=1FD060-1BG390.1:A2	1MM390 Kanal B geschlossen 1MM390 channel B closed
270K601 O3	5			

270K601 O4	1	=1FD070/7.8	=1FD070-1BG740.1:L+	24VDC
270K601 I4	2	=1FD070/7.7	=1FD070-1BG740.1:A1	1MM740 Kanal A geschlossen 1MM740 channel A closed
X3 0V	3	=1FD070/7.8	X3 0V	0VDC
270K601 I5	4	=1FD070/7.7	=1FD070-1BG740.1:A2	1MM740 Kanal B geschlossen 1MM740 channel B closed
270K601 O5	5			

270K601 O6	1		
270K601 I6	2		
X4 0V	3		
270K601 I7	4		
270K601 O7	5		

Schutzvermerk ISO 16016 beachten / Refer to protection notice ISO 16016.

0		1		2	3	4	5	6	7	8	9	
Erstellungsdatum Date of creation	03.03.2021	Änderungsdatum Modification date	03.03.2021	Kunde Customer Indianapolis Blue Marble USA		KHS		PDP Modul Sicherheitsinitiator	Auftragsnummer Order Number K-89407962-000100	Vorherige Seite Previous page 270	Folgeblatt Next Sheet 272	
Name Name	T. Braun	Name Name	schoeffel									
Version Version	14	Prüfung Check							Maschine Machine Innofill Can C	=1FD005	+M1	Blatt Sheet 271

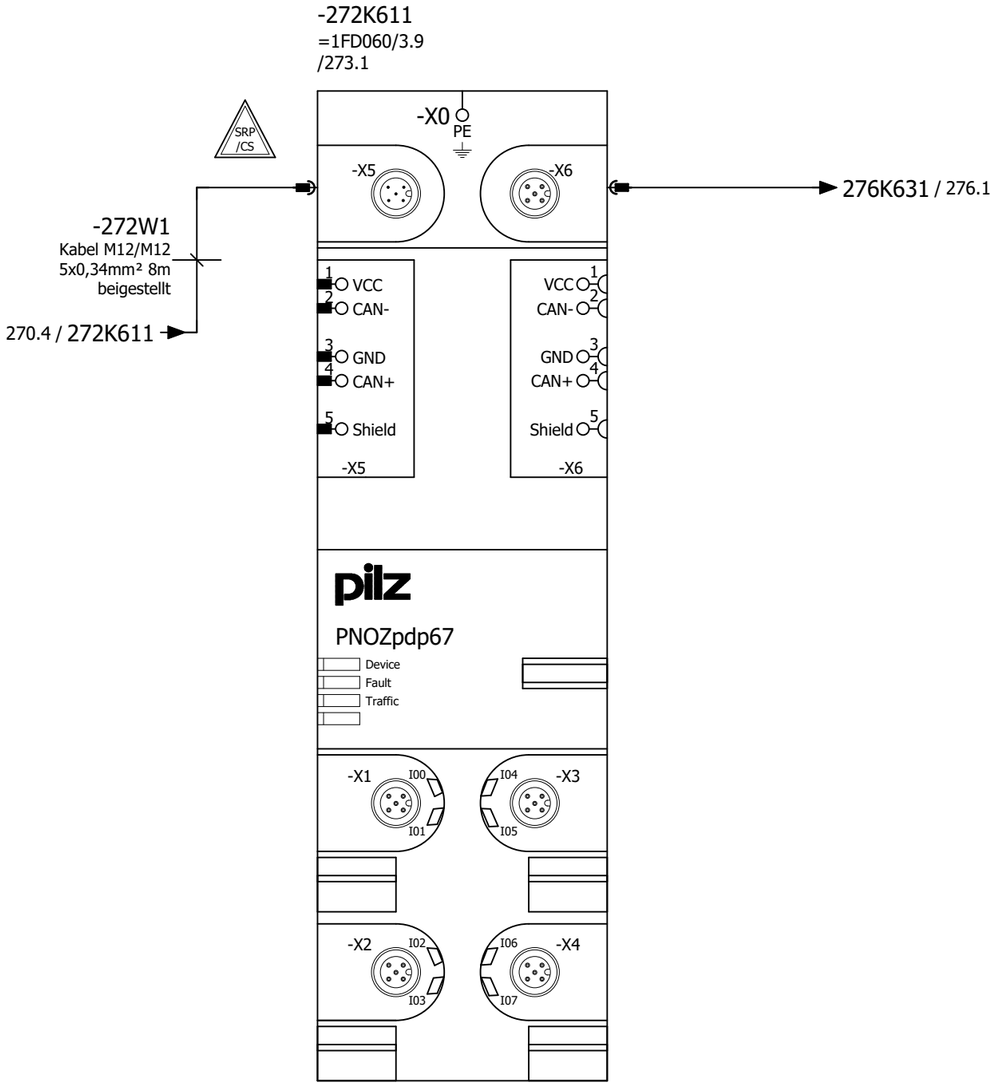

Schutzvermerk ISO 16016 beachten / Refer to protection notice ISO 16016.

0		1		2	3	4	5	6	7	8	9	
Erstellungsdatum Date of creation	03.03.2021	Änderungsdatum Modification date	22.03.2021	Kunde Customer Indianapolis Blue Marble USA		KHS	PDP Modul Sicherheitsinitiator		Auftragsnummer Order Number K-89407962-000100	Vorherige Seite Previous page 271	Folgeblatt Next Sheet 273	
Name Name	T. Braun	Name Name	schoeffel									
Version Version	14	Prüfung Check							Maschine Machine Innofill Can C	=1FD005	+M1	Blatt Sheet 272

-272K611
/272.2

PNOZpdp67

272K611 O0	1	=1FD060/3.9	=1FD060-1BG370.1:L+	24VDC
272K611 I0	2	=1FD060/3.7	=1FD060-1BG370.1:A1	1MM370 Kanal A geschlossen 1MM370 channel A closed
X1 0V	3	=1FD060/3.8	X1 0V	0VDC
272K611 I1	4	=1FD060/3.7	=1FD060-1BG370.1:A2	1MM370 Kanal B geschlossen 1MM370 channel B closed
272K611 O1	5			

272K611 O2	1	=1FD060/4.3	=1FD060-1BG380.1:L+	24VDC
272K611 I2	2	=1FD060/4.1	=1FD060-1BG380.1:A1	1MM380 Kanal A geschlossen 1MM380 channel A closed
X2 0V	3	=1FD060/4.2	X2 0V	0VDC
272K611 I3	4	=1FD060/4.1	=1FD060-1BG380.1:A2	1MM380 Kanal B geschlossen 1MM380 channel B closed
272K611 O3	5			

272K611 O4	1	=1FD060/6.6	=1FD060-1BG450.1:L+	24VDC
272K611 I4	2	=1FD060/6.4	=1FD060-1BG450.1:A1	1MM450 Kanal A geschlossen 1MM450 channel A closed
X3 0V	3	=1FD060/6.5	X3 0V	0VDC
272K611 I5	4	=1FD060/6.4	=1FD060-1BG450.1:A2	1MM450 Kanal B geschlossen 1MM450 channel B closed
272K611 O5	5			

272K611 O6	1	=1FD083/1.2	=1FD083-1BG50.1:1	24VDC
272K611 I6	2	=1FD083/1.1	=1FD083-1BG50.1:2	1MM50 Kanal A geschlossen 1MM50 channel A closed
X4 0V	3	=1FD083/1.2	X4 0V	0VDC
272K611 I7	4	=1FD083/1.1	=1FD083-1BG50.1:4	1MM50 Kanal B geschlossen 1MM50 channel B closed
272K611 O7	5			

Schutzvermerk ISO 16016 beachten / Refer to protection notice ISO 16016.

0		1		2	3	4	5	6	7	8	9	
Erstellungsdatum Date of creation	03.03.2021	Änderungsdatum Modification date	03.03.2021	Kunde Customer Indianapolis Blue Marble USA		KHS		PDP Modul Sicherheitsinitiator	Auftragsnummer Order Number K-89407962-000100	Vorherige Seite Previous page 272	Folgeblatt Next Sheet 276	
Name Name	T. Braun	Name Name	schoeffel									
Version Version	14	Prüfung Check							Maschine Machine Innofill Can C	=1FD005	+M1	Blatt Sheet 273

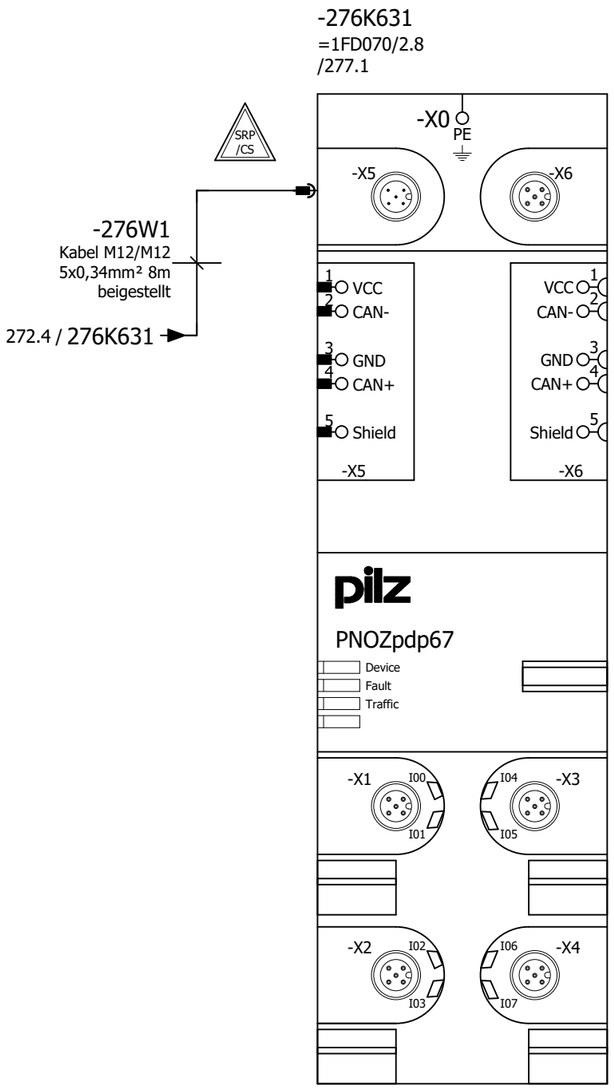

Schutzvermerk ISO 16016 beachten / Refer to protection notice ISO 16016.

0		1		2	3	4	5	6	7	8	9	
Erstellungsdatum Date of creation	03.03.2021	Änderungsdatum Modification date	03.03.2021	Kunde Customer Indianapolis Blue Marble USA		KHS	PDP Modul Sicherheitsinitiator		Auftragsnummer Order Number K-89407962-000100	Vorherige Seite Previous page 273	Folgeblatt Next Sheet 277	
Name Name	T. Braun	Name Name	schoeffel									
Version Version	14	Prüfung Check							Maschine Machine Innofill Can C	=1FD005	+M1	Blatt Sheet 276

-276K631
/276.2

PNOZpdp67

276K631 O0	1	=1FD070/2.8	=1FD070-1BG110.1:L+	24VDC
276K631 I0	2	=1FD070/2.7	=1FD070-1BG110.1:A1	1MM110 Kanal A geschlossen 1MM110 channel A closed
X1 0V	3	=1FD070/2.8	X1 0V	0VDC
276K631 I1	4	=1FD070/2.7	=1FD070-1BG110.1:A2	1MM110 Kanal B geschlossen 1MM110 channel B closed
276K631 O1	5			

276K631 O2	1	=1FD083/1.5	=1FD083-1BG70.1:1	24VDC
276K631 I2	2	=1FD083/1.4	=1FD083-1BG70.1:2	1MM70 Kanal A geschlossen 1MM70 channel A closed
X2 0V	3	=1FD083/1.5	X2 0V	0VDC
276K631 I3	4	=1FD083/1.4	=1FD083-1BG70.1:4	1MM70 Kanal B geschlossen 1MM70 channel B closed
276K631 O3	5			

276K631 O4	1	=1FD083/1.8	=1FD083-1BG80.1:1	24VDC
276K631 I4	2	=1FD083/1.7	=1FD083-1BG80.1:2	1MM80 Kanal A geschlossen 1MM80 channel A closed
X3 0V	3	=1FD083/1.8	X3 0V	0VDC
276K631 I5	4	=1FD083/1.7	=1FD083-1BG80.1:4	1MM80 Kanal B geschlossen 1MM80 channel B closed
276K631 O5	5			

276K631 O6	1	=1FD083/2.8	=1FD083-1BG150.1:1	24VDC
276K631 I6	2	=1FD083/2.7	=1FD083-1BG150.1:2	1MM150 Kanal A geschlossen 1MM150 channel A closed
X4 0V	3	=1FD083/2.8	X4 0V	0VDC
276K631 I7	4	=1FD083/2.7	=1FD083-1BG150.1:4	1MM150 Kanal B geschlossen 1MM150 channel B closed
276K631 O7	5			

Schutzvermerk ISO 16016 beachten / Refer to protection notice ISO 16016.

0		1		2	3	4	5	6	7	8	9	
Erstellungsdatum Date of creation	03.03.2021	Änderungsdatum Modification date	03.03.2021	Kunde Customer Indianapolis Blue Marble USA		KHS		PDP Modul Sicherheitsinitiator	Auftragsnummer Order Number K-89407962-000100	Vorherige Seite Previous page 276	Folgeblatt Next Sheet 300	
Name Name	T. Braun	Name Name	schoeffel									
Version Version	14	Prüfung Check							Maschine Machine Innofill Can C	=1FD005	+M1	Blatt Sheet 277

Betriebsart 00
Operation mode 00

Betriebsart 01
Operation mode 01

Betriebsart 02
Operation mode 02

Betriebsart 03
Operation mode 03

Betriebsart 04
Operation mode 04

Betriebsart 05
Operation mode 05

Betriebsart 06
Operation mode 06

Betriebsart 07
Operation mode 07

-15K50 **A206.0** A206.0 **/18.1**	-15K50 **A206.1** A206.1 **/18.1**	-15K50 **A206.2** A206.2 **/18.1**	-15K50 **A206.3** A206.3 **/18.1**	-15K50 **A206.4** A206.4 **/18.1**	-15K50 **A206.5** A206.5 **/18.1**	-15K50 **A206.6** A206.6 **/18.1**	-15K50 **A206.7** A206.7 **/18.1**
1	2	3	4	5	6	7	8
-X3 1	-X3 2	-X3 3	-X3 4	-X1 1	-X1 2	-X1 3	-X1 4
-3K038 **3K038 I0** 3K038 I0 **/10.1**	-3K038 **3K038 I1** 3K038 I1 **/10.1**	-3K038 **3K038 I2** 3K038 I2 **/10.1**	-3K038 **3K038 I3** 3K038 I3 **/10.1**	-3K038 **3K038 I4** 3K038 I4 **/10.1**	-3K038 **3K038 I5** 3K038 I5 **/10.1**	-3K038 **3K038 I6** 3K038 I6 **/10.1**	-3K038 **3K038 I7** 3K038 I7 **/10.1**

Schutzvermerk ISO 16016 beachten / Refer to protection notice ISO 16016.

0		1		2	3	4	5	6	7	8	9	
Erstellungsdatum Date of creation	23.02.2021	Änderungsdatum Modification date	16.03.2021	Kunde Customer Indianapolis Blue Marble USA		KHS	Betriebsart Operation mode		Auftragsnummer Order Number K-89407962-000100	Vorherige Seite Previous page 277	Folgeblatt Next Sheet 301	
Name Name	T. Braun	Name Name	schoeffel						Maschine Machine Innofill Can C	=1FD005	+S1	Blatt Sheet 300
Version Version	14	Prüfung Check										

Betriebsart 08 Operation mode 08	Betriebsart 09 Operation mode 09	Reserve Reserve	Reserve Reserve	Reserve Reserve	Reserve Reserve	Reserve Reserve	Reserve Reserve
-15K51 **A212.0** A212.0 **/18.6**	-15K51 **A212.1** A212.1 **/18.6**	-15K51 **A212.2** A212.2 **/18.6**	-15K51 **A212.3** A212.3 **/18.6**	-15K51 **A212.4** A212.4 **/18.6**	-15K51 **A212.5** A212.5 **/18.6**	-15K51 **A212.6** A212.6 **/18.6**	-15K51 **A212.7** A212.7 **/18.6**
1	2	3	4	5	6	7	8
-X2 1	-X2 2	-X2 3	-X2 4	-X4 1	-X4 2	-X4 3	-X4 4
-3K038 **3K038 I8** 3K038 I8 **/10.1**	-3K038 **3K038 I9** 3K038 I9 **/10.1**	-3K038 **3K038 I10** 3K038 I10 **/10.1**	-3K038 **3K038 I11** 3K038 I11 **/10.1**	-3K038 **3K038 I12** 3K038 I12 **/10.1**	-3K038 **3K038 I13** 3K038 I13 **/10.1**	-3K038 **3K038 I14** 3K038 I14 **/10.1**	-3K038 **3K038 I15** 3K038 I15 **/10.1**

Schutzvermerk ISO 16016 beachten / Refer to protection notice ISO 16016.

0		1		2	3	4	5	6	7	8	9	
Erstellungsdatum Date of creation	23.02.2021	Änderungsdatum Modification date	16.03.2021	Kunde Customer Indianapolis Blue Marble USA		KHS	Betriebsart Operation mode		Auftragsnummer Order Number K-89407962-000100	Vorherige Seite Previous page 300	Folgeblatt Next Sheet 303	
Name Name	T. Braun	Name Name	schoeffel						Maschine Machine Innofill Can C	=1FD005	+S1	Blatt Sheet 301
Version Version	14	Prüfung Check										

Life	F-Module ok	Freigabe Steuerspannung Release Control voltage	Reserve Reserve	Reserve Reserve	Reserve Reserve	Reserve Reserve	Reserve Reserve
-15K53 **A224.0** A224.0 **/19.6**	-15K53 **A224.1** A224.1 **/19.6**	-15K53 **A224.2** A224.2 **/19.6**	-15K53 **A224.3** A224.3 **/19.6**	-15K53 **A224.4** A224.4 **/19.6**	-15K53 **A224.5** A224.5 **/19.6**	-15K53 **A224.6** A224.6 **/19.6**	-15K53 **A224.7** A224.7 **/19.6**
1	2	3	4	5	6	7	8
-X3 1	-X3 2	-X3 3	-X3 4	-X1 1	-X1 2	-X1 3	-X1 4
-3K039 **3K039 I0** 3K039 I0 **/10.6**	-3K039 **3K039 I1** 3K039 I1 **/10.6**	-3K039 **3K039 I2** 3K039 I2 **/10.6**	-3K039 **3K039 I3** 3K039 I3 **/10.6**	-3K039 **3K039 I4** 3K039 I4 **/10.6**	-3K039 **3K039 I5** 3K039 I5 **/10.6**	-3K039 **3K039 I6** 3K039 I6 **/10.6**	-3K039 **3K039 I7** 3K039 I7 **/10.6**

Schutzvermerk ISO 16016 beachten / Refer to protection notice ISO 16016.

0		1		2	3	4	5	6	7	8	9	
Erstellungsdatum Date of creation	23.02.2021	Änderungsdatum Modification date	16.03.2021	Kunde Customer Indianapolis Blue Marble USA		KHS	Schnittstelle upstream Interface upstream		Auftragsnummer Order Number K-89407962-000100	Vorherige Seite Previous page 301	Folgeblatt Next Sheet 304	
Name Name	T. Braun	Name Name	schoeffel						Maschine Machine Innofill Can C	=1FD005	+S1	Blatt Sheet 303
Version Version	14	Prüfung Check										

Life

Quittierung
Fehler
Acknowledgement
Error

Quittierung
Fehler (fatal)
Acknowledgement
Error (fatal)

Reserve
Reserve

-3K039
3K039 O0
/10.6
3K039 O0
-X2 1

-3K039
3K039 O1
/10.6
3K039 O1
-X2 2

-3K039
3K039 O2
/10.6
3K039 O2
-X2 3

-3K039
3K039 O3
/10.6
3K039 O3
-X2 4

5

6

7

8

15K20
E200.4
E200.4
/17.1

15K20
E200.5
E200.5
/17.1

15K20
E200.6
E200.6
/17.1

15K20
E200.7
E200.7
/17.1

Schutzvermerk ISO 16016 beachten / Refer to protection notice ISO 16016.

0		1		2	3	4	5	6	7	8	9	
Erstellungsdatum Date of creation	23.02.2021	Änderungsdatum Modification date	17.03.2021	Kunde Customer Indianapolis Blue Marble USA		KHS	Schnittstelle upstream Interface upstream		Auftragsnummer Order Number K-89407962-000100	Vorherige Seite Previous page 303	Folgeblatt Next Sheet =1FD006/1	
Name Name	T. Braun	Name Name	schoeffel						Maschine Machine Innofill Can C	=1FD005	+S1	Blatt Sheet 304
Version Version	14	Prüfung Check										

-1T30
/7.1
/3.0

D445-2 DP/PN
Control Unit SIMOTION D
D445-2
6AU1445-2AD00-0AA0

Schutzvermerk ISO 16016 beachten / Refer to protection notice ISO 16016.

0		1		2	3	4	5	6	7	8	9	
Erstellungsdatum Date of creation	23.02.2021	Änderungsdatum Modification date	24.02.2021	Kunde Customer Indianapolis Blue Marble USA		KHS	Servosteuerung Aufbau Servo control Layout		Auftragsnummer Order Number K-89407962-000100	Vorherige Seite Previous page =1FD005/304	Folgeblatt Next Sheet 3	
Name Name	T. Braun	Name Name	schoeffel						Maschine Machine Innofill Can C	=1FD006	+S1	Blatt Sheet 1
Version Version	14	Prüfung Check										

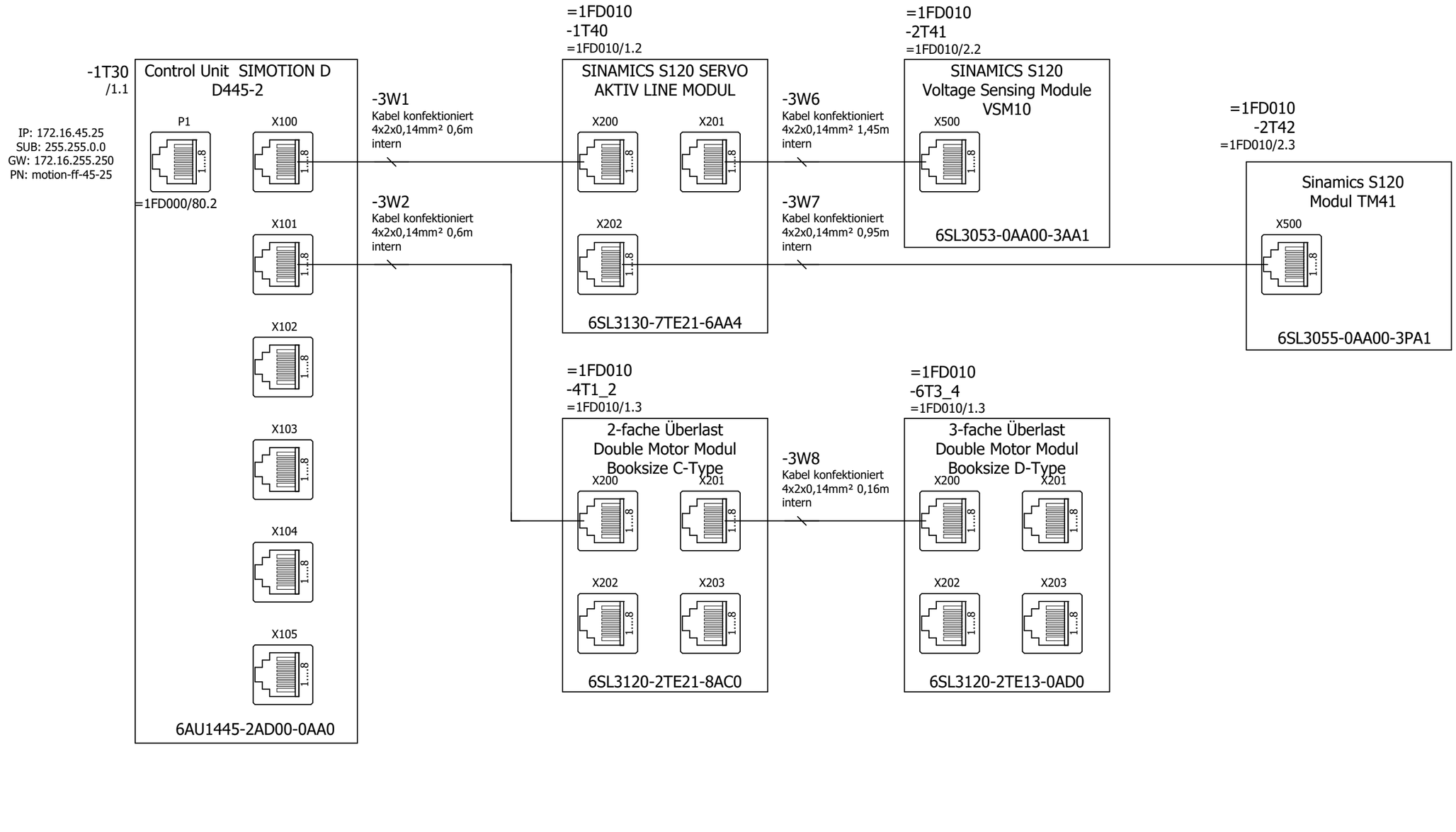

0		1		2	3	4	5	6	7	8	9	
Erstellungsdatum Date of creation	23.02.2021	Änderungsdatum Modification date	23.03.2021	Kunde Customer Indianapolis Blue Marble USA		KHS	Servosteuerung Drive-CliQ Bus Servo control Drive-CliQ Bus		Auftragsnummer Order Number K-89407962-000100	Vorherige Seite Previous page 1	Folgeblatt Next Sheet 7	
Name Name	T. Braun	Name Name	schoeffel						Maschine Machine Innofill Can C	=1FD006	+S1	Blatt Sheet 3
Version Version	14	Prüfung Check										

Schutzvermerk ISO 16016 beachten / Refer to protection notice ISO 16016.

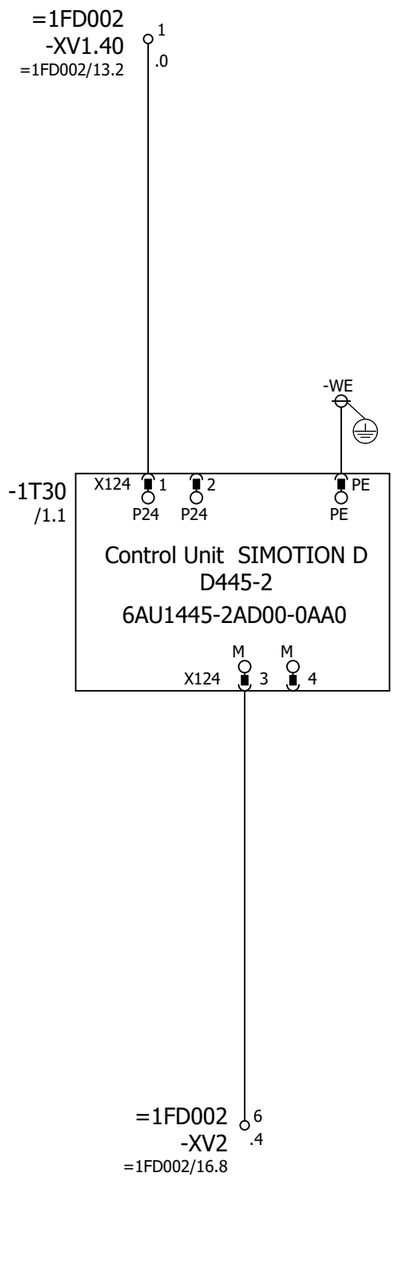

Schutzvermerk ISO 16016 beachten / Refer to protection notice ISO 16016.

0		1		2	3	4	5	6	7	8	9	
Erstellungsdatum Date of creation	23.02.2021	Änderungsdatum Modification date	25.06.2021	Kunde Customer Indianapolis Blue Marble USA		KHS	Servosteuerung Versorgung 24VDC Servo control Supply 24VDC		Auftragsnummer Order Number K-89407962-000100	Vorherige Seite Previous page 3	Folgeblatt Next Sheet 8	
Name Name	T. Braun	Name Name	schoeffel						Maschine Machine Innofill Can C	=1FD006	+S1	Blatt Sheet 7
Version Version	14	Prüfung Check										

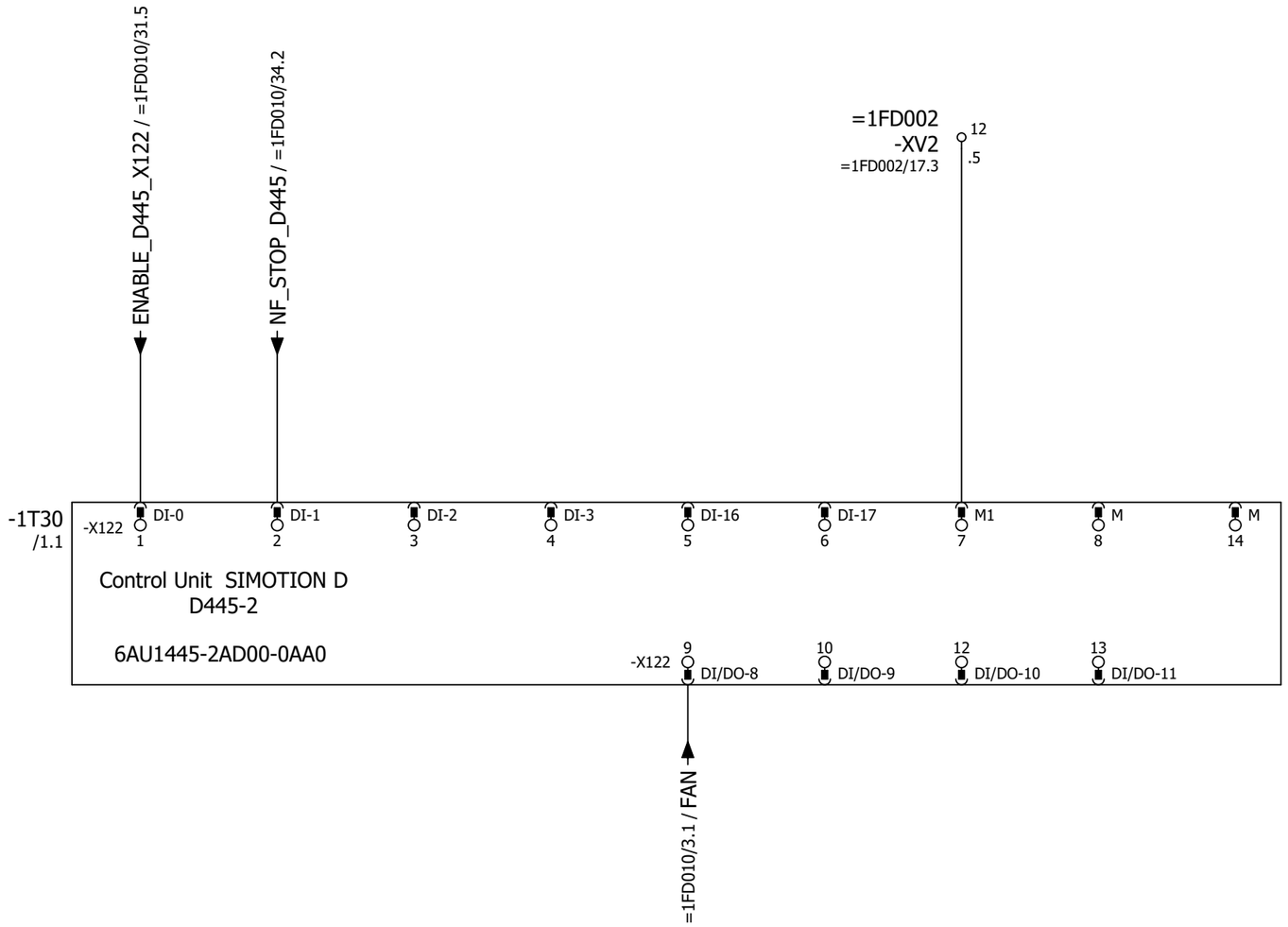

Kein Schnellstopp
No Fast-Stop

AIM: Lüfter aus
AIM: Fan off

Kein Sicherer Halt
No safety Stop

Schutzvermerk ISO 16016 beachten / Refer to protection notice ISO 16016.

0		1		2	3	4	5	6	7	8	9	
Erstellungsdatum Date of creation	23.02.2021	Änderungsdatum Modification date	25.06.2021	Kunde Customer Indianapolis Blue Marble USA		KHS	Sinamics D445 Eingänge/Ausgänge Sinamics D445 Inputs/Outputs		Auftragsnummer Order Number K-89407962-000100	Vorherige Seite Previous page 7	Folgeblatt Next Sheet 10	
Name Name	T. Braun	Name Name	schoeffel						Maschine Machine Innofill Can C	=1FD006	+S1	Blatt Sheet 8
Version Version	14	Prüfung Check										

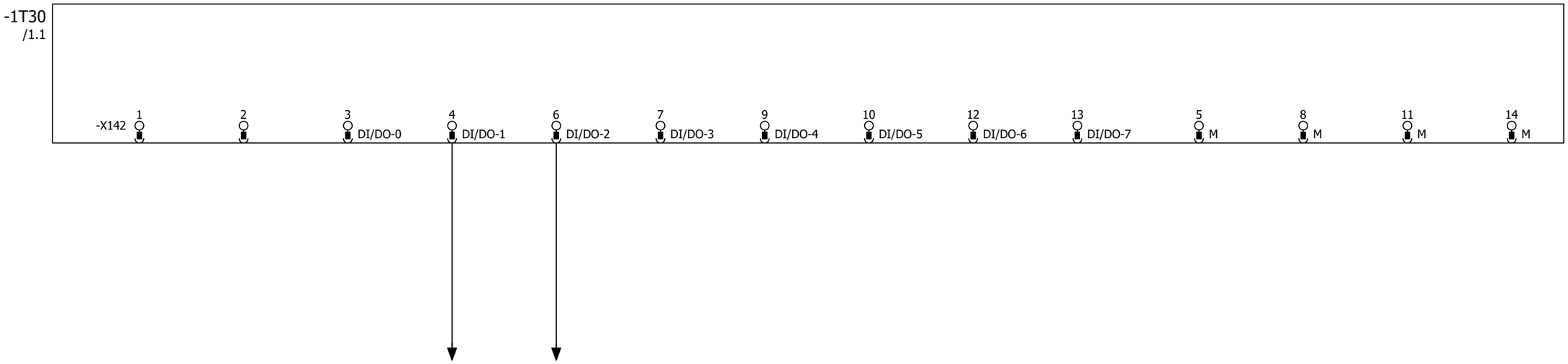

1/5 Maschinentakt
Achse 1
1/5 Machine cycle
Axle 1

1/1 Maschinentakt A
Achse 1
1/1 Machine cycle A
Axle 1

1/1 Maschinentakt A
Achse 2
1/1 Machine cycle A
Axle 2

1/1 Maschinentakt A
Achse 3
1/1 Machine cycle A
Axle 3

1/10 Maschinentakt
Achse 1
1/10 Machine cycle
Axle 1

1/1 Maschinentakt B
Achse 1
1/1 Machine cycle B
Axle 1

1/1 Maschinentakt B
Achse 2
1/1 Machine cycle B
Axle 2

1/1 Maschinentakt B
Achse 3
1/1 Machine cycle B
Axle 3

0		1		2	3	4	5	6	7	8	9	
Erstellungsdatum Date of creation	23.02.2021	Änderungsdatum Modification date	24.02.2021	Kunde Customer Indianapolis Blue Marble USA		KHS	Sinamics D445 Eingänge/Ausgänge Sinamics D445 Inputs/Outputs		Auftragsnummer Order Number K-89407962-000100	Vorherige Seite Previous page 8	Folgeblatt Next Sheet =1FD010/1	
Name Name	T. Braun	Name Name	schoeffel						Maschine Machine Innofill Can C	=1FD006	+S1	Blatt Sheet 10
Version Version	14	Prüfung Check										

Schutzvermerk ISO 16016 beachten / Refer to protection notice ISO 16016.

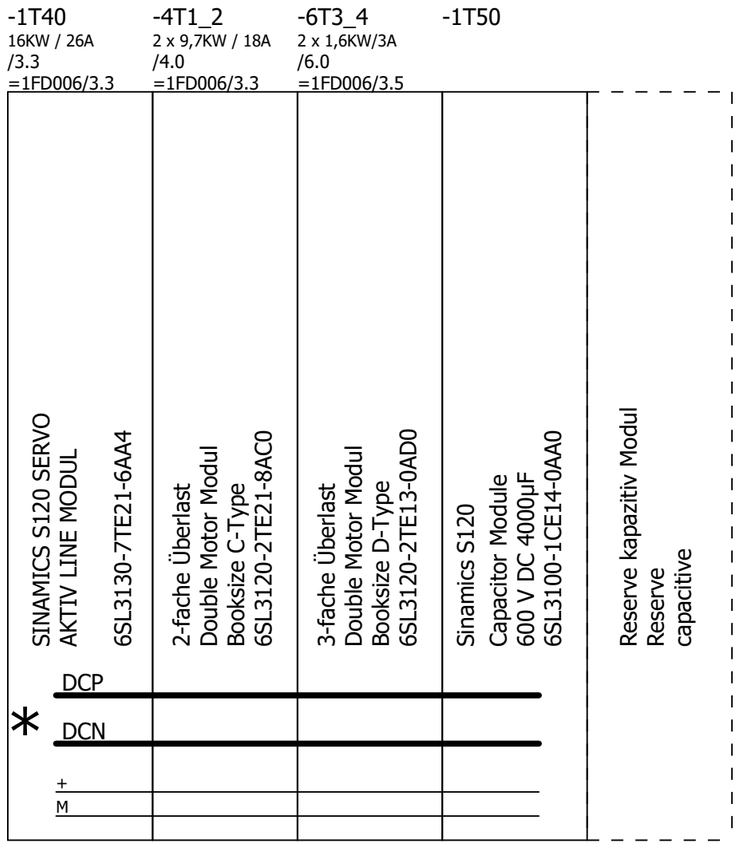

*

Das korrekte Anzugsmoment der Zwischenkreisverschienungsschrauben (1,8 Nm, Toleranz +30%) muss vor der Inbetriebnahme im spannungsfreien Zustand der Gesamtanlage bei entladenem Zwischenkreis überprüft werden. Die Schrauben sind nach einem Transport nachzuziehen.

The tightening torque of the DC-link busbar screws (1.8 Nm, tolerance: +30%) must be checked before startup when the system is disconnected from the power supply and the DC link is discharged. After transportation, the screw must be tightened.

Schutzvermerk ISO 16016 beachten / Refer to protection notice ISO 16016.

0		1		2	3	4	5	6	7	8	9	
Erstellungsdatum Date of creation	23.02.2021	Änderungsdatum Modification date	11.03.2021	Kunde Customer Indianapolis Blue Marble USA		KHS	Servosteuerung Aufbau Servo control Layout		Auftragsnummer Order Number K-89407962-000100	Vorherige Seite Previous page =1FD006/10	Folgeblatt Next Sheet 2	
Name Name	T. Braun	Name Name	schoeffel						Maschine Machine Innofill Can C	=1FD010	+S1	Blatt Sheet 1
Version Version	14	Prüfung Check										

-2N10
380-480V/16kW/27A
/3.0

Sinamics S120 - Zubehör
Active Interface Module
Booksize
6SL3100-0BE21-6AB0

-2T41
/3.6
=1FD006/3.5

SINAMICS S120
Voltage Sensing Module
VSM10
6SL3053-0AA00-3AA1

-2T42
/3.7
=1FD006/3.7

Terminal-Modul
TM41
6SL3055-0AA00-3PA1

Schutzvermerk ISO 16016 beachten / Refer to protection notice ISO 16016.

0		1		2	3	4	5	6	7	8	9	
Erstellungsdatum Date of creation	23.02.2021	Änderungsdatum Modification date	11.03.2021	Kunde Customer Indianapolis Blue Marble USA		KHS	Servosteuerung Aufbau Servo control Layout		Auftragsnummer Order Number K-89407962-000100	Vorherige Seite Previous page 1	Folgeblatt Next Sheet 3	
Name Name	T. Braun	Name Name	schoeffel						Maschine Machine Innofill Can C	=1FD010	+S1	Blatt Sheet 2
Version Version	14	Prüfung Check										

=1FD001/1.9 / L1.1
=1FD001/1.9 / L2.1
=1FD001/1.9 / L3.1

-3F1
30A

-30QA2
/30.2

kurze Leitung
short wire

-3QB2
1,1-1,6A
1,1A
SINAMICS S120
VSM10

-2N10
/2.1
Active Interface Module
Booksize
6SL3100-0BE21-6AB0
380-480V/16kW/27A

-1T40
/1.2
SINAMICS S120 SERVO
AKTIV LINE MODUL
6SL3130-7TE21-6AA4
16KW / 26A

-2T41
/2.2
SINAMICS S120
Voltage Sensing Module
VSM10
6SL3053-0AA00-3AA1

-2T42
/2.3
Sinamics S120
Modul TM41
6SL3055-0AA00-3PA1

-WE

=1FD962/1.5

=1FD006/8.4 / -FAN

=1FD002
-XV1.40
=1FD002/13.2

=1FD002
-XV2
=1FD002/16.8

=1FD002/13.2
=1FD002/13.2
=1FD002/13.2
=1FD002/13.3
=1FD002/16.9
=1FD002/16.9
=1FD002/16.9
=1FD002/17.4

Schutzvermerk ISO 16016 beachten / Refer to protection notice ISO 16016.

0		1		2	3	4	5	6	7	8	9	
Erstellungsdatum Date of creation	23.02.2021	Änderungsdatum Modification date	25.06.2021	Kunde Customer Indianapolis Blue Marble USA		KHS	Servosteuerung Versorgung 400VAC Servo control Supply 400VAC		Auftragsnummer Order Number K-89407962-000100	Vorherige Seite Previous page 2	Folgeblatt Next Sheet 4	
Name Name	T. Braun	Name Name	schoeffel						Maschine Machine Innofill Can C	=1FD010	+S1	Blatt Sheet 3
Version Version	14	Prüfung Check										

-4T1_2
/1.3

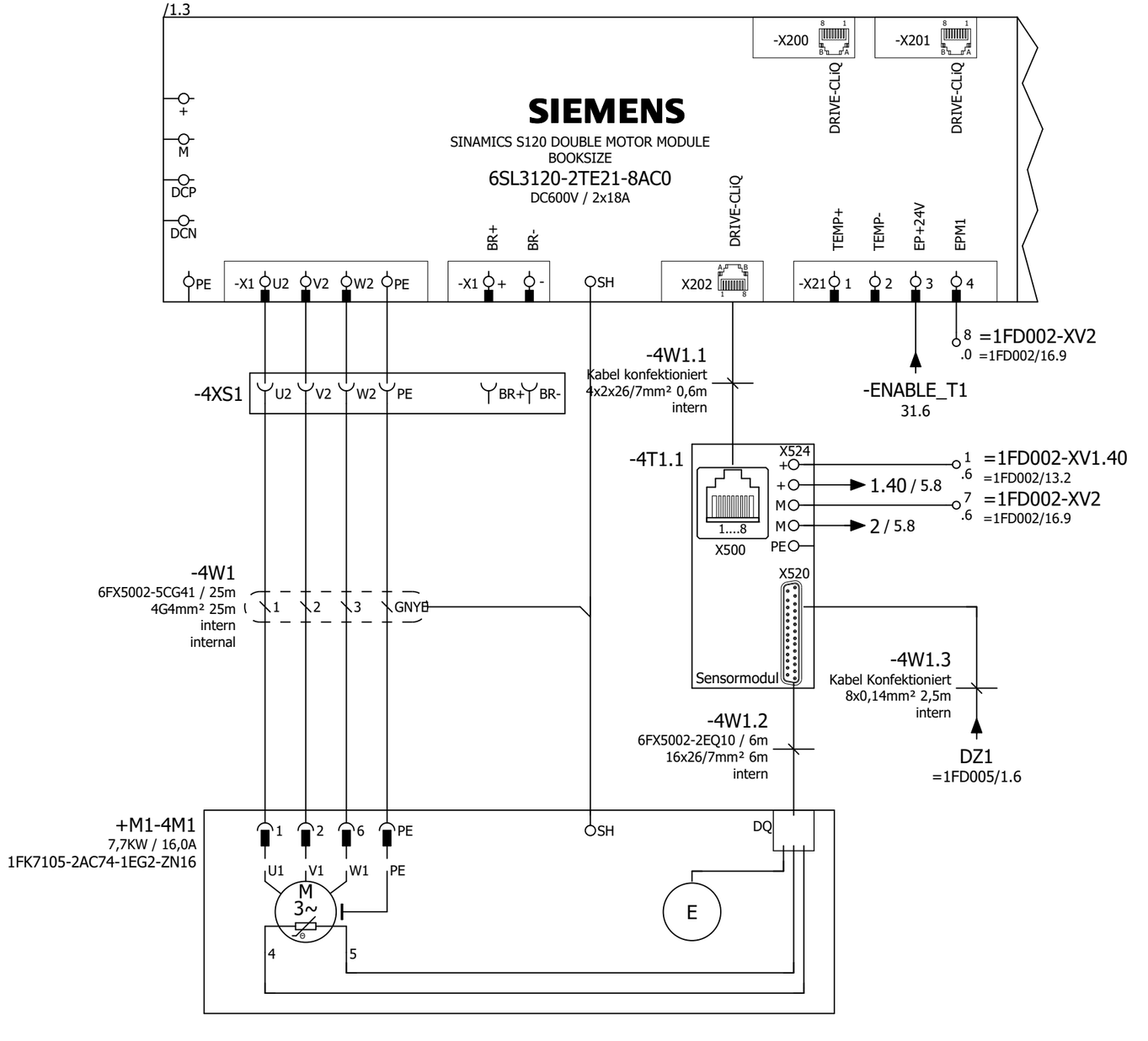

Servomotor Füller
Servo motor Filler

Schutzvermerk ISO 16016 beachten / Refer to protection notice ISO 16016.

0		1		2	3	4	5	6	7	8	9	
Erstellungsdatum Date of creation	23.02.2021	Änderungsdatum Modification date	25.06.2021	Kunde Customer Indianapolis Blue Marble USA		KHS	Servomotor Füller Servo motor Filler		Auftragsnummer Order Number K-89407962-000100	Vorherige Seite Previous page 3	Folgeblatt Next Sheet 5	
Name Name	T. Braun	Name Name	schoeffel									
Version Version	14	Prüfung Check							Maschine Machine Innofill Can C	=1FD010	+S1	Blatt Sheet 4

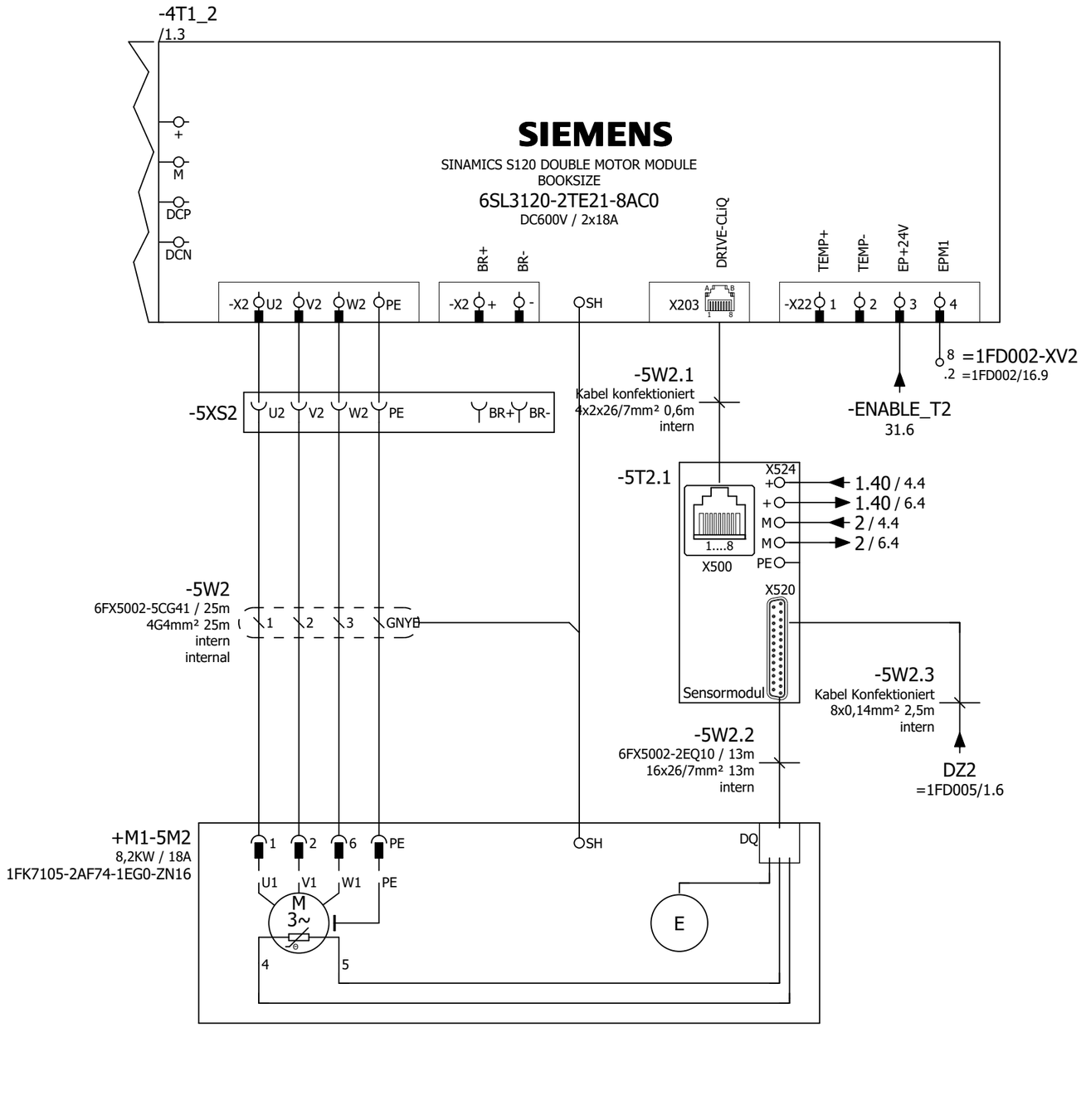

Servomotor Verschließer
Servo motor Capper

Schutzvermerk ISO 16016 beachten / Refer to protection notice ISO 16016.

0		1		2	3	4	5	6	7	8	9	
Erstellungsdatum Date of creation	23.02.2021	Änderungsdatum Modification date	25.06.2021	Kunde Customer Indianapolis Blue Marble USA		KHS	Servomotor Verschließer Servo motor Capper		Auftragsnummer Order Number K-89407962-000100	Vorherige Seite Previous page 4	Folgeblatt Next Sheet 6	
Name Name	T. Braun	Name Name	schoeffel						Maschine Machine Innofill Can C	=1FD010	+S1	Blatt Sheet 5
Version Version	14	Prüfung Check										

-6T3_4
/1.3

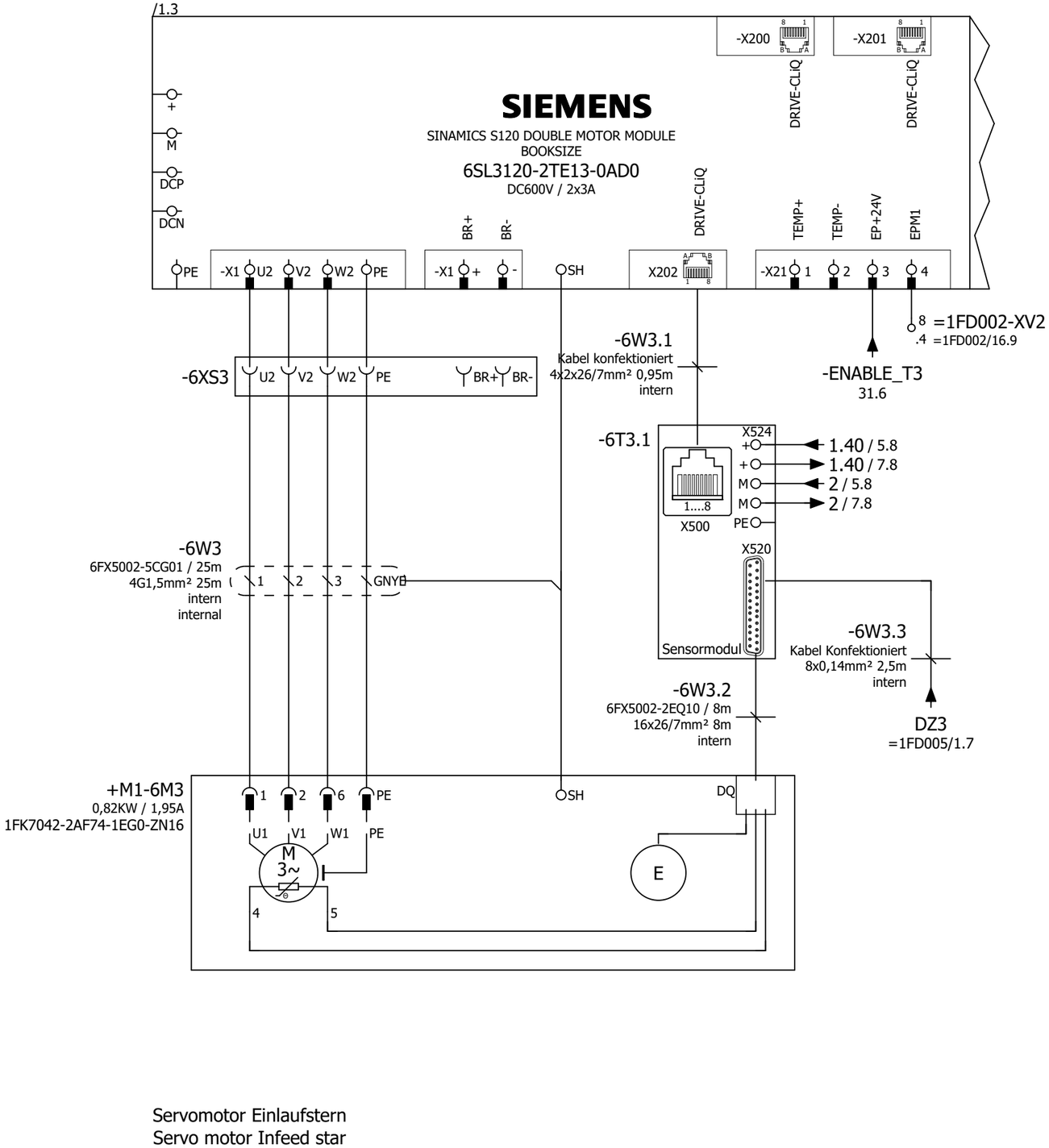

Servomotor Einlaufstern
Servo motor Infeed star

Schutzvermerk ISO 16016 beachten / Refer to protection notice ISO 16016.

0		1		2	3	4	5	6	7	8	9	
Erstellungsdatum Date of creation	23.02.2021	Änderungsdatum Modification date	25.06.2021	Kunde Customer Indianapolis		KHS	Servomotor Einlaufstern Servo motor Infeed star		Auftragsnummer Order Number K-89407962-000100	Vorherige Seite Previous page 5	Folgeblatt Next Sheet 7	
Name Name	T. Braun	Name Name	schoeffel	Blue Marble					Maschine Machine Innofill Can C	=1FD010	+S1	Blatt Sheet 6
Version Version	14	Prüfung Check		USA								

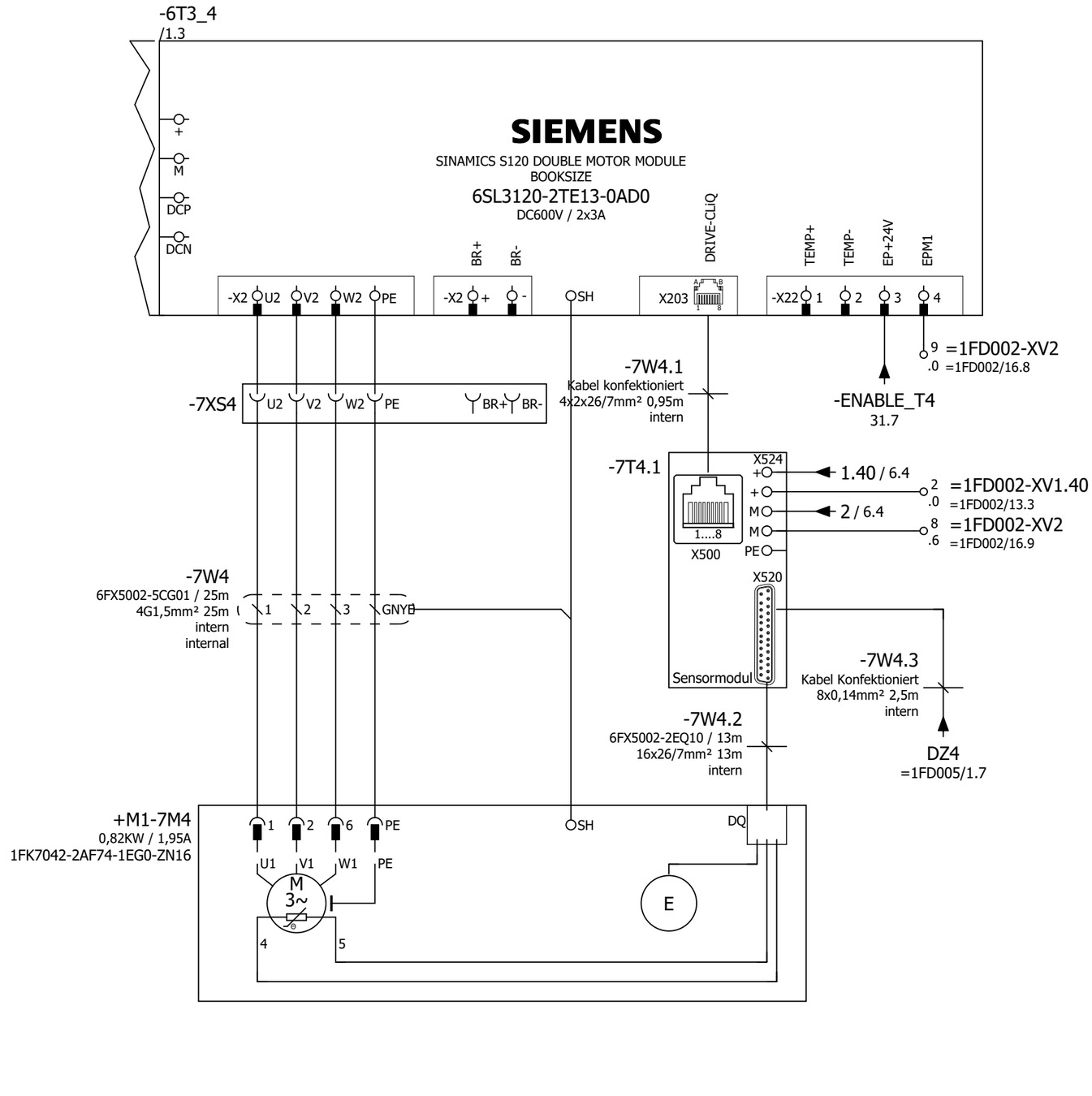

Servomotor Schneckenantrieb Einlauf
Servo motor Worm drive Infeed

Schutzvermerk ISO 16016 beachten / Refer to protection notice ISO 16016.

0		1		2	3	4	5	6	7	8	9	
Erstellungsdatum Date of creation	23.02.2021	Änderungsdatum Modification date	25.06.2021	Kunde Customer Indianapolis Blue Marble USA		KHS	Servomotor Schneckenantrieb Einlauf Servo motor Worm drive Infeed		Auftragsnummer Order Number K-89407962-000100	Vorherige Seite Previous page 6	Folgeblatt Next Sheet 30	
Name Name	T. Braun	Name Name	schoeffel						Maschine Machine Innofill Can C	=1FD010	+S1	Blatt Sheet 7
Version Version	14	Prüfung Check										

=1FD002
-XV1.40
=1FD002/13.2

1
.5

primär Schütz
Primary Contactor

=1FD005-2K031
2K031 O1
-30QA2:A1
=1FD005/6.6

-X2 2

21
-30QA2
.2
22

-X3 2

=1FD005-2K031
2K031 I1
-30QA2:22
=1FD005/6.6

A1
-30QA2
18,5kW
A2

=1FD002
-XV2
=1FD002/17.3

12
.2

1	2	/3.1	
3	4	/3.1	
5	6	/3.1	
13	14	=1FD038/1.8	
21	22	.4	
51	52		
61	62		
73	74	=1FD039/1.8	

Rückmeldung
primär Schütz
feedback
Primary Contactor

Schutzvermerk ISO 16016 beachten / Refer to protection notice ISO 16016.

0		1		2	3	4	5	6	7	8	9	
Erstellungsdatum Date of creation	23.02.2021	Änderungsdatum Modification date	25.06.2021	Kunde Customer Indianapolis Blue Marble USA		KHS	Steuerung Servomotor Control Servo motor		Auftragsnummer Order Number K-89407962-000100	Vorherige Seite Previous page 7	Folgeblatt Next Sheet 31	
Name Name	T. Braun	Name Name	schoeffel						Maschine Machine Innofill Can C	=1FD010	+S1	Blatt Sheet 30
Version Version	14	Prüfung Check										

Freigabe 1 Antriebe
Release 1 Drives

=1FD005-2K031
2K031 O2
-31K1:X1:1
=1FD005/6.6
-X2 .3

-31K1
24VDC

X1 A1
1

pilz
PNOZ S7
SRP /CS

- Power
- In1
- In2
- Out
- Reset
- Fault

Abschlussstecker!

X2 1
A2

=1FD002
-XV2 9
.1
=1FD002/16.8

X3:13 – X4:14 .5
X3:23 – X4:24 .6
X3:33 – X4:34 =1FD038/1.4
X1:43 – X2:44 =1FD039/1.4
X1:51 – X2:52 .3

=1FD002
-XV1.4 4
.1
=1FD002/13.6

X1:51
-31K1
.0 X2:52

-X3 .3

=1FD005-2K031
2K031 I2
-31K1:X2:52
=1FD005/6.6

=1FD002
-XV1.40 2
.1
=1FD002/13.3

=1FD002/13.3 2
.3

X3:13
X3:23
-31K1
.0 X4:14
X4:24

=1FD006/8.1 / ENABLE_D445_X122

4.4 / ENABLE_T1
5.8 / ENABLE_T2
6.4 / ENABLE_T3
7.8 / ENABLE_T4

Rückführung
Freigabe 1 Antriebe
Return
Release 1 Drives

Schutzvermerk ISO 16016 beachten / Refer to protection notice ISO 16016.

0		1		2	3	4	5	6	7	8	9	
Erstellungsdatum Date of creation	23.02.2021	Änderungsdatum Modification date	25.06.2021	Kunde Customer Indianapolis Blue Marble USA		KHS	Steuerung Servomotor Control Servo motor		Auftragsnummer Order Number K-89407962-000100	Vorherige Seite Previous page 30	Folgeblatt Next Sheet 34	
Name Name	T. Braun	Name Name	schoeffel						Maschine Machine Innofill Can C	=1FD010	+S1	Blatt Sheet 31
Version Version	14	Prüfung Check										

Kein Schnellstopp
No Fast-Stop

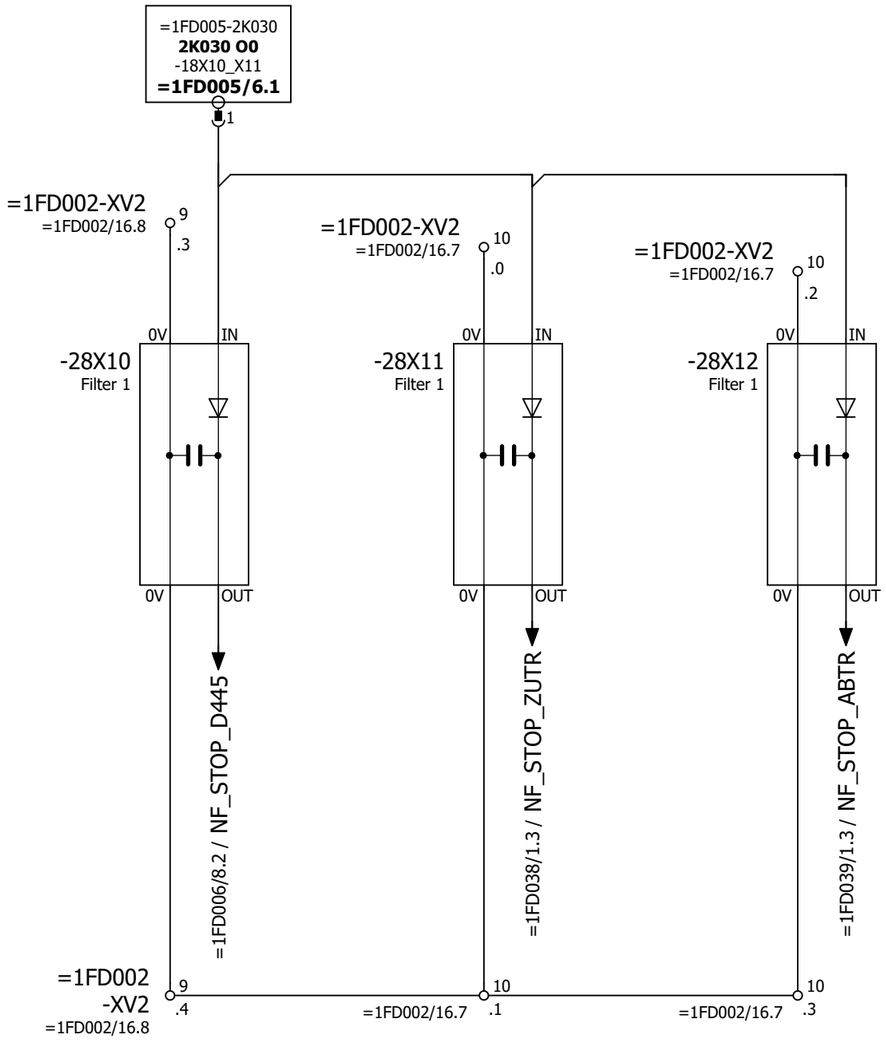

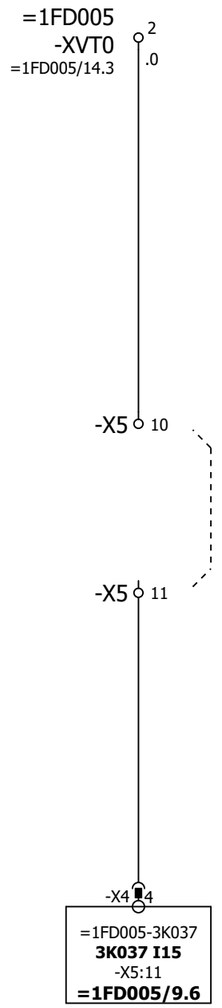

nur für KHS Service
only For KHS Service

Schutzvermerk ISO 16016 beachten / Refer to protection notice ISO 16016.

0		1		2	3	4	5	6	7	8	9	
Erstellungsdatum Date of creation	23.02.2021	Änderungsdatum Modification date	25.06.2021	Kunde Customer Indianapolis Blue Marble USA		KHS	Steuerung Servomotor Control Servo motor		Auftragsnummer Order Number K-89407962-000100	Vorherige Seite Previous page 31	Folgeblatt Next Sheet =1FD011/1	
Name Name	T. Braun	Name Name	schoeffel						Maschine Machine Innofill Can C	=1FD010	+S1	Blatt Sheet 34
Version Version	14	Prüfung Check										

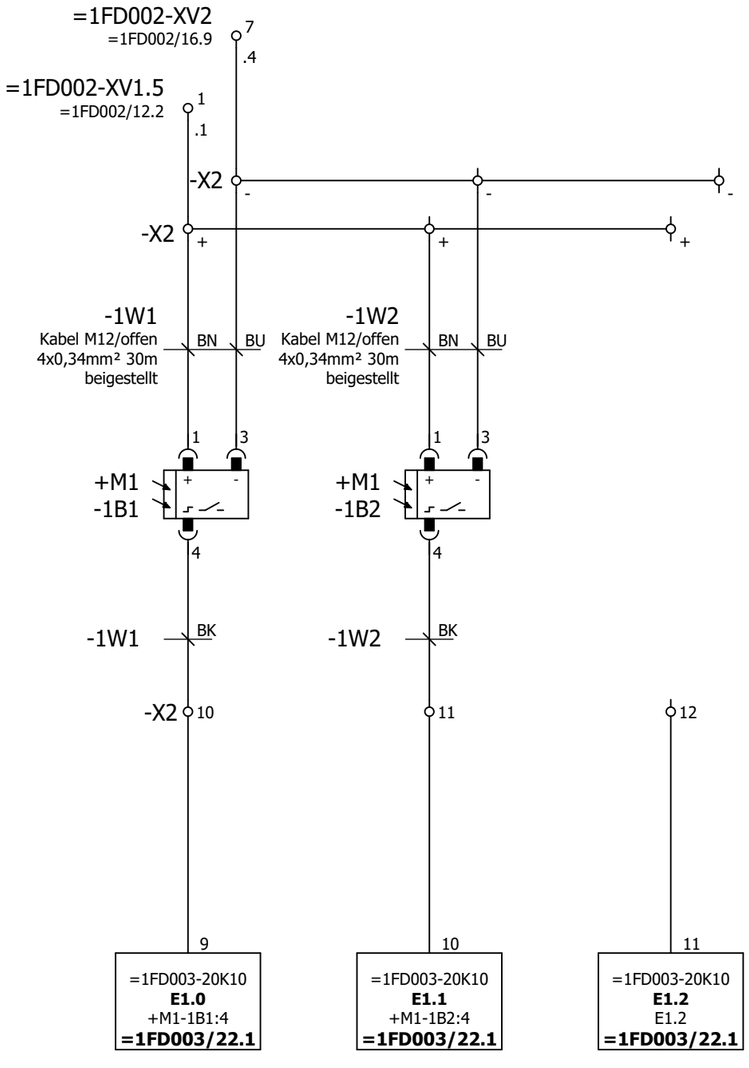

Lückenerkennung
Gap detection

Ausweichtisch
Backlog table

Reserve
Reserve

Schutzvermerk ISO 16016 beachten / Refer to protection notice ISO 16016.

0		1		2	3	4	5	6	7	8	9	
Erstellungsdatum Date of creation	23.02.2021	Änderungsdatum Modification date	25.06.2021	Kunde Customer Indianapolis Blue Marble USA		KHS	Lückenerkennung Gap detection		Auftragsnummer Order Number K-89407962-000100	Vorherige Seite Previous page =1FD010/34	Folgeblatt Next Sheet =1FD013/1	
Name Name	T. Braun	Name Name	schoeffel									
Version Version	14	Prüfung Check							Maschine Machine Innofill Can C	=1FD011	+S1	Blatt Sheet 1

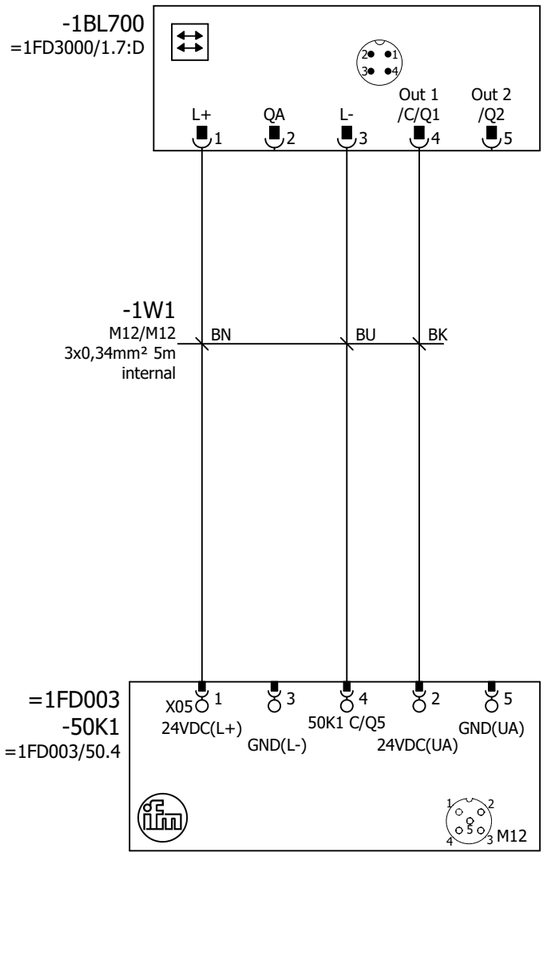

Kessel Niveau
Boiler Level

Schutzvermerk ISO 16016 beachten / Refer to protection notice ISO 16016.

0		1		2	3	4	5	6	7	8	9	
Erstellungsdatum Date of creation	23.02.2021	Änderungsdatum Modification date	25.06.2021	Kunde Customer Indianapolis Blue Marble USA		KHS	Kessel Niveau Boiler Level		Auftragsnummer Order Number K-89407962-000100	Vorherige Seite Previous page =1FD011/1	Folgeblatt Next Sheet =1FD014/1	
Name Name	T. Braun	Name Name	schoeffel									
Version Version	14	Prüfung Check							Maschine Machine Innofill Can C	=1FD013	+M1	Blatt Sheet 1

=1FD001/6.9 / 5T1_L

=1FD001/8.9 / 5T1_N

-1F1
C 16A
6kA
1
2
13
14
21
22
=1FD002/40.1

-WE

-WE

L1
N
PE
GND

-1G1

MGV Stromversorgungen
SPH500-7207 / 14.5944.400

0 1

\- - + +

-1F2
10A
1
2
13
14

-1QA1
.7
1
2
=1FD002/40.1

72VDC / 2.0

72VGND / 2.0

-1XT1
1
2

-WE

=1FD002
-XV1.5
=1FD002/12.2
1
.5

=1FD005
-31K1
=1FD005/31.0
X3:83
X4:84

-1QA1
3kW
A1
A2

=1FD002
-XV2
=1FD002/17.4
13
.0
1 2 .2
3 4
5 6
21 22

Schutzvermerk ISO 16016 beachten / Refer to protection notice ISO 16016.

0		1		2	3	4	5	6	7	8	9	
Erstellungsdatum Date of creation	22.02.2021	Änderungsdatum Modification date	25.06.2021	Kunde Customer Indianapolis Blue Marble USA		KHS	Netzteil 72VDC Höhenverstellung power supply 72VDC Height adjustment		Auftragsnummer Order Number K-89407962-000100	Vorherige Seite Previous page =1FD013/1	Folgeblatt Next Sheet 2	
Name Name	T. Braun	Name Name	schoeffel						Maschine Machine Innofill Can C	=1FD014	+S1	Blatt Sheet 1
Version Version	14	Prüfung Check										

1.3 / 72VDC

1.3 / 72VGND

72VDC / =1FD050/4.1

72VGND / =1FD050/4.1

=1FD002-XV2 .2 =1FD002/16.9

=1FD002-XV2 .5 =1FD002/16.9

=1FD002-XV1 .6 =1FD002/10.9

=1FD002-XV1.5 .0 =1FD002/12.9

=1FD002-XV2 .6 =1FD002/16.9

=1FD002-XV1 .4 =1FD002/10.9

=1FD002-XV2 .0 =1FD002/16.9

=1FD005
-37K2
=1FD005/37.2

X3:13 X3:23

X4:14 X4:24

-WE

-2T1

X1 1 DC2- 2 DC2+ 3 PE 4 DC1- 5 DC1+

Versorgung
Supply

X2 1 DI-01 2 GND 3 DI-02 4 GND 5 +24V 6 DO-01 7 ENABLE 8 GND 9 +24V 10 GND

Digital Eingang 1 | Digital Eingang 2 | +24VDC | Brake | Enable | CPU

80VD100PS.C00X-01
Wechselrichter
Inverter

MOTOR DRIVE

U V W PE
X5 1 2 3 4

T+ T-
X4 1 2

GEBER DRIVE

SIN COS/ REF SIN/ COS REF/ SH
X6 3 4 5 7 8 9 10

0 x16

1 x1

EPL 1 DRIVE RJ45
X3A 1

EPL 2 DRIVE RJ45
X3B 1

=1FD000/80.2 / PL_R

PL_R / =1FD050/4.8

-2W1

=1FD002-XV2 .6 =1FD002/16.9

=1FD002-XV2 .6 =1FD002/12.9

-2W1

-2W1
12x 15m
intern
internal

BU BN BK GNYE

BNGN WHGN GY PK VT YE WHGN WHBU

+M1
-2M1

A B C PE
U1 V1 W1 PE
M 3~
4 5

1 2 3 4 5 6 7 8 SH

E

x1 x2

Schutzvermerk ISO 16016 beachten / Refer to protection notice ISO 16016.

0		1		2	3	4	5	6	7	8	9	
Erstellungsdatum Date of creation	22.02.2021	Änderungsdatum Modification date	25.06.2021	Kunde Customer Indianapolis Blue Marble USA		KHS	Überwachung Höhenverstellung Verschließer monitoring Height adjustment Capper		Auftragsnummer Order Number K-89407962-000100	Vorherige Seite Previous page 1	Folgeblatt Next Sheet 3	
Name Name	T. Braun	Name Name	schoeffel						Maschine Machine Innofill Can C	=1FD014	+S1	Blatt Sheet 2
Version Version	14	Prüfung Check										

=1FD050/4.1 / 72VDC

=1FD050/4.1 / 72VGND

=1FD050-XV2 =1FD050/10.2 .1 3

=1FD050-XV2 =1FD050/10.2 .0 4

ENAB+ / =1FD050/4.3

ENAB- / =1FD050/4.6

1 / =1FD050/4.2

=1FD050-XV2 =1FD050/10.2 .2 2

-WE

-3T1

X1 1 DC2- 2 DC2+ 3 PE 4 DC1- 5 DC1+

Versorgung Supply

X2 1 DI-01 2 GND 3 DI-02 4 GND 5 +24V 6 DO-01 7 ENABLE 8 GND 9 +24V 10 GND

Digital Eingang 1 | Digital Eingang 2 | +24VDC +24VDC | Brake | Enable | CPU CPU

0 x16

3 x1

80VD100PS.C00X-01
Wechselrichter
Inverter

MOTOR DRIVE

U X5 1 | V 2 | W 3 | PE 4

T+ X4 1 | T- 2

GEBER DRIVE

SIN X6 3 | COS/ 4 | REF 5 | SIN/ 7 | COS 8 | REF/ 9 | SH 10

EPL 1 DRIVE RJ45 X3A 1

EPL 2 DRIVE RJ45 X3B 1

=1FD051/10.0 / PL_R

-3W1

=1FD050-XV2 =1FD050/10.2 .2 3

-X2 10

-3W1

-3W1
12x 3m
intern
internal

BU | BN | BK | GNYE | BNGN | WHGN | GY | PK | VT | YE | WHGN | WHBU

+M1
-3M1

A | B | C | PE

U1 | V1 | W1 | PE

M 3~

4 | 5

1 | 2 | 3 | 4 | 5 | 6 | 7 | 8 | SH

E

x1 x2

Schutzvermerk ISO 16016 beachten / Refer to protection notice ISO 16016.

0		1		2	3	4	5	6	7	8	9	
Erstellungsdatum Date of creation	22.02.2021	Änderungsdatum Modification date	25.06.2021	Kunde Customer Indianapolis Blue Marble USA		KHS	Überwachung Höhenverstellung Füller monitoring Height adjustment Filler		Auftragsnummer Order Number K-89407962-000100	Vorherige Seite Previous page 2	Folgeblatt Next Sheet 4	
Name Name	T. Braun	Name Name	schoeffel						Maschine Machine Innofill Can C	=1FD014	+R10	Blatt Sheet 3
Version Version	14	Prüfung Check										

=1FD002-XV1
=1FD002/10.5
4
.3

-X4 2

=1FD005-3K037
3K037 I13
3K037 I13
=1FD005/9.6

Reserve
Kurbel in Position
Kanal A
Reserve
Crank in the Position
channel A

=1FD002-XV1
=1FD002/10.5
4
.5

-X4 3

=1FD005-3K037
3K037 I14
3K037 I14
=1FD005/9.6

Reserve
Kurbel in Position
Kanal B
Reserve
Crank in the Position
channel B

Schutzvermerk ISO 16016 beachten / Refer to protection notice ISO 16016.

0		1		2	3	4	5	6	7	8	9	
Erstellungsdatum Date of creation	22.02.2021	Änderungsdatum Modification date	23.03.2021	Kunde Customer Indianapolis Blue Marble USA		KHS	Überwachung Höhenverstellung manuell monitoring Height adjustment manual		Auftragsnummer Order Number K-89407962-000100		Vorherige Seite Previous page 3	Folgeblatt Next Sheet =1FD017/1
Name Name	T. Braun	Name Name	schoeffel						Maschine Machine Innofill Can C	=1FD014	+S1	Blatt Sheet 4
Version Version	14	Prüfung Check										

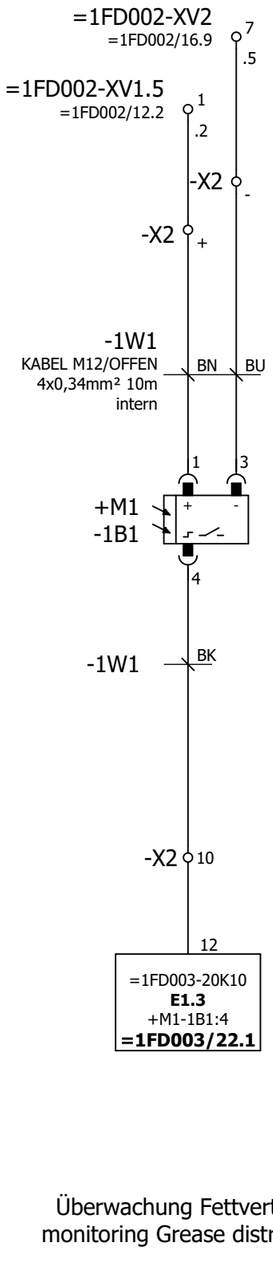

Überwachung Fettverteiler
monitoring Grease distributor

Schutzvermerk ISO 16016 beachten / Refer to protection notice ISO 16016.

0		1		2	3	4	5	6	7	8	9	
Erstellungsdatum Date of creation	23.02.2021	Änderungsdatum Modification date	25.06.2021	Kunde Customer Indianapolis Blue Marble USA		KHS	Schmierung Lubrication		Auftragsnummer Order Number K-89407962-000100	Vorherige Seite Previous page =1FD014/4	Folgeblatt Next Sheet =1FD018/1	
Name Name	T. Braun	Name Name	schoeffel									
Version Version	14	Prüfung Check							Maschine Machine Innofill Can C	=1FD017	+S1	Blatt Sheet 1

Dosensperre
öffnen
Can block
open

=1FD003-75K1
75K1_1K1.1_4
75K1_1K1.1_4
=1FD003/82.6
0

Dosensperre
schließen
Can block
close

=1FD003-75K1
75K1_1K1.1_2
75K1_1K1.1_2
=1FD003/82.6
1

-23K2
=1FD2000/20.1

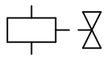

-23K1
=1FD2000/20.1

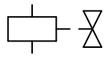

Schutzvermerk ISO 16016 beachten / Refer to protection notice ISO 16016.

0		1		2	3	4	5	6	7	8	9	
Erstellungsdatum Date of creation	03.03.2021	Änderungsdatum Modification date	05.03.2021	Kunde Customer Indianapolis Blue Marble USA		KHS	Ventile Dosensperre Valves Can block		Auftragsnummer Order Number K-89407962-000100	Vorherige Seite Previous page =1FD017/1	Folgeblatt Next Sheet =1FD036/1	
Name Name	T. Braun	Name Name	braun_th									
Version Version	14	Prüfung Check							Maschine Machine Innofill Can C	=1FD018	+M1	Blatt Sheet 1

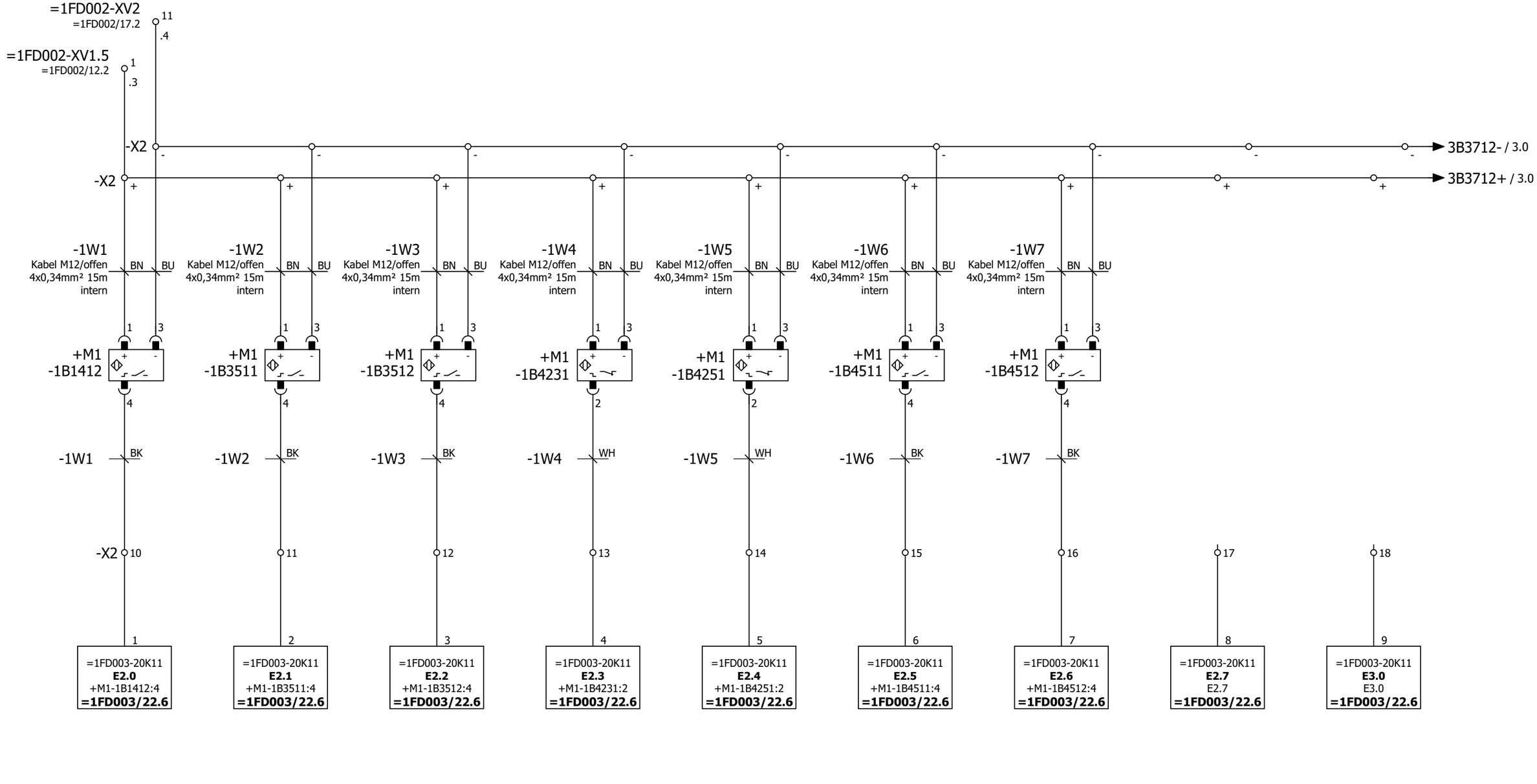

0		1		2	3	4	5	6	7	8	9	
Erstellungsdatum Date of creation	23.02.2021	Änderungsdatum Modification date	25.06.2021	Kunde Customer Indianapolis Blue Marble USA		KHS	Verschließer Capper		Auftragsnummer Order Number K-89407962-000100	Vorherige Seite Previous page =1FD018/1	Folgeblatt Next Sheet 3	
Name Name	T. Braun	Name Name	schoeffel						Maschine Machine Innofill Can C	=1FD036	+S1	Blatt Sheet 1
Version Version	14	Prüfung Check										

Schutzvermerk ISO 16016 beachten / Refer to protection notice ISO 16016.

Dose vorhanden
Can Available

Maschinentakt
Machine cycle

1.9 / 3B3712-

1.9 / 3B3712+

=1FD002
-XV1
=1FD002/10.3
2
.3

-X2
-
+

-3W1
Kabel M12/offen
4x0,34mm² 15m
intern
BN
BU
1
3

-3W2
Kabel M12/offen
4x0,34mm² 15m
intern
BN
BU
1
3

+M1
-3B3712
+
-
4

+M1
-3B3713
+
-
4

-3W1
BK

-3W2
BK

-X2 19

-X2 20

+ COM0 COM1 COM2 X0 X1 X2 X3 X4 X5 X6 X7

-3A3710

Ferrum FX18

Wird von Ferrum beigestellt und in KH eingebaut.

- S/S

Y0 Y1 Y2 Y3 Y4 Y5

10
=1FD003-20K11
E3.1
-3A3710:Y2
=1FD003/22.6

=1FD002
-XV2
=1FD002/16.7
10
.4

=1FD002
-XV1
=1FD002/10.3
2
.5

=1FD002
-XV2
=1FD002/16.7
10
.6

-3K3713
A1
A2
+
-
14
13

-X2 21

-3W3
(H)05VV5-F N UL TC
2x16AWG
intern
1

+M1
-3Y3717
A1
A2
+
-

-3W3
2

-X2 22

11
=1FD002/17.2
.1

Status Steuerung FX ok
Status Control FX ok

Deckel Stopper Ein
Cover Stopper On

Schutzvermerk ISO 16016 beachten / Refer to protection notice ISO 16016.

0		1		2	3	4	5	6	7	8	9	
Erstellungsdatum Date of creation	23.02.2021	Änderungsdatum Modification date	25.06.2021	Kunde Customer Indianapolis Blue Marble USA		KHS	Verschließer Capper		Auftragsnummer Order Number K-89407962-000100	Vorherige Seite Previous page 1	Folgeblatt Next Sheet =1FD038/1	
Name Name	T. Braun	Name Name	schoeffel						Maschine Machine Innofill Can C	=1FD036	+S1	Blatt Sheet 3
Version Version	14	Prüfung Check										

=1FD002/1.9 / L1
=1FD002/1.9 / L2
=1FD002/1.9 / L3

L1 / =1FD039/1.0
L2 / =1FD039/1.0
L3 / =1FD039/1.0

-1F1
4A

-1QA1
.8

NF_STOP_ZUTR / =1FD010/34.3

-WE

=1FD010
-31K1
=1FD010/31.0

X3:33
X4:34

=1FD002
-XV1
=1FD002/10.4

=1FD002/10.4

=1FD010
-30QA2
=1FD010/30.2

-1T1
0,75kW

Frequenzumrichter
Frequency converter
Danfoss FC302

S201
S202
TERMINATION
S801

D In/Out 1
+24V Out
Safe Torque Off
Relais 1
Relais 2

-P1
ProfiNet
IP: 172.16.45.160
SUB: 255.255.0.0
GW: 172.16.255.250
PN: fc-ff-45-160

-1T1.2

-1T1.1

=1FD000/81.1

COM D In

-1W1
(H)05VC4V5-K N UL TC
4G14AWG
beigestellt
supplied
GNYE

-1W4
(H)05VV5-F N UL TC
2x16AWG
beigestellt

-1W3
(H)05VV5-F N UL TC
2x16AWG
intern

+M1
-1Q1
5,5kW

-1W2
(H)05VC4V5-K N UL TC
4G14AWG
beigestellt
supplied

+M1
-1M1
0,55 kW
1,1 A

+M1
-1Q1
.1

-1QA1
3kW

=1FD002
-XV2
=1FD002/17.2

=1FD002/17.2

Zutransport
Infeed

Rückmeldung
Reparaturschalter
Zutransport
feedback
Repair switch Infeed

Zutransport
Infeed

Schutzvermerk ISO 16016 beachten / Refer to protection notice ISO 16016.

0		1		2	3	4	5	6	7	8	9	
Erstellungsdatum Date of creation	23.02.2021	Änderungsdatum Modification date	25.06.2021	Kunde Customer Indianapolis Blue Marble USA		KHS	Zutransport Infeed		Auftragsnummer Order Number K-89407962-000100	Vorherige Seite Previous page =1FD036/3	Folgeblatt Next Sheet 2	
Name Name	T. Braun	Name Name	schoeffel									
Version Version	14	Prüfung Check							Maschine Machine Innofill Can C	=1FD038	+S1	Blatt Sheet 1

MOTORNENNDATEN: MOTOR DATA:	Motorname Motorname	Zutransport Asynchron	Bauteilbezeichnung Component name	=1FD038-1T1	
DANFOSS - MENÜ: DANFOSS - MENU:		**FC 302**	Sollwertbereich Reference Range	**3 - 00**	Min bis Max [0] Min - Max [0]
Sprache Language	**0 - 01**	Englisch [0]	Soll- / Istwert Einheit Reference /Feedback Unit	**3 - 01**	Hz [3]
HZ/UPM Umschaltung Motor speed unit	**0 - 02**	Hz [1]	Min Sollwert Minimum Reference	**3 - 02**	0 Hz
Programmsatz Edit Set-up	**0 - 11**	Aktiver Satz [9]	Max Sollwert Maximum Reference	**3 - 03**	50 Hz
Steuerprinzip Motor Control Principle	**1 - 01**	VVC Plus [1] VVC Plus [1]	Sollwert Funktion Reference Function	**3 - 04**	Externe Anwahl [1] External/Preset [1]
Drehmomentverhalten Torque Characteristics	**1 - 03**	Konstantes Drehmoment [0] Constant torque [0]	Festsollwert Preset Reference	**3 - 10**	% [HV Innenring]
Motorart Motor Construction	**1 - 10**	Asynchron [0] Asynchron [0]	Sollwertvorgabe Reference Site	**3 - 13**	Fern [1]
Motorhersteller Motor Model	**1 - 11**	Std. Asynchron [1] Std. Asynchron [1]	Variabler Sollwert 1 Reference Recource 1	**3 - 15**	Bus Sollwert [11] Local bus reference [11]
Motorleistung Motor Power	**1 - 20**	0,55 KW	Rampentyp 1 Ramp 1 Type	**3 - 40**	Linear [0] Linear [0]
Motorspannung Motor Voltage	**1 - 22**	400 V	Rampenzeit Auf 1 Ramp 1 Ramp up Time	**3 - 41**	1 sec
Motorfrequenz Motor Frequency	**1 - 23**	50 HZ	Rampenzeit Ab 1 Ramp 1 Ramp Down Time	**3 - 42**	1 sec
Motorstrom Motor Current	**1 - 24**	1,1 A	Rampenzeit Schnellstop Quick Stop Ramp Time	**3 - 81**	1 sec sec
Motornenndrehzahl Motor Nominal Speed	**1 - 25**	2950 min-1	Motordrehrichtung Motor Speed Direction	**4 - 10**	Nur Rechts [0] Clockwise [0]
Dauer-Nenndrehmoment Motor Cont. Rated Torque	**1 - 26**	Nm	Min Frequenz Motor Motor Frequency Low Limit	**4 - 12**	0 Hz
Statorwiderstand Stator Resistance (Rs)	**1 - 30**	Ohm	Max Frequenz Motor Motor Frequency High Limit	**4 - 14**	120 Hz UPM
Induktion D-Achse D- axis Inductance (Ld)	**1 - 37**	mH	Motorgrenze motorisch Max Output Frequency	**4 - 16**	%
Thermischer Motorschutz bei Bus Motor Thermal Protection by Bus	**1 - 90**	Thermistor Abschaltung [2] Thermistor trip [2]	Max Ausgangsfreq. Motor Max Output Frequency	**4 - 19**	132 Hz
Thermistor – Anschluss bei Bus Thermistor Resoure – conneting by Bus	**1 - 93**	Digital – Eingang 32 [5] Digital input 32 [5]			

Schutzvermerk ISO 16016 beachten / Refer to protection notice ISO 16016.

0		1		2	3	4	5	6	7	8	9	
Erstellungsdatum Date of creation	23.02.2021	Änderungsdatum Modification date	25.06.2021	Kunde Customer Indianapolis Blue Marble USA		KHS	Einstellungen Frequenzumrichter Settings Frequency converter		Auftragsnummer Order Number K-89407962-000100	Vorherige Seite Previous page 1	Folgeblatt Next Sheet 2.1	
Name Name	T. Braun	Name Name	schoeffel						Maschine Machine Innofill Can C	=1FD038	+S1	Blatt Sheet 2
Version Version	14	Prüfung Check										

Digital Eingang Kl. 29 Funktion Terminal 29 Mode	**5 - 02**	Eingang [0] [HV Innenring] Input [0] [HV Inner ring]	Teilnehmeradresse Node Address	**9 - 18**	
Digital Eingang Kl. 18 Terminal 18 Digital Input	**5 - 10**	ohne Funktion [0] No operation[0]	Profibus Steuerung Process control	**9 - 28**	------ [HV Innenring]
Digital Eingang Kl. 19 Terminal 19 Digital Input	**5 - 11**	ohne Funktion [0] No operation [0]	IP Adresszuweisung IP Address Assignment	**12 - 00**	DCP [10] DCP [10]
Digital Eingang Kl. 27 Terminal 27 Digital Input	**5 - 12**	Motorfreilauf [2] Coast inverse [2]	IP-Adresse IP Address	**12 - 01**	172.16.45.160
Digital Eingang Kl. 29 Terminal 29 Digital Input	**5 - 13**	ohne Funktion [0] No operation [0]	Subnet Mask Subnet Mask	**12 - 02**	255.255.0.0
Digital Eingang Kl. 33 Terminal 33 Digital Input	**5 - 15**	ohne Funktion [0] [HV Innenr.] No operation [0] [HV Inner ring]	Standard Gateway Default Gateway	**12 - 03**	172.16.255.250
Digital Eingang Kl. 37 Safe Stop Terminal 37 Safe Stop	**5 - 19**	Safe Stop Warning [3] Safe Stop Warning [3]	Netzausfall Mains Failure	**14 - 10**	Rampenstopp [1] Ctrl. ramp-down [1]
Digital Ausgang Kl. 29 Terminal 29 Digital Output	**5 - 31**	ohne Funktion [0] [HV Innenr.] No operation[0] [HV Inner ring]	Netzphasen –Unsymmetrie Function at Main Imbalance	**14 - 12**	Alarm [0] Trip [0]
Relais Ausgang 1 Function Relay 1	**5 - 40**	ohne Funktion [0] No operation [0]	Zusätzliche Parameter (optional) Additional parameter (optional)		
Führungshoheit Control Site	**8 - 01**	Klemme und Steuerwort [0] Digital and ctrl. word [0]	Configurable Status Word - Word STW Integ. Repair Switch	8-13-5	T18 DI Status [10]
Steuerwort Timout – Zeit Control Word Timeout Time	**8 - 03**	1 s			
Steuerwort Timeout – Funktion Control Word Timeout Function	**8 - 04**	Stopp [2]			
Steuerwortprofil Control Word Profile	**8 - 10**	FC - Profil [0]			
Zustandswort – Konfiguration Configurable Status – Word STW	**8 - 13 -15**	Warnung Übertemp. [21] Thermal warning [21]			
Motorfreilauf Coasting Select	**8 - 50**	Bus oder Klemme [3] Logic OR [3]			
Schnellstop Quick Stop Select	**8 - 51**	Bus oder Klemme [3] Logic OR [3]			
DC-Bremse DC Brake Select	**8 - 52**	Bus oder Klemme [3] Logic OR [3]			
Start Start Select	**8 - 53**	Bus oder Klemme [3] Logic OR [3]			
Reversierung Reversing Select	**8 - 54**	Bus oder Klemme [3] Logic OR [3]	Werksreset durchgeführt Factory reset realized	**tested**	
			Umrichter eingestellt Frequenzy converter adjusted	**tested**	
			Autom. Motoranpassung [1 - 29] Automatic Motor Adaption [1 - 29]	**non-existen**	Nur für Zutransport Only for Infeed Conveyor

Schutzvermerk ISO 16016 beachten / Refer to protection notice ISO 16016.

0		1		2	3	4	5	6	7	8	9	
Erstellungsdatum Date of creation	23.02.2021	Änderungsdatum Modification date	25.06.2021	Kunde Customer Indianapolis Blue Marble USA		KHS	Einstellungen Frequenzumrichter Settings Frequency converter		Auftragsnummer Order Number K-89407962-000100		Vorherige Seite Previous page 2	Folgeblatt Next Sheet =1FD039/1
Name Name	T. Braun	Name Name	schoeffel						Maschine Machine Innofill Can C	=1FD038	+S1	Blatt Sheet 2.1
Version Version	14	Prüfung Check										

=1FD038/1.9 / L1
=1FD038/1.9 / L2
=1FD038/1.9 / L3

L1 / =1FD045/2.0
L2 / =1FD045/2.0
L3 / =1FD045/2.0

-1F1
6A

-1QA1
.8

-WE

NF_STOP_ABTR / =1FD010/34.4

=1FD010
-31K1
=1FD010/31.0

X1:43
X2:44

=1FD002
+S1-XV1
=1FD002/10.4

=1FD002/10.5

=1FD010
-30QA2
=1FD010/30.2

-1T1
2,2kW

Frequenzumrichter
Frequency converter
Danfoss FC302

S201
S202
TERMINATION
S801

-P1
ProfiNet
IP: 172.16.45.161
SUB: 255.255.0.0
GW: 172.16.255.250
PN: fc-ff-45-161

-1T1.2

=1FD000/81.1

91	92	93	95	27	13	37	01	04	36	73
L1	L2	L3	PE	D In/Out 1	+24V Out	Safe Torque Off	Relais 1	Relais 2	+	74

U	V	W	PE	SH	R-	R+	+10V Out	D In 3	+24V Out	D In	Relais 1	Relais 1	Relais 2	Relais 2	COM D In	-
96	97	98	99	99	81	82	50	32	12	18	03	02	06	05	20	35

-1W1
(H)05VC4V5-K N UL TC
4G14AWG
extern
external
GNYE

-1W3
(H)05VV5-F N UL TC
2x16AWG
extern

+M1
-1Q1
5,5kW

-1W2
(H)05VC4V5-K N UL TC
4G14AWG
extern
external
GNYE

-1M1
max.
2,2kW
5 A

+M1

-1QA1
3kW

=1FD002
+S1-XV2
=1FD002/16.8

=1FD002/16.8

1 2 .1
3 4 .1
5 6 .1
13 14

Abtransport
Outlet

Rückmeldung
Reparaturschalter
Abtransport
feedback
Repair switch Outlet

Abtransport
Outlet

Schutzvermerk ISO 16016 beachten / Refer to protection notice ISO 16016.

0		1		2	3	4	5	6	7	8	9	
Erstellungsdatum Date of creation	23.02.2021	Änderungsdatum Modification date	25.06.2021	Kunde Customer Indianapolis Blue Marble USA		KHS	Abtransport Outlet		Auftragsnummer Order Number K-89407962-000100	Vorherige Seite Previous page =1FD038/2.1	Folgeblatt Next Sheet 2	
Name Name	T. Braun	Name Name	schoeffel						Maschine Machine Innofill Can C	=1FD039	+S1	Blatt Sheet 1
Version Version	14	Prüfung Check										

MOTORNENNDATEN: MOTOR DATA:	Motorname Motorname	Abtransport Asynchron	Bauteilbezeichnung Component name	=1FD039-1T1	
DANFOSS - MENÜ: DANFOSS - MENU:		**FC 302**	Sollwertbereich Reference Range	**3 - 00**	Min bis Max [0] Min - Max [0]
Sprache Language	**0 - 01**	Englisch [0]	Soll- / Istwert Einheit Reference /Feedback Unit	**3 - 01**	Hz [3]
HZ/UPM Umschaltung Motor speed unit	**0 - 02**	Hz [1]	Min Sollwert Minimum Reference	**3 - 02**	0 Hz
Programmsatz Edit Set-up	**0 - 11**	Aktiver Satz [9]	Max Sollwert Maximum Reference	**3 - 03**	50 Hz
Steuerprinzip Motor Control Principle	**1 - 01**	VVC Plus [1] VVC Plus [1]	Sollwert Funktion Reference Function	**3 - 04**	Externe Anwahl [1] External/Preset [1]
Drehmomentverhalten Torque Characteristics	**1 - 03**	Konstantes Drehmoment [0] Constant torque [0]	Festsollwert Preset Reference	**3 - 10**	% [HV Innenring]
Motorart Motor Construction	**1 - 10**	Asynchron [0] Asynchron [0]	Sollwertvorgabe Reference Site	**3 - 13**	Fern [1]
Motorhersteller Motor Model	**1 - 11**	Std. Asynchron [1] Std. Asynchron [1]	Variabler Sollwert 1 Reference Recource 1	**3 - 15**	Bus Sollwert [11] Local bus reference [11]
Motorleistung Motor Power	**1 - 20**	2,2 KW	Rampentyp 1 Ramp 1 Type	**3 - 40**	Linear [0] Linear [0]
Motorspannung Motor Voltage	**1 - 22**	400 V	Rampenzeit Auf 1 Ramp 1 Ramp up Time	**3 - 41**	1 sec
Motorfrequenz Motor Frequency	**1 - 23**	50 HZ	Rampenzeit Ab 1 Ramp 1 Ramp Down Time	**3 - 42**	1 sec
Motorstrom Motor Current	**1 - 24**	5,0 A	Rampenzeit Schnellstop Quick Stop Ramp Time	**3 - 81**	1 sec sec
Motornenndrehzahl Motor Nominal Speed	**1 - 25**	1420 min-1	Motordrehrichtung Motor Speed Direction	**4 - 10**	Nur Rechts [0] Clockwise [0]
Dauer-Nenndrehmoment Motor Cont. Rated Torque	**1 - 26**	Nm	Min Frequenz Motor Motor Frequency Low Limit	**4 - 12**	0 Hz
Statorwiderstand Stator Resistance (Rs)	**1 - 30**	Ohm	Max Frequenz Motor Motor Frequency High Limit	**4 - 14**	120 Hz UPM
Induktion D-Achse D- axis Inductance (Ld)	**1 - 37**	mH	Motorgrenze motorisch Max Output Frequency	**4 - 16**	%
Thermischer Motorschutz bei Bus Motor Thermal Protection by Bus	**1 - 90**	kein Motorschutz [0] No protection [0]	Max Ausgangsfreq. Motor Max Output Frequency	**4 - 19**	132 Hz
Thermistor – Anschluss bei Bus Thermistor Resoure – conneting by Bus	**1 - 93**	Aus [0] None [0]			

Schutzvermerk ISO 16016 beachten / Refer to protection notice ISO 16016.

0		1		2	3	4	5	6	7	8	9	
Erstellungsdatum Date of creation	23.02.2021	Änderungsdatum Modification date	25.06.2021	Kunde Customer Indianapolis Blue Marble USA		KHS	Einstellungen Frequenzumrichter Settings Frequency converter		Auftragsnummer Order Number K-89407962-000100	Vorherige Seite Previous page 1	Folgeblatt Next Sheet 2.1	
Name Name	T. Braun	Name Name	schoeffel						Maschine Machine Innofill Can C	=1FD039	+S1	Blatt Sheet 2
Version Version	14	Prüfung Check										

Digital Eingang Kl. 29 Funktion Terminal 29 Mode	**5 - 02**	Eingang [0] [HV Innenring] Input [0] [HV Inner ring]	Teilnehmeradresse Node Address	**9 - 18**	
Digital Eingang Kl. 18 Terminal 18 Digital Input	**5 - 10**	ohne Funktion [0] No operation[0]	Profibus Steuerung Process control	**9 - 28**	------ [HV Innenring]
Digital Eingang Kl. 19 Terminal 19 Digital Input	**5 - 11**	ohne Funktion [0] No operation [0]	IP Adresszuweisung IP Address Assignment	**12 - 00**	DCP [10] DCP [10]
Digital Eingang Kl. 27 Terminal 27 Digital Input	**5 - 12**	Motorfreilauf [2] Coast inverse [2]	IP-Adresse IP Address	**12 - 01**	172.16.45.161
Digital Eingang Kl. 29 Terminal 29 Digital Input	**5 - 13**	ohne Funktion [0] No operation [0]	Subnet Mask Subnet Mask	**12 - 02**	255.255.0.0
Digital Eingang Kl. 33 Terminal 33 Digital Input	**5 - 15**	ohne Funktion [0] [HV Innenr.] No operation [0] [HV Inner ring]	Standard Gateway Default Gateway	**12 - 03**	172.16.255.250
Digital Eingang Kl. 37 Safe Stop Terminal 37 Safe Stop	**5 - 19**	Safe Stop Warning [3] Safe Stop Warning [3]	Netzausfall Mains Failure	**14 - 10**	Rampenstopp [1] Ctrl. ramp-down [1]
Digital Ausgang Kl. 29 Terminal 29 Digital Output	**5 - 31**	ohne Funktion [0] [HV Innenr.] No operation[0] [HV Inner ring]	Netzphasen –Unsymmetrie Function at Main Imbalance	**14 - 12**	Alarm [0] Trip [0]
Relais Ausgang 1 Function Relay 1	**5 - 40**	ohne Funktion [0] No operation [0]	Zusätzliche Parameter (optional) Additional parameter (optional)		
Führungshoheit Control Site	**8 - 01**	Klemme und Steuerwort [0] Digital and ctrl. word [0]	Configurable Status Word - Word STW Integ. Repair Switch	8-13-5	T18 DI Status [10]
Steuerwort Timout – Zeit Control Word Timeout Time	**8 - 03**	1 s			
Steuerwort Timeout – Funktion Control Word Timeout Function	**8 - 04**	Stopp [2]			
Steuerwortprofil Control Word Profile	**8 - 10**	FC - Profil [0]			
Zustandswort – Konfiguration Configurable Status – Word STW	**8 - 13 -15**	Standartprofil [1] Profile default [1]			
Motorfreilauf Coasting Select	**8 - 50**	Bus oder Klemme [3] Logic OR [3]			
Schnellstop Quick Stop Select	**8 - 51**	Bus oder Klemme [3] Logic OR [3]			
DC-Bremse DC Brake Select	**8 - 52**	Bus oder Klemme [3] Logic OR [3]			
Start Start Select	**8 - 53**	Bus oder Klemme [3] Logic OR [3]			
Reversierung Reversing Select	**8 - 54**	Bus oder Klemme [3] Logic OR [3]	Werksreset durchgeführt Factory reset realized	**tested**	
			Umrichter eingestellt Frequenzy converter adjusted	**tested**	
			Autom. Motoranpassung [1 - 29] Automatic Motor Adaption [1 - 29]	**non-existen**	Nur für Zutransport Only for Infeed Conveyor

Schutzvermerk ISO 16016 beachten / Refer to protection notice ISO 16016.

Reserve
Reserve

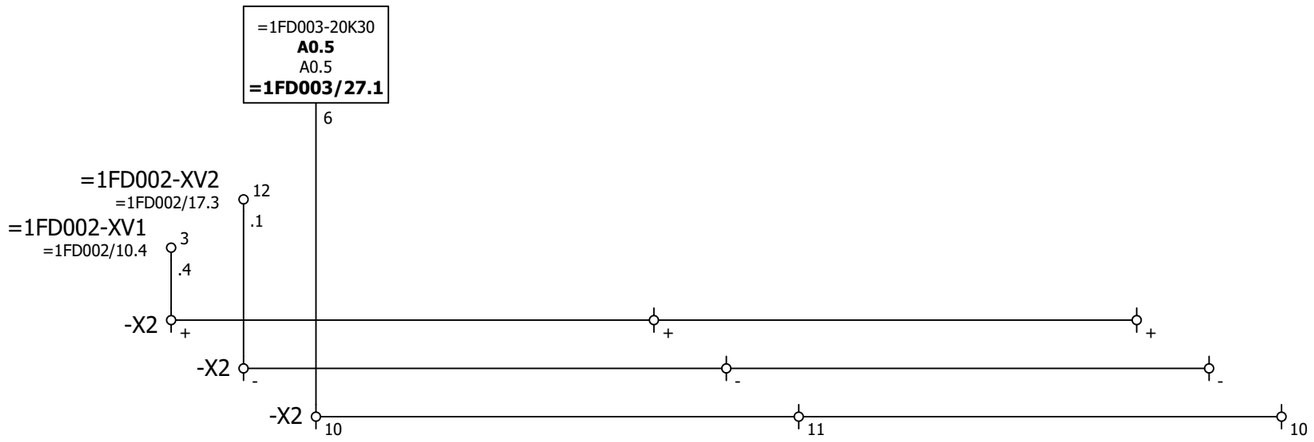

Schutzvermerk ISO 16016 beachten / Refer to protection notice ISO 16016.

0		1		2	3	4	5	6	7	8	9	
Erstellungsdatum Date of creation	23.02.2021	Änderungsdatum Modification date	25.06.2021	Kunde Customer Indianapolis Blue Marble USA		KHS	Reserve Reserve		Auftragsnummer Order Number K-89407962-000100	Vorherige Seite Previous page =1FD039/2.1	Folgeblatt Next Sheet 2	
Name Name	T. Braun	Name Name	schoeffel						Maschine Machine Innofill Can C	=1FD045	+S1	Blatt Sheet 1
Version Version	14	Prüfung Check										

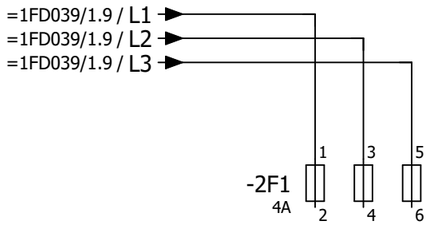

0		1		2	3	4	5	6	7	8	9	
Erstellungsdatum Date of creation	23.02.2021	Änderungsdatum Modification date	25.06.2021	Kunde Customer Indianapolis Blue Marble USA		KHS	Reserve		Auftragsnummer Order Number K-89407962-000100	Vorherige Seite Previous page 1	Folgeblatt Next Sheet 2.1	
Name Name	T. Braun	Name Name	schoeffel									
Version Version	14	Prüfung Check							Maschine Machine Innofill Can C	=1FD045	+S1	Blatt Sheet 2

Schutzvermerk ISO 16016 beachten / Refer to protection notice ISO 16016.

0		1		2	3	4	5	6	7	8	9	
Erstellungsdatum Date of creation	23.02.2021	Änderungsdatum Modification date	25.06.2021	Kunde Customer Indianapolis Blue Marble USA		KHS	Reserve		Auftragsnummer Order Number K-89407962-000100	Vorherige Seite Previous page 2	Folgeblatt Next Sheet 2.2	
Name Name	T. Braun	Name Name	schoeffel									
Version Version	14	Prüfung Check							Maschine Machine Innofill Can C	=1FD045	+S1	Blatt Sheet 2.1

Schutzvermerk ISO 16016 beachten / Refer to protection notice ISO 16016.

0		1		2	3	4	5	6	7	8	9	
Erstellungsdatum Date of creation	23.02.2021	Änderungsdatum Modification date	25.06.2021	Kunde Customer Indianapolis Blue Marble USA		KHS	Reserve		Auftragsnummer Order Number K-89407962-000100	Vorherige Seite Previous page 2.1	Folgeblatt Next Sheet 3	
Name Name	T. Braun	Name Name	schoeffel									
Version Version	14	Prüfung Check							Maschine Machine Innofill Can C	=1FD045	+S1	Blatt Sheet 2.2

Schutzvermerk ISO 16016 beachten / Refer to protection notice ISO 16016.

=1FD002-XV1.5
=1FD002/12.2
1
.6
-X2
13

-X2
14
11
=1FD003-20K11
E3.2
E3.2
=1FD003/22.6

Reserve
Reserve

Schutzvermerk ISO 16016 beachten / Refer to protection notice ISO 16016.

0		1		2	3	4	5	6	7	8	9	
Erstellungsdatum Date of creation	23.02.2021	Änderungsdatum Modification date	25.06.2021	Kunde Customer Indianapolis Blue Marble USA		KHS	Reserve Reserve		Auftragsnummer Order Number K-89407962-000100	Vorherige Seite Previous page 2.2	Folgeblatt Next Sheet 4	
Name Name	T. Braun	Name Name	schoeffel									
Version Version	14	Prüfung Check							Maschine Machine Innofill Can C	=1FD045	+S1	Blatt Sheet 3

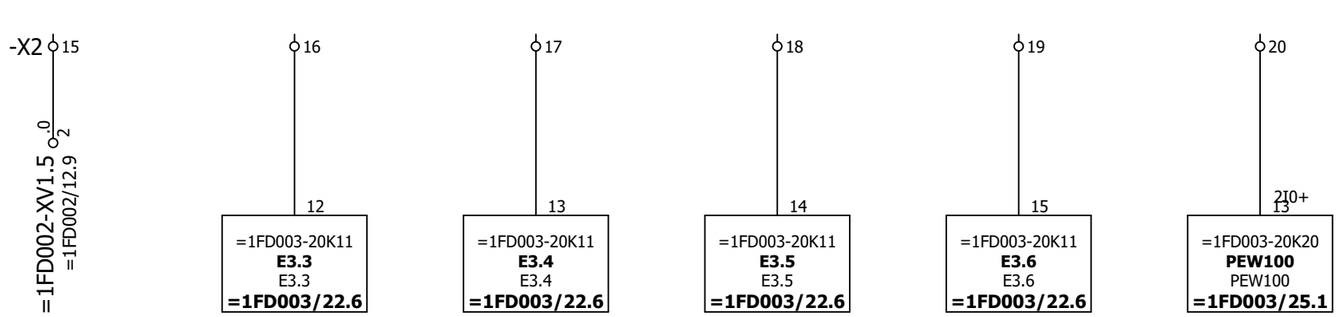

Reserve
Reserve

Reserve
Reserve

Reserve
Reserve

Reserve
Reserve

Reserve
Reserve

Schutzvermerk ISO 16016 beachten / Refer to protection notice ISO 16016.

0		1		2	3	4	5	6	7	8	9	
Erstellungsdatum Date of creation	23.02.2021	Änderungsdatum Modification date	25.06.2021	Kunde Customer Indianapolis Blue Marble USA		KHS	Reserve Reserve		Auftragsnummer Order Number K-89407962-000100	Vorherige Seite Previous page 3	Folgeblatt Next Sheet =1FD050/1	
Name Name	T. Braun	Name Name	schoeffel									
Version Version	14	Prüfung Check							Maschine Machine Innofill Can C	=1FD045	+S1	Blatt Sheet 4

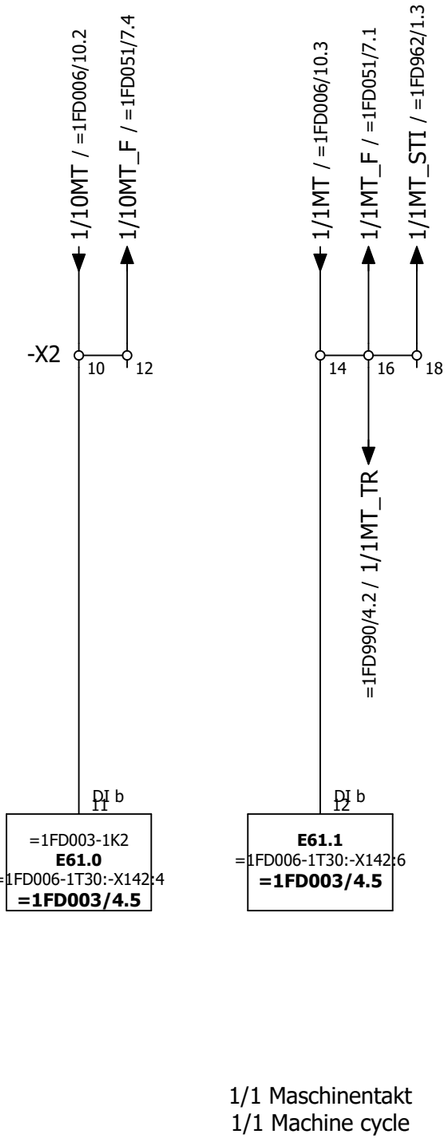

1/1 Maschinentakt
1/1 Machine cycle

1/10 Maschinentakt
1/10 Machine cycle

Schutzvermerk ISO 16016 beachten / Refer to protection notice ISO 16016.

0		1		2	3	4	5	6	7	8	9	
Erstellungsdatum Date of creation	22.02.2021	Änderungsdatum Modification date	25.06.2021	Kunde Customer Indianapolis Blue Marble USA		KHS	Maschinentakt Machine cycle		Auftragsnummer Order Number K-89407962-000100	Vorherige Seite Previous page =1FD045/4	Folgeblatt Next Sheet 2	
Name Name	T. Braun	Name Name	schoeffel									
Version Version	14	Prüfung Check							Maschine Machine Innofill Can C	=1FD050	+S1	Blatt Sheet 1

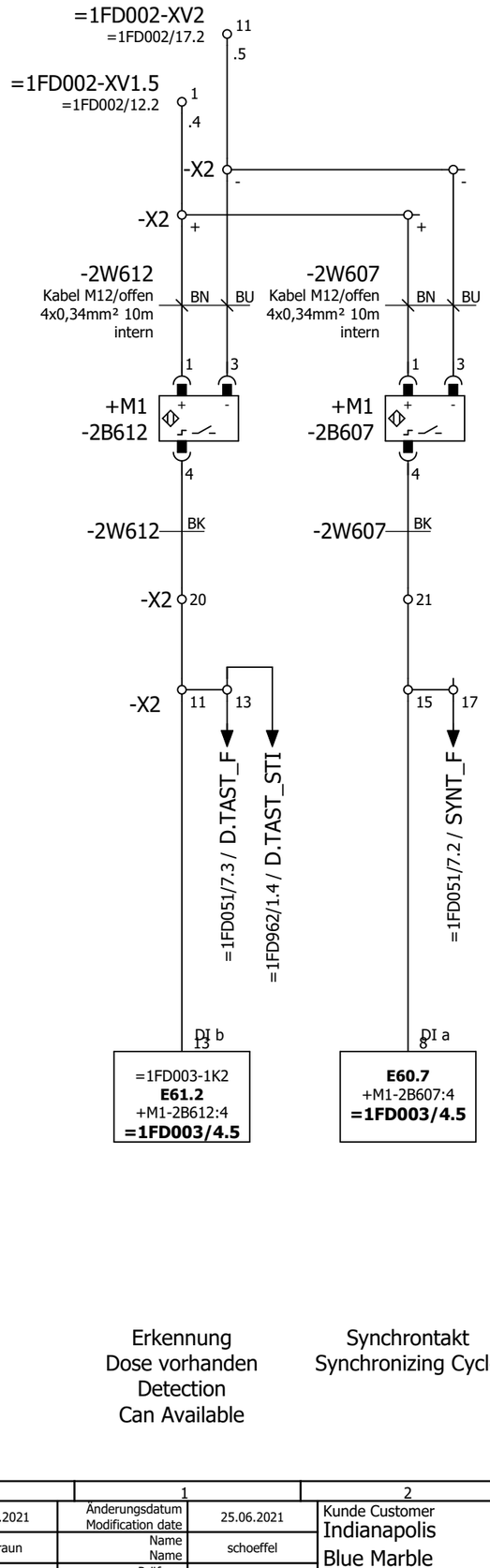

Schutzvermerk ISO 16016 beachten / Refer to protection notice ISO 16016.

0		1		2	3	4	5	6	7	8	9	
Erstellungsdatum Date of creation	22.02.2021	Änderungsdatum Modification date	25.06.2021	Kunde Customer Indianapolis Blue Marble USA		KHS	Dosenerkennung / Synchrontakt Can detection / Synchronizing Cycle		Auftragsnummer Order Number K-89407962-000100	Vorherige Seite Previous page 1	Folgeblatt Next Sheet 4	
Name Name	T. Braun	Name Name	schoeffel						Maschine Machine Innofill Can C	=1FD050	+S1	Blatt Sheet 2
Version Version	14	Prüfung Check										

+S1

-PE

-X50 01 PE

72VDC / =1FD014/2.9

72VGND / =1FD014/2.9

=1FD002-XV1 =1FD002/10.9

=1FD002-XV1.5 =1FD002/12.9

=1FD005 -35K1 =1FD005/35.0

X3:83

X4:84

-4W1
(H)05VV5-F N 5G2,5mm² beigestellt
GNYE 1 2 3 4

PE 11 12 13 14

R_V / =1FD002/5.9

=1FD002-XV2 =1FD002/16.9

R_IDM / =1FD002/5.9

=1FD002-XV2 =1FD002/16.9

-4W4
(H)05VV5-F N 5G2,5mm² beigestellt
GNYE 1 2 3 4

=1FD002-XV2 =1FD002/16.9

=1FD002-XV1.5 =1FD002/12.9

+R10-XV2 /10.2

X50_17 / =1FD051/7.5

=1FD005 -35K1 =1FD005/35.0

X3:93

X4:94

-4W7
UNITRONIC LIYY 7x0,5mm² beigestellt
WH BN GN YE

15 16 17 18

PL_R / =1FD014/2.8

-4W10
ETHERLINE 4x2x22AWG intern
WHOG OG WHGN GN

-X50

01. 03. 05. 07. 09. 11. 12. 13. 14. 15. 16. 17. 18.

PA01 PA02 WHOG OG WHGN GN

01 02 03 04 05 06 07 08 09 10 11 12 13 14 15 16 17 18

O1

PA01 PA02 WHOG OG WHGN GN

-X1S.A 1 2 3 4

-X1_1S.A 1 2 3 4

-X1S.D 1 2 3 4

-X1_1S.D 1 2 3 4

-X1S.C 1 2 3 4

-X1_1S.C 1 2 3 4

-X1S.B 1 2 3 6

-X1_1S.B 1 2 3 6

-4W2
(H)05VV5-F N 5G2,5mm² beigestellt
GNYE 1 2 3 4

-X1_1.1S PE 1 2 3 4

-X1_2.1S PE 1 2 3 4

-4W5
(H)05VV5-F N 5G2,5mm² beigestellt
GNYE 1 2 3 4

-X1_1.2S PE 1 2 3 4

-X1_2.2S PE 1 2 3 4

-4W8
UNITRONIC LIYY 7x0,5mm² beigestellt
WH BN GN YE

-X1_1.3S 1 2 3 4

-X1_2.3S 1 2 3 4

-4W11
ETHERLINE 4x2x22mm² beigestellt
WHOG OG WHGN GN

-X1_1.4S 1 2 3 6

-X1_2.4S 1 2 3 6

+R10

-4W3
(H)05VV5-F N 5G2,5mm² beigestellt
GNYE 1 2 3 4

-X50 01 PE

-PE

-4W6
(H)05VV5-F N 5G2,5mm² beigestellt
GNYE 1 2 3 4

PE 11 12 13 14

-4W9
UNITRONIC LIYY 7x0,5mm² beigestellt
WH BN GN YE

15 16 17 18

WHOG OG WHGN GN

-4W12
ETHERLINE 4x2x22AWG intern

72VDC
=1FD014/3.0

72VGND
=1FD014/3.0

1
=1FD014/3.4

ENAB+
=1FD014/3.4

X50.11
=1FD051/2.0

-XV2 /10.2

X50.13
=1FD051/2.5

-XV2 /10.2

ENAB-
=1FD014/3.4

X50_17
=1FD051/2.9

PL_R
=1FD051/10.0

Schutzvermerk ISO 16016 beachten / Refer to protection notice ISO 16016.

0		1		2	3	4	5	6	7	8	9	
Erstellungsdatum Date of creation	22.02.2021	Änderungsdatum Modification date	25.06.2021	Kunde Customer Indianapolis			Übersicht Schleifring overview Slip ring		Auftragsnummer Order Number K-89407962-000100	Vorherige Seite Previous page 2	Folgeblatt Next Sheet 10	
Name Name	T. Braun	Name Name	schoeffel	Blue Marble					Maschine Machine Innofill Can C	=1FD050	+M1	Blatt Sheet 4
Version Version	14	Prüfung Check		USA								



-XV2 =1FD050/10.2.4	-XV2 =1FD050/10.3.4	-XV2 =1FD050/10.4.4	-XV2 =1FD050/10.6.4
=1FD051/2.5 .1 =1FD051+R10-2F3:5	=1FD050/4.5 .0 =1FD050+R10-X50:14	=1FD051/11.2 .0 =1FD051+R10-10K100:X1:16	=1FD014/3.3 .0 =1FD014+R10-3T1:X2:4
=1FD050/4.4 .2 =1FD050+R10-X50:12	=1FD051/2.0 .1 =1FD051+R10-2F1:5	=1FD014/3.3 .1 =1FD014+R10-3T1:X2:2	=1FD050/4.6 .1 =1FD005+S1-35K1:X3:93
=1FD051/2.0 .3 =1FD051+R11-X2:2	=1FD014/3.4 .2 =1FD014+R10-3T1:X2:10	=1FD014/3.4 .2 =1FD014+M1-3M1:7	
	=1FD051/2.0 .3 =1FD051+R11-X2:1		

Schutzvermerk ISO 16016 beachten / Refer to protection notice ISO 16016.

0		1		2	3	4	5	6	7	8	9	
Erstellungsdatum Date of creation	22.02.2021	Änderungsdatum Modification date	12.03.2021	Kunde Customer Indianapolis Blue Marble USA		KHS	Potential Verteiler +R10/XV2 Potential Distributor +R10/XV2		Auftragsnummer Order Number K-89407962-000100	Vorherige Seite Previous page 4	Folgeblatt Next Sheet =1FD051/2	
Name Name	T. Braun	Name Name	schoeffel						Maschine Machine Innofill Can C	=1FD050	+R10	Blatt Sheet 10
Version Version	14	Prüfung Check										

Bemessungsstrom:
1, 2, 3 ... 10A

Charakteristik:
1: flink
2: mittelträge
3: träge_1
4: träge_2
5-10: träge_3

=1FD050-XV2 .1
=1FD050/10.2 2

=1FD050-XV2 .1
=1FD050/10.2 1

-2X1 .4 — Schiene — LOCC-BOX — DC 12/24V

-2F1 4A C3 — DC 12/24V (Kupferschiene) 7 — DC 12/24V 6 — 0V 5 — Set/Reset 2 — LOCC-BOX — Ein/Aus — Load+ 1 — n.c. 4 — Status 3

-2F2 6A C3 — DC 12/24V (Kupferschiene) 7 — DC 12/24V 6 — 0V 5 — Set/Reset 2 — LOCC-BOX — Ein/Aus — Load+ 1 — n.c. 4 — Status 3

-2X1 .1 — Cu Schiene — Endklemme End terminal

-2X2 .8 — Schiene — LOCC-BOX — DC 12/24V

-2F3 6A C3 — DC 12/24V (Kupferschiene) 7 — DC 12/24V 6 — 0V 5 — Set/Reset 2 — LOCC-BOX — Ein/Aus — Load+ 1 — n.c. 4 — Status 3

-2F4 6A C3 — DC 12/24V (Kupferschiene) 7 — DC 12/24V 6 — 0V 5 — Set/Reset 2 — LOCC-BOX — Ein/Aus — Load+ 1 — n.c. 4 — Status 3

-2F5 6A C3 — DC 12/24V (Kupferschiene) 7 — DC 12/24V 6 — 0V 5 — Set/Reset 2 — LOCC-BOX — Ein/Aus — Load+ 1 — n.c. 4 — Status 3

-2X2 .5 — Cu Schiene — Endklemme End terminal

=1FD050/4.4 / X50.11

=1FD050/4.4 / X50.13

=1FD050-XV2 .3
=1FD050/10.2 1

=1FD050-XV2 .3
=1FD050/10.2 2

2F1 / 11.0

2F2 / 11.0

2F1 / 11.0

2F2 / 11.8

-X2 8 PE

-2W1
(H)05VV5-F N UL TC
12G16AWG
intern

1 2 3 4 5 6 7 GNYE

-X2 1 2 3 4 5 6 7 8 PE

X50_17
=1FD050/4.6

2 / =1FD052/11.0

2 / =1FD052/32.0

2F1 / =1FD052/11.0

2F2 / =1FD052/11.0

2F3 / =1FD052/30.0

2F4 / =1FD052/31.0

2F5 / =1FD052/31.0

+R11

Versorgung
X2X Bus
Supply X2X
Bus

Versorgung
Ventile
Supply Valves

Versorgung Impuls Ausgang
magnetisch induktive Durchflussmesser
Supply Pulse
Output magnetic
inductive Flow meter

Versorgung
magnetisch induktive Durchflussmesser
33-60
Supply
magnetic inductive Flow meter 33-60

Versorgung
magnetisch induktive Durchflussmesser
1-32
Supply
magnetic inductive Flow meter 1-32

Sicherungsausfall
0 = Störung
Broken Fuse Indicator
0 = Fault

Schutzvermerk ISO 16016 beachten / Refer to protection notice ISO 16016.

0		1		2	3	4	5	6	7	8	9	
Erstellungsdatum Date of creation	22.02.2021	Änderungsdatum Modification date	25.06.2021	Kunde Customer Indianapolis Blue Marble USA		KHS	Sicherungsautomaten +R10 Miniature circuit breakers +R10		Auftragsnummer Order Number K-89407962-000100	Vorherige Seite Previous page =1FD050/10	Folgeblatt Next Sheet 3	
Name Name	T. Braun	Name Name	schoeffel						Maschine Machine Innofill Can C	=1FD051	+R10	Blatt Sheet 2
Version Version	14	Prüfung Check										

/5.1
-3K200

IP: 172.16.45.35

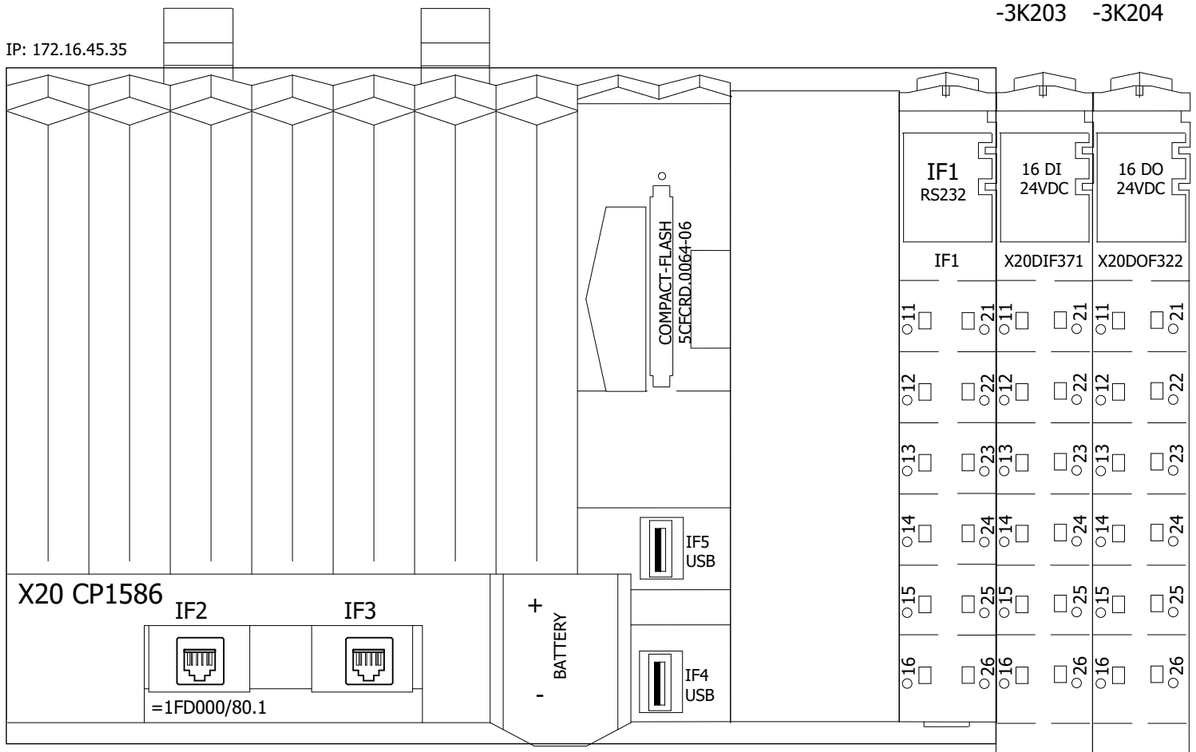

IP:172.16.45.35
SUB:255.255.0.0
GW:172.16.255.250

/7.1 /8.1
/6.0 /6.5
-3K203 -3K204

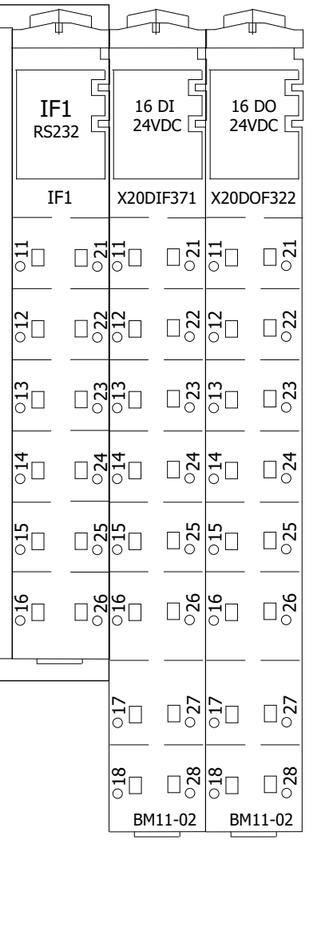

Schutzvermerk ISO 16016 beachten / Refer to protection notice ISO 16016.

0		1		2	3	4	5	6	7	8	9	
Erstellungsdatum Date of creation	22.02.2021	Änderungsdatum Modification date	25.06.2021	Kunde Customer Indianapolis Blue Marble USA		KHS	X20CP1586 Rackaufbau X20CP1586 Rack layout		Auftragsnummer Order Number K-89407962-000100	Vorherige Seite Previous page 2	Folgeblatt Next Sheet 5	
Name Name	T. Braun	Name Name	schoeffel						Maschine Machine Innofill Can C	=1FD051	+S1	Blatt Sheet 3
Version Version	14	Prüfung Check										

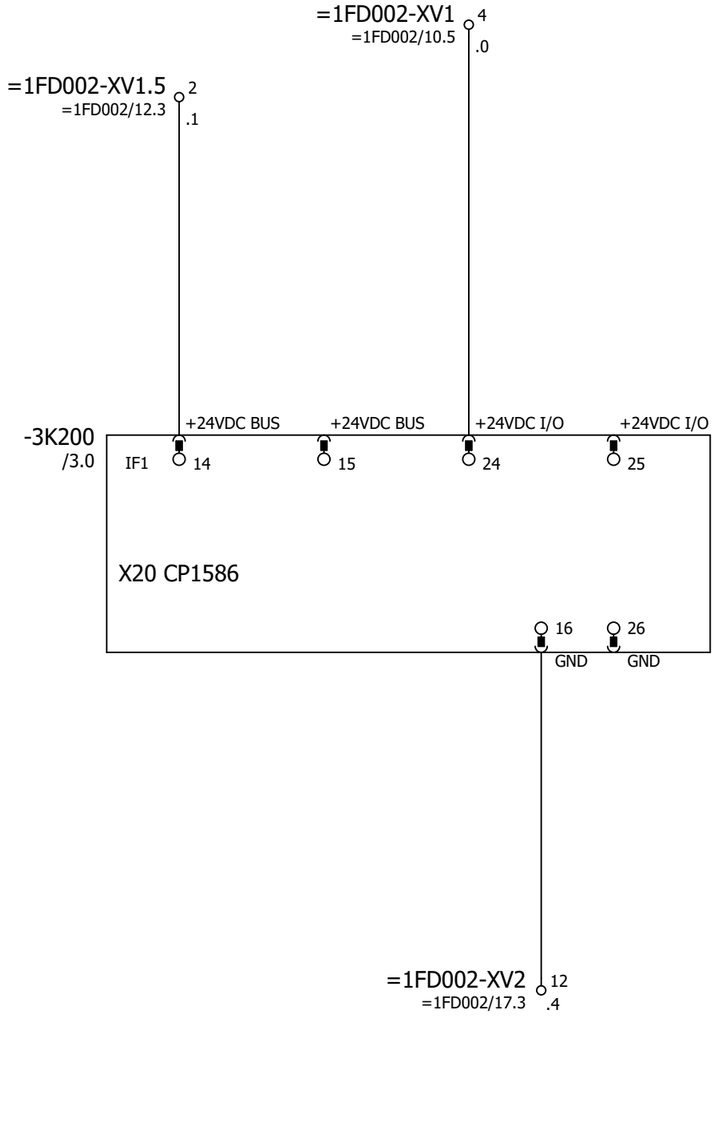

Schutzvermerk ISO 16016 beachten / Refer to protection notice ISO 16016.

0		1		2	3	4	5	6	7	8	9	
Erstellungsdatum Date of creation	22.02.2021	Änderungsdatum Modification date	25.06.2021	Kunde Customer Indianapolis Blue Marble USA		KHS	Kartenversorgung Card power supply		Auftragsnummer Order Number K-89407962-000100	Vorherige Seite Previous page 3	Folgeblatt Next Sheet 6	
Name Name	T. Braun	Name Name	schoeffel						Maschine Machine Innofill Can C	=1FD051	+S1	Blatt Sheet 5
Version Version	14	Prüfung Check										

-3K203
/3.4
16 DI
24VDC

X20DIF371

-X1 DI-1	11	/7.1	DI-1	1/1 Maschinentakt 1/1 Machine cycle
DI-2	21	/7.2	DI-2	Synchrontakt Synchronizing Cycle
DI-3	12	/7.3	DI-3	Dose vorhanden Can Available
DI-4	22			
DI-5	13			
DI-6	23			
DI-7	14	/7.4	DI-7	1/10 Maschinentakt 1/10 Machine cycle
DI-8	24			
DI-9	15			
DI-10	25			
DI-11	16	/7.5	DI-11	Sicherungsausfall 0 = Störung Broken Fuse Indicator 0 = Fault
DI-12	26			
DI-13	17			
DI-14	27			
DI-15	18			
DI-16	28			

BM11-02

-3K204
/3.5
16 DO
24VDC
DO

X20DOF322

-X1 3K204 DO-1	11	/8.1	3K204 DO-1	Unterfüllung Dose Underfilled Can
3K204 DO-2	21			
3K204 DO-3	12			
3K204 DO-4	22			
3K204 DO-5	13			
3K204 DO-6	23			
3K204 DO-7	14			
3K204 DO-8	24			
3K204 DO-9	15			
3K204 DO-10	25			
3K204 DO-11	16			
3K204 DO-12	26			
3K204 DO-13	17			
3K204 DO-14	27			
3K204 DO-15	18			
3K204 DO-16	28			

BM11-02

Schutzvermerk ISO 16016 beachten / Refer to protection notice ISO 16016.

0		1		2	3	4	5	6	7	8	9	
Erstellungsdatum Date of creation	22.02.2021	Änderungsdatum Modification date	22.02.2021	Kunde Customer Indianapolis Blue Marble USA		KHS	Übersicht Digitaleingabe / Digitalausgabe overview Digital input / Digital output		Auftragsnummer Order Number K-89407962-000100	Vorherige Seite Previous page 5	Folgeblatt Next Sheet 7	
Name Name	T. Braun	Name Name	schoeffel						Maschine Machine Innofill Can C	=1FD051	+S1	Blatt Sheet 6
Version Version	14	Prüfung Check										

1/1MT_F / =1FD050/1.2

SYNT_F / =1FD050/2.2

D.TAST_F / =1FD050/2.1

1/10MT_F / =1FD050/1.1

X50_17 / =1FD050/4.6

-X1:11
-3K203
DI-1
DI-1
/6.1

-X1:21
-3K203
DI-2
DI-2
/6.1

-X1:12
-3K203
DI-3
DI-3
/6.1

-X1:14
-3K203
DI-7
DI-7
/6.1

-X1:16
-3K203
DI-11
DI-11
/6.1

Synchrontakt
Synchronizing Cycle

1/10 Maschinentakt
1/10 Machine cycle

1/1 Maschinentakt
1/1 Machine cycle

Dose vorhanden
Can Available

Sicherungsausfall
0 = Störung
Broken Fuse Indicator
0 = Fault

Schutzvermerk ISO 16016 beachten / Refer to protection notice ISO 16016.

0		1		2	3	4	5	6	7	8	9	
Erstellungsdatum Date of creation	22.02.2021	Änderungsdatum Modification date	30.03.2021	Kunde Customer Indianapolis Blue Marble USA		KHS	Eingänge Takt Inputs Pulse		Auftragsnummer Order Number K-89407962-000100	Vorherige Seite Previous page 6	Folgeblatt Next Sheet 8	
Name Name	T. Braun	Name Name	schoeffel						Maschine Machine Innofill Can C	=1FD051	+S1	Blatt Sheet 7
Version Version	14	Prüfung Check										

Unterfüllung Dose
Underfilled Can

-3K204
3K204 DO-1
3K204 DO-1
/6.6
11

-X2 10

Schutzvermerk ISO 16016 beachten / Refer to protection notice ISO 16016.

0		1		2	3	4	5	6	7	8	9	
Erstellungsdatum Date of creation	22.02.2021	Änderungsdatum Modification date	22.02.2021	Kunde Customer Indianapolis Blue Marble USA		KHS	Unterfüllung Dose Underfilled Can		Auftragsnummer Order Number K-89407962-000100	Vorherige Seite Previous page 7	Folgeblatt Next Sheet 10	
Name Name	T. Braun	Name Name	schoeffel									
Version Version	14	Prüfung Check							Maschine Machine Innofill Can C	=1FD051	+S1	Blatt Sheet 8

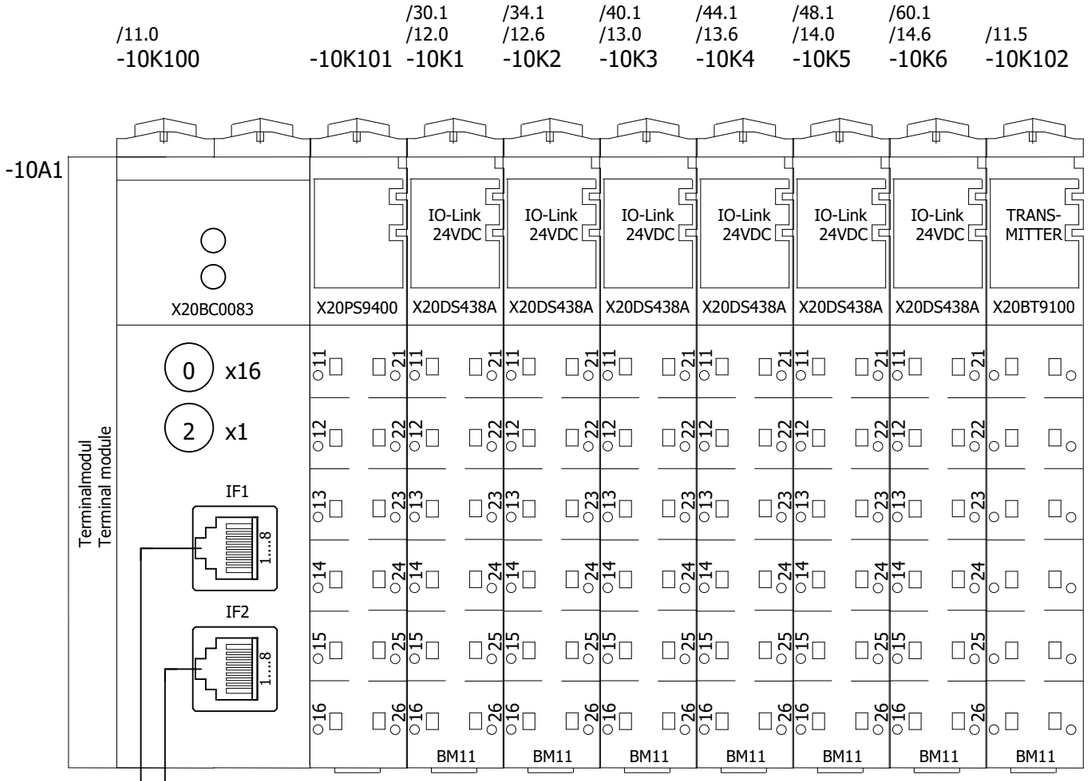

Schutzvermerk ISO 16016 beachten / Refer to protection notice ISO 16016.

0		1		2	3	4	5	6	7	8	9	
Erstellungsdatum Date of creation	22.02.2021	Änderungsdatum Modification date	25.06.2021	Kunde Customer Indianapolis Blue Marble USA		KHS	X20 Rackaufbau +R10 X20 Rack layout +R10		Auftragsnummer Order Number K-89407962-000100	Vorherige Seite Previous page 8	Folgeblatt Next Sheet 11	
Name Name	T. Braun	Name Name	schoeffel						Maschine Machine Innofill Can C	=1FD051	+R10	Blatt Sheet 10
Version Version	14	Prüfung Check										

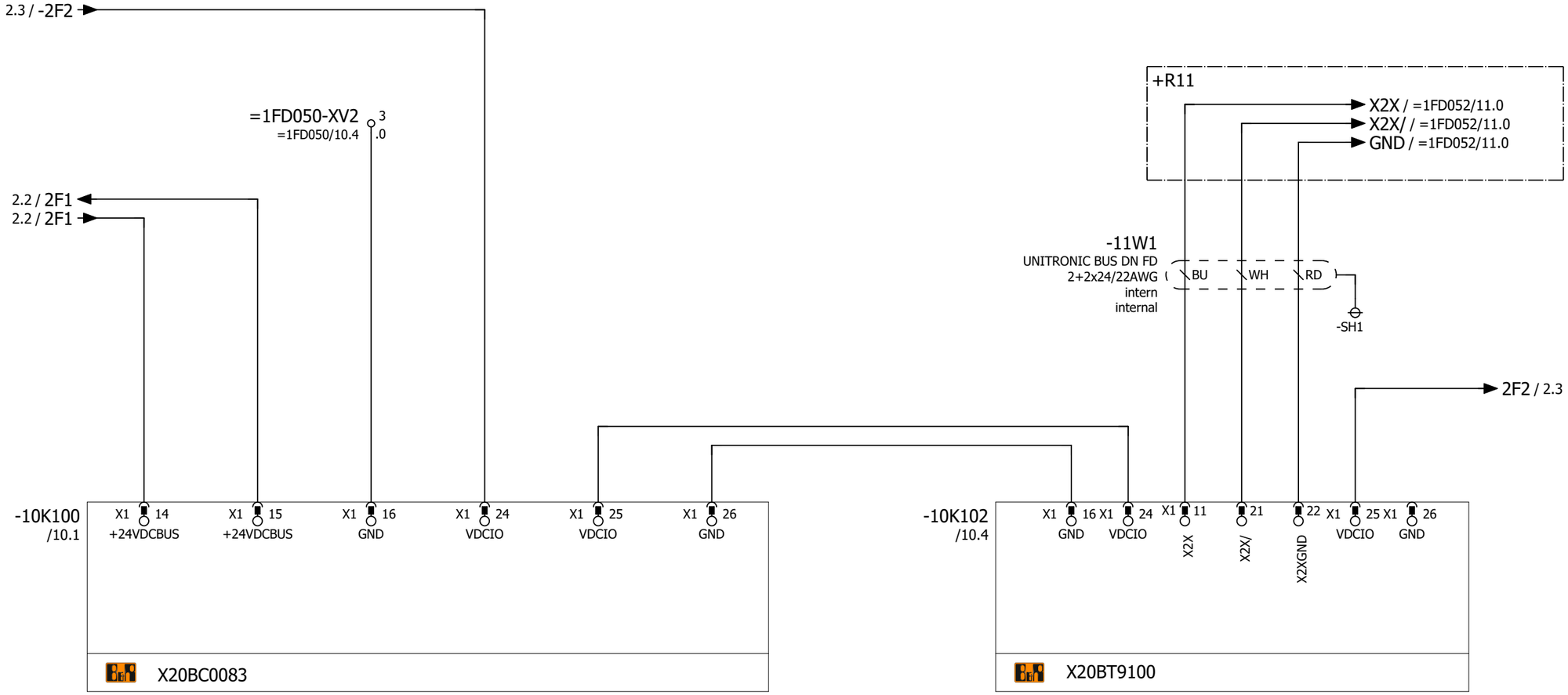

0		1		2	3	4	5	6	7	8	9	
Erstellungsdatum Date of creation	22.02.2021	Änderungsdatum Modification date	12.03.2021	Kunde Customer Indianapolis Blue Marble USA		KHS	Kartenversorgung +R10 Card power supply +R10		Auftragsnummer Order Number K-89407962-000100		Vorherige Seite Previous page 10	Folgeblatt Next Sheet 12
Name Name	T. Braun	Name Name	schoeffel						Maschine Machine Innofill Can C	=1FD051	+R10	Blatt Sheet 11
Version Version	14	Prüfung Check										

Schutzvermerk ISO 16016 beachten / Refer to protection notice ISO 16016.

-10K1
/10.2

X20DS438A

X1				
C/Q-01	11	/30.1	+M1-30KH80:4	
VDC	12	/30.2		
GND	13	/30.3		
X2				
C/Q-02	21	/31.1	+M1-31KH81:4	
VDC	22	/31.2		
GND	23	/31.3		
X3				
C/Q-03	14	/32.1	+M1-32KH82:4	
VDC	15	/32.2		
GND	16	/32.3		
X4				
C/Q-04	24	/33.1	+M1-33KH83:4	
VDC	25	/33.2		
GND	26	/33.3		

BM11

-10K2
/10.2

X20DS438A

X1				
C/Q-01	11	/34.1	+M1-34KH84:4	
VDC	12	/34.2		
GND	13	/34.3		
X2				
C/Q-02	21	/35.1	+M1-35KH85:4	
VDC	22	/35.2		
GND	23	/35.3		
X3				
C/Q-03	14	/36.1	+M1-36KH86:4	
VDC	15	/36.2		
GND	16	/36.3		
X4				
C/Q-04	24	/37.1	+M1-37KH87:4	
VDC	25	/37.2		
GND	26	/37.3		

BM11

Schutzvermerk ISO 16016 beachten / Refer to protection notice ISO 16016.

0		1		2	3	4	5	6	7	8	9	
Erstellungsdatum Date of creation	22.02.2021	Änderungsdatum Modification date	22.02.2021	Kunde Customer Indianapolis Blue Marble USA		KHS	Ausgangskarte I/O Link Output card I/O Link		Auftragsnummer Order Number K-89407962-000100	Vorherige Seite Previous page 11	Folgeblatt Next Sheet 13	
Name Name	T. Braun	Name Name	schoeffel						Maschine Machine Innofill Can C	=1FD051	+R10	Blatt Sheet 12
Version Version	14	Prüfung Check										

-10K3
/10.3

X20DS438A

C/Q-01	X1	11	/40.1	+M1-40KH1:4
VDC	X1	12	/40.2	
GND	X1	13	/40.3	
C/Q-02	X2	21	/41.1	+M1-41KH2:4
VDC		22	/41.2	
GND		23	/41.3	
C/Q-03	X3	14	/42.1	+M1-42KH3:4
VDC		15	/42.2	
GND		16	/42.3	
C/Q-04	X4	24	/43.1	+M1-43KH4:4
VDC		25	/43.2	
GND		26	/43.3	

BM11

-10K4
/10.3

X20DS438A

C/Q-01	X1	11	/44.1	+M1-44KH5:4
VDC	X1	12	/44.2	
GND	X1	13	/44.3	
C/Q-02	X2	21	/45.1	+M1-45KH6:4
VDC		22	/45.2	
GND		23	/45.3	
C/Q-03	X3	14	/46.1	+M1-46KH7:4
VDC		15	/46.2	
GND		16	/46.3	
C/Q-04	X4	24	/47.1	+M1-47KH8:4
VDC		25	/47.2	
GND		26	/47.3	

BM11

Schutzvermerk ISO 16016 beachten / Refer to protection notice ISO 16016.

0		1		2	3	4	5	6	7	8	9	
Erstellungsdatum Date of creation	22.02.2021	Änderungsdatum Modification date	25.02.2021	Kunde Customer Indianapolis Blue Marble USA		KHS	Ausgangskarte I/O Link Output card I/O Link		Auftragsnummer Order Number K-89407962-000100	Vorherige Seite Previous page 12	Folgeblatt Next Sheet 14	
Name Name	T. Braun	Name Name	schoeffel						Maschine Machine Innofill Can C	=1FD051	+R10	Blatt Sheet 13
Version Version	14	Prüfung Check										

-10K5
/10.3

X20DS438A

X1				
C/Q-01	11	/48.1	+M1-48KH9:4	
VDC	12	/48.2		
GND	13	/48.3		
X2				
C/Q-02	21	/49.1	+M1-49KH10:4	
VDC	22	/49.2		
GND	23	/49.3		
X3				
C/Q-03	14	/50.1	+M1-50KH11:4	
VDC	15	/50.2		
GND	16	/50.3		
X4				
C/Q-04	24	/51.1	+M1-51KH12:4	
VDC	25	/51.2		
GND	26	/51.3		

BM11

-10K6
/10.4

X20DS438A

X1				
C/Q-01	11	/60.1	+M1-1MM720:4	
VDC	12			
GND	13			
X2				
C/Q-02	21	/60.4	+M1-1MM721:4	
VDC	22	/60.4		
GND	23	/60.5		
X3				
C/Q-03	14			
VDC	15	/60.2		
GND	16	/60.2	10K6 GND	
X4				
C/Q-04	24			
VDC	25			
GND	26			

BM11

Schutzvermerk ISO 16016 beachten / Refer to protection notice ISO 16016.

0		1		2	3	4	5	6	7	8	9	
Erstellungsdatum Date of creation	22.02.2021	Änderungsdatum Modification date	25.06.2021	Kunde Customer Indianapolis Blue Marble USA		KHS	Ausgangskarte I/O Link Output card I/O Link		Auftragsnummer Order Number K-89407962-000100	Vorherige Seite Previous page 13	Folgeblatt Next Sheet 30	
Name Name	T. Braun	Name Name	schoeffel						Maschine Machine Innofill Can C	=1FD051	+R10	Blatt Sheet 14
Version Version	14	Prüfung Check										

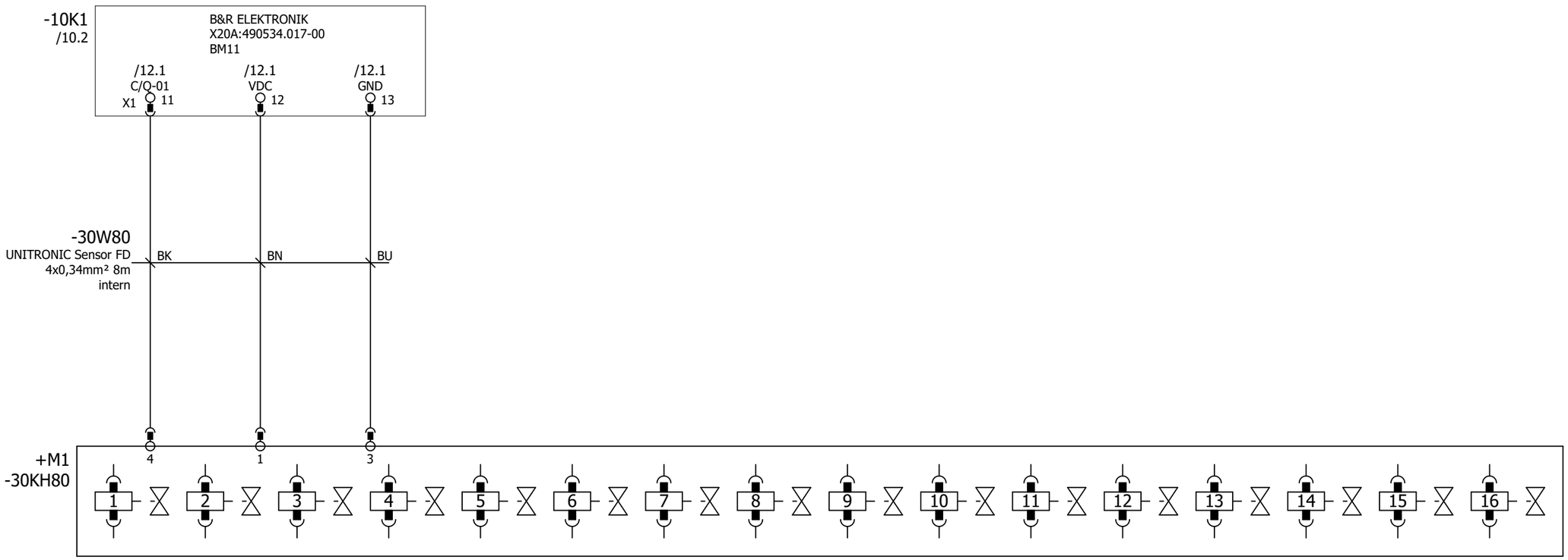

senken Tulpe 3 lower Bell 3	senken Tulpe 4 lower Bell 4	senken Tulpe 5 lower Bell 5	senken Tulpe 6 lower Bell 6	senken Tulpe 7 lower Bell 7	senken Tulpe 8 lower Bell 8	senken Tulpe 9 lower Bell 9	Reserve Reserve		
heben Tulpe 3 lift Bell 3	heben Tulpe 4 lift Bell 4	heben Tulpe 5 lift Bell 5	heben Tulpe 6 lift Bell 6	heben Tulpe 7 lift Bell 7	heben Tulpe 8 lift Bell 8	heben Tulpe 9 lift Bell 9	Reserve Reserve		

Schutzvermerk ISO 16016 beachten / Refer to protection notice ISO 16016.

0		1		2	3	4	5	6	7	8	9	
Erstellungsdatum Date of creation	22.02.2021	Änderungsdatum Modification date	25.02.2021	Kunde Customer Indianapolis Blue Marble USA		KHS	Ventil Steuerung Valve Control		Auftragsnummer Order Number K-89407962-000100	Vorherige Seite Previous page 14	Folgeblatt Next Sheet 31	
Name Name	T. Braun	Name Name	schoeffel						Maschine Machine Innofill Can C	=1FD051	+R10	Blatt Sheet 30
Version Version	14	Prüfung Check										

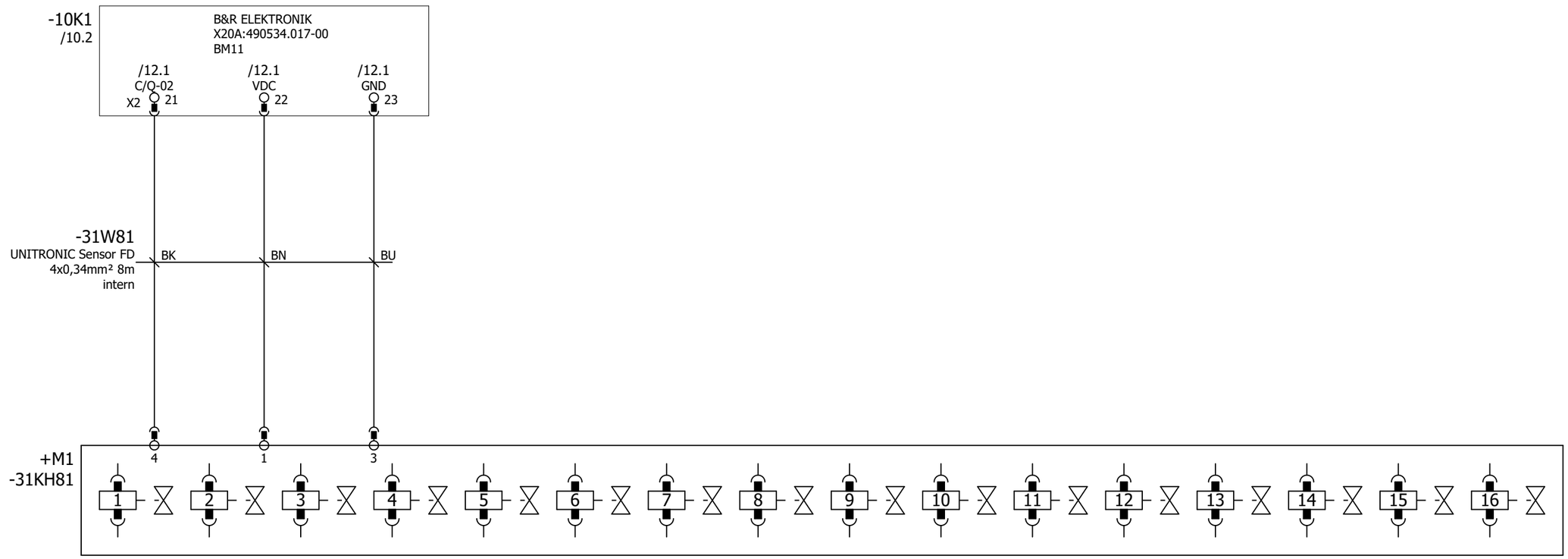

senken Tulpe 10
lower Bell 10

senken Tulpe 11
lower Bell 11

senken Tulpe 12
lower Bell 12

senken Tulpe 13
lower Bell 13

senken Tulpe 14
lower Bell 14

senken Tulpe 15
lower Bell 15

senken Tulpe 16
lower Bell 16

senken Tulpe 17
lower Bell 17

heben Tulpe 10
lift Bell 10

heben Tulpe 11
lift Bell 11

heben Tulpe 12
lift Bell 12

heben Tulpe 13
lift Bell 13

heben Tulpe 14
lift Bell 14

heben Tulpe 15
lift Bell 15

heben Tulpe 16
lift Bell 16

heben Tulpe 17
lift Bell 17

Schutzvermerk ISO 16016 beachten / Refer to protection notice ISO 16016.

0		1		2	3	4	5	6	7	8	9	
Erstellungsdatum Date of creation	22.02.2021	Änderungsdatum Modification date	25.02.2021	Kunde Customer Indianapolis Blue Marble USA		KHS	Ventil Steuerung Valve Control		Auftragsnummer Order Number K-89407962-000100	Vorherige Seite Previous page 30	Folgeblatt Next Sheet 32	
Name Name	T. Braun	Name Name	schoeffel						Maschine Machine Innofill Can C	=1FD051	+R10	Blatt Sheet 31
Version Version	14	Prüfung Check										

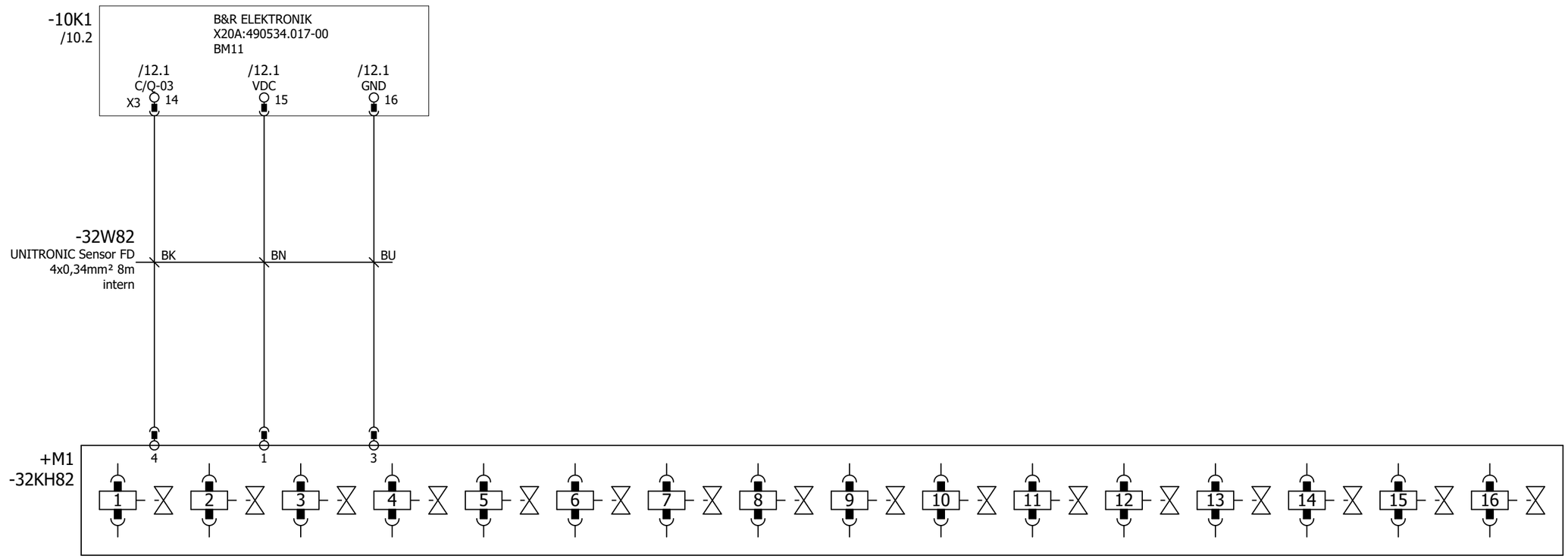

senken Tulpe 18 lower Bell 18	senken Tulpe 19 lower Bell 19	senken Tulpe 20 lower Bell 20	senken Tulpe 21 lower Bell 21	senken Tulpe 22 lower Bell 22	senken Tulpe 23 lower Bell 23	senken Tulpe 24 lower Bell 24	Reserve Reserve			
heben Tulpe 18 lift Bell 18	heben Tulpe 19 lift Bell 19	heben Tulpe 20 lift Bell 20	heben Tulpe 21 lift Bell 21	heben Tulpe 22 lift Bell 22	heben Tulpe 23 lift Bell 23	heben Tulpe 24 lift Bell 24	Reserve Reserve			

0		1		2	3	4	5	6	7	8	9	
Erstellungsdatum Date of creation	22.02.2021	Änderungsdatum Modification date	25.02.2021	Kunde Customer Indianapolis Blue Marble USA		KHS	Ventil Steuerung Valve Control		Auftragsnummer Order Number K-89407962-000100	Vorherige Seite Previous page 31	Folgeblatt Next Sheet 33	
Name Name	T. Braun	Name Name	schoeffel						Maschine Machine Innofill Can C	=1FD051	+R10	Blatt Sheet 32
Version Version	14	Prüfung Check										

Schutzvermerk ISO 16016 beachten / Refer to protection notice ISO 16016.

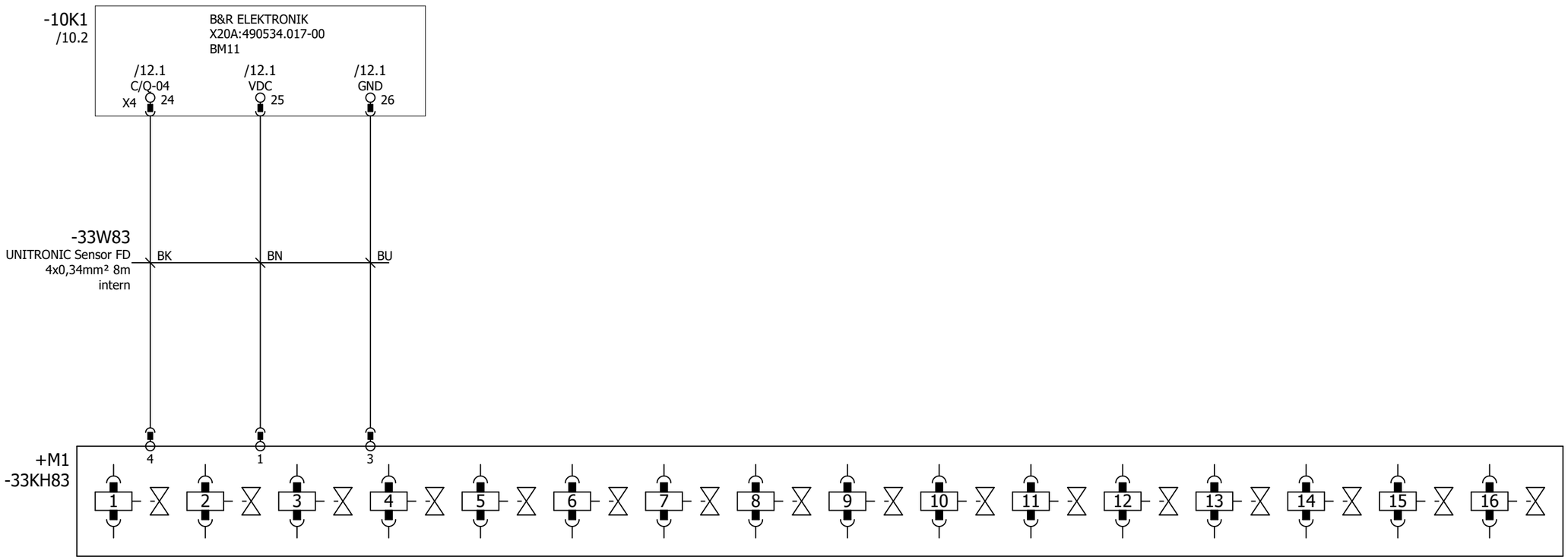

senken Tulpe 25 lower Bell 25	senken Tulpe 26 lower Bell 26	senken Tulpe 27 lower Bell 27	senken Tulpe 28 lower Bell 28	senken Tulpe 29 lower Bell 29	senken Tulpe 30 lower Bell 30	senken Tulpe 31 lower Bell 31	Reserve Reserve			
heben Tulpe 25 lift Bell 25	heben Tulpe 26 lift Bell 26	heben Tulpe 27 lift Bell 27	heben Tulpe 28 lift Bell 28	heben Tulpe 29 lift Bell 29	heben Tulpe 30 lift Bell 30	heben Tulpe 31 lift Bell 31	Reserve Reserve			

0		1		2	3	4	5	6	7	8	9	
Erstellungsdatum Date of creation	22.02.2021	Änderungsdatum Modification date	25.02.2021	Kunde Customer Indianapolis Blue Marble USA		KHS	Ventil Steuerung Valve Control		Auftragsnummer Order Number K-89407962-000100	Vorherige Seite Previous page 32	Folgeblatt Next Sheet 34	
Name Name	T. Braun	Name Name	schoeffel						Maschine Machine Innofill Can C	=1FD051	+R10	Blatt Sheet 33
Version Version	14	Prüfung Check										

Schutzvermerk ISO 16016 beachten / Refer to protection notice ISO 16016.

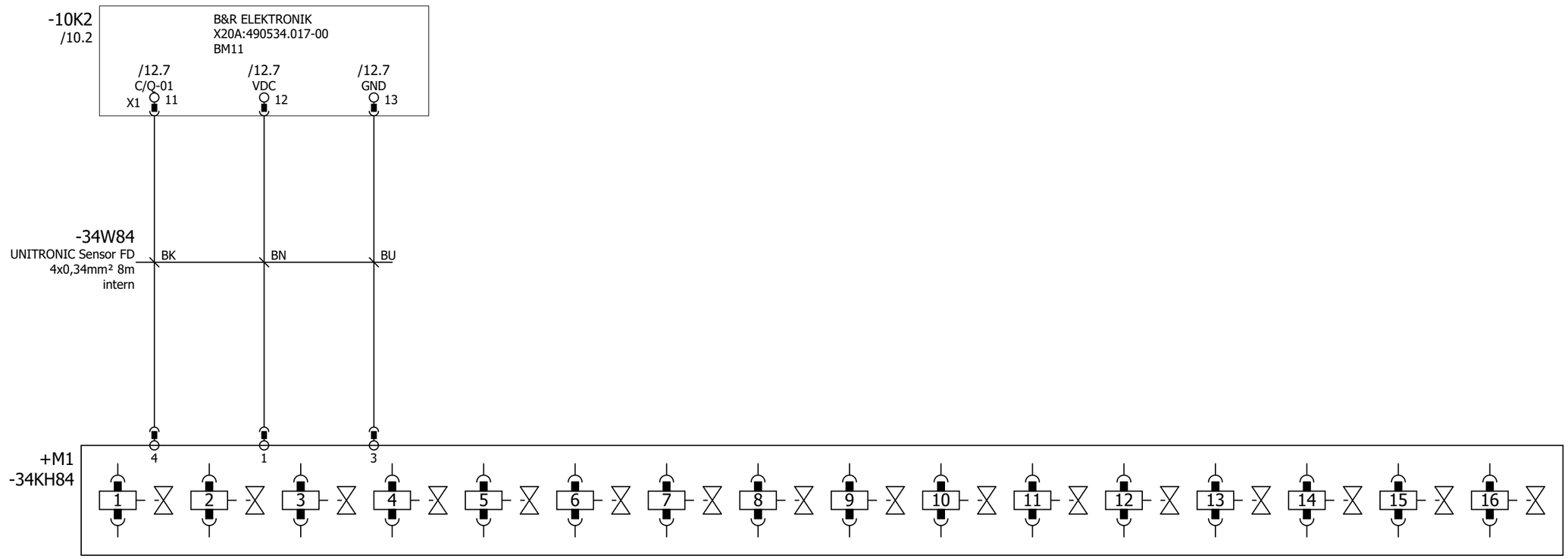

senken Tulpe 32 lower Bell 32	senken Tulpe 33 lower Bell 33	senken Tulpe 34 lower Bell 34	senken Tulpe 35 lower Bell 35	senken Tulpe 36 lower Bell 36	senken Tulpe 37 lower Bell 37	senken Tulpe 38 lower Bell 38	Reserve Reserve
heben Tulpe 32 lift Bell 32	heben Tulpe 33 lift Bell 33	heben Tulpe 34 lift Bell 34	heben Tulpe 35 lift Bell 35	heben Tulpe 36 lift Bell 36	heben Tulpe 37 lift Bell 37	heben Tulpe 38 lift Bell 38	Reserve Reserve

0		1		2	3	4	5	6	7	8	9	
Erstellungsdatum Date of creation	22.02.2021	Änderungsdatum Modification date	25.02.2021	Kunde Customer Indianapolis Blue Marble USA		KHS	Ventil Steuerung Valve Control		Auftragsnummer Order Number K-89407962-000100	Vorherige Seite Previous page 33	Folgeblatt Next Sheet 35	
Name Name	T. Braun	Name Name	schoeffel						Maschine Machine Innofill Can C	=1FD051	+R10	Blatt Sheet 34
Version Version	14	Prüfung Check										

Schutzvermerk ISO 16016 beachten / Refer to protection notice ISO 16016.

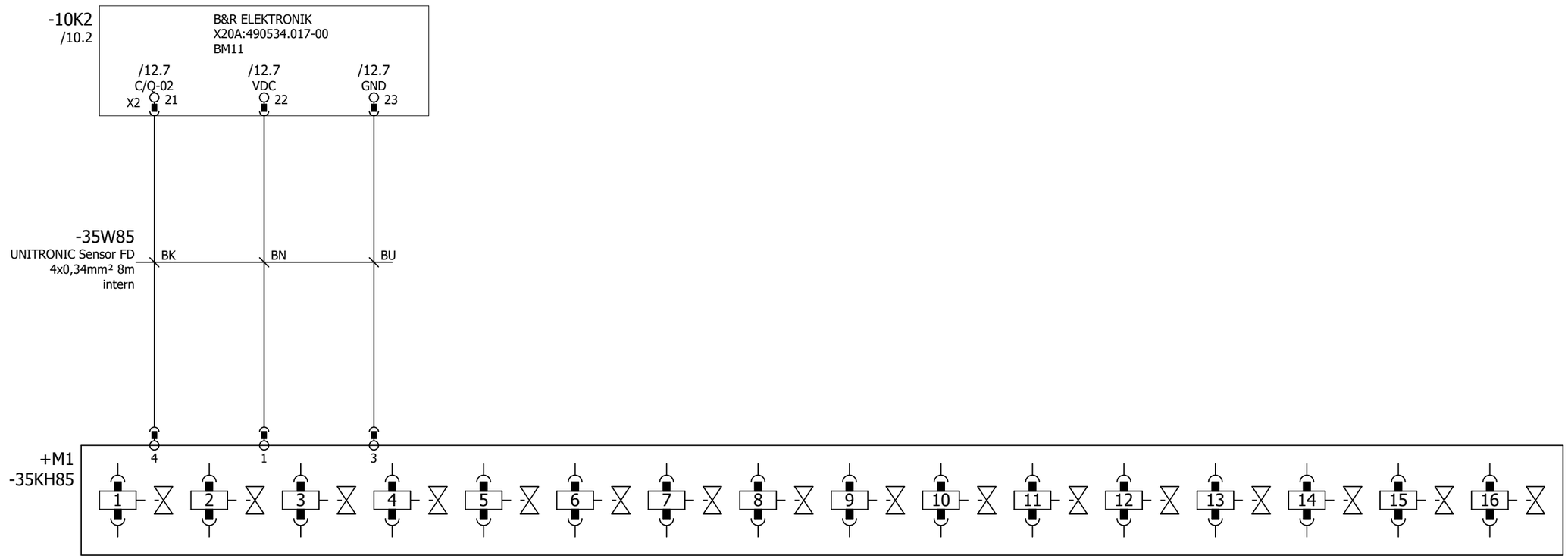

senken Tulpe 39
lower Bell 39

senken Tulpe 40
lower Bell 40

senken Tulpe 41
lower Bell 41

senken Tulpe 42
lower Bell 42

senken Tulpe 43
lower Bell 43

senken Tulpe 44
lower Bell 44

senken Tulpe 45
lower Bell 45

senken Tulpe 46
lower Bell 46

heben Tulpe 39
lift Bell 39

heben Tulpe 40
lift Bell 40

heben Tulpe 41
lift Bell 41

heben Tulpe 42
lift Bell 42

heben Tulpe 43
lift Bell 43

heben Tulpe 44
lift Bell 44

heben Tulpe 45
lift Bell 45

heben Tulpe 46
lift Bell 46

Schutzvermerk ISO 16016 beachten / Refer to protection notice ISO 16016.

0		1		2	3	4	5	6	7	8	9	
Erstellungsdatum Date of creation	22.02.2021	Änderungsdatum Modification date	25.02.2021	Kunde Customer Indianapolis Blue Marble USA		KHS	Ventil Steuerung Valve Control		Auftragsnummer Order Number K-89407962-000100	Vorherige Seite Previous page 34	Folgeblatt Next Sheet 36	
Name Name	T. Braun	Name Name	schoeffel						Maschine Machine Innofill Can C	=1FD051	+R10	Blatt Sheet 35
Version Version	14	Prüfung Check										

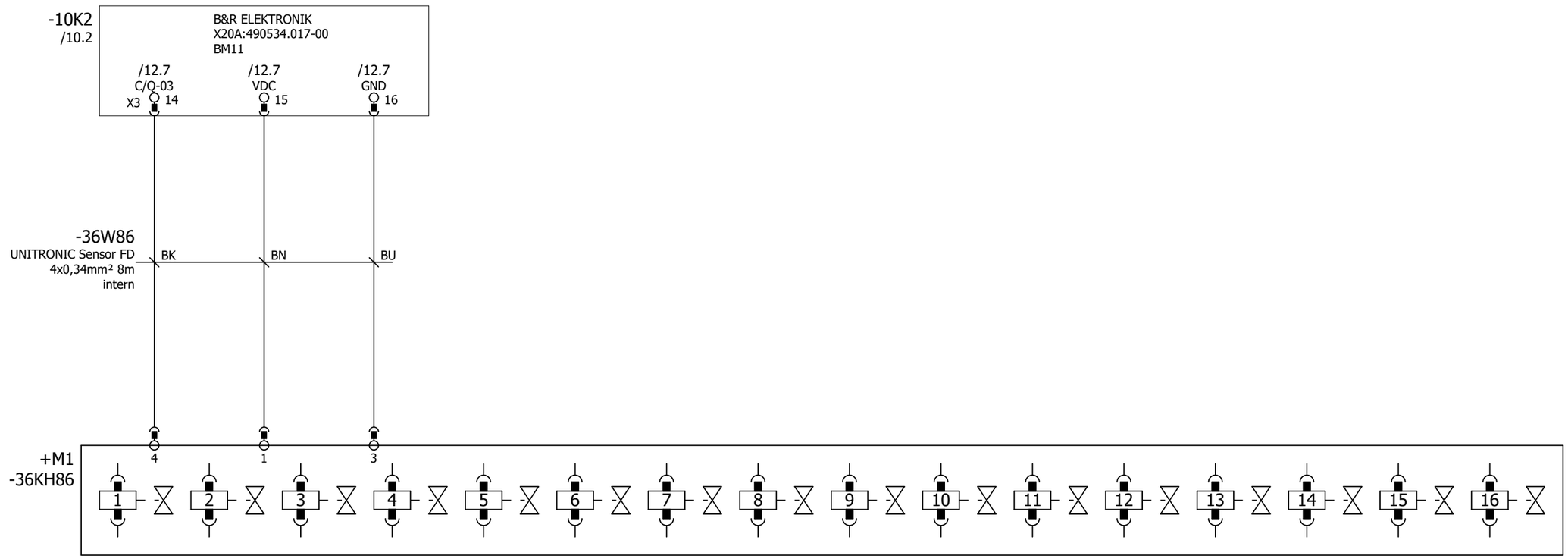

senken Tulpe 47
lower Bell 47

senken Tulpe 48
lower Bell 48

senken Tulpe 49
lower Bell 49

senken Tulpe 50
lower Bell 50

senken Tulpe 51
lower Bell 51

senken Tulpe 52
lower Bell 52

senken Tulpe 53
lower Bell 53

senken Tulpe 54
lower Bell 54

heben Tulpe 47
lift Bell 47

heben Tulpe 48
lift Bell 48

heben Tulpe 49
lift Bell 49

heben Tulpe 50
lift Bell 50

heben Tulpe 51
lift Bell 51

heben Tulpe 52
lift Bell 52

heben Tulpe 53
lift Bell 53

heben Tulpe 54
lift Bell 54

Schutzvermerk ISO 16016 beachten / Refer to protection notice ISO 16016.

0		1		2	3	4	5	6	7	8	9	
Erstellungsdatum Date of creation	25.02.2021	Änderungsdatum Modification date	25.02.2021	Kunde Customer Indianapolis Blue Marble USA		KHS	Ventil Steuerung Valve Control		Auftragsnummer Order Number K-89407962-000100	Vorherige Seite Previous page 35	Folgeblatt Next Sheet 37	
Name Name	T. Braun	Name Name	schoeffel						Maschine Machine Innofill Can C	=1FD051	+R10	Blatt Sheet 36
Version Version	14	Prüfung Check										

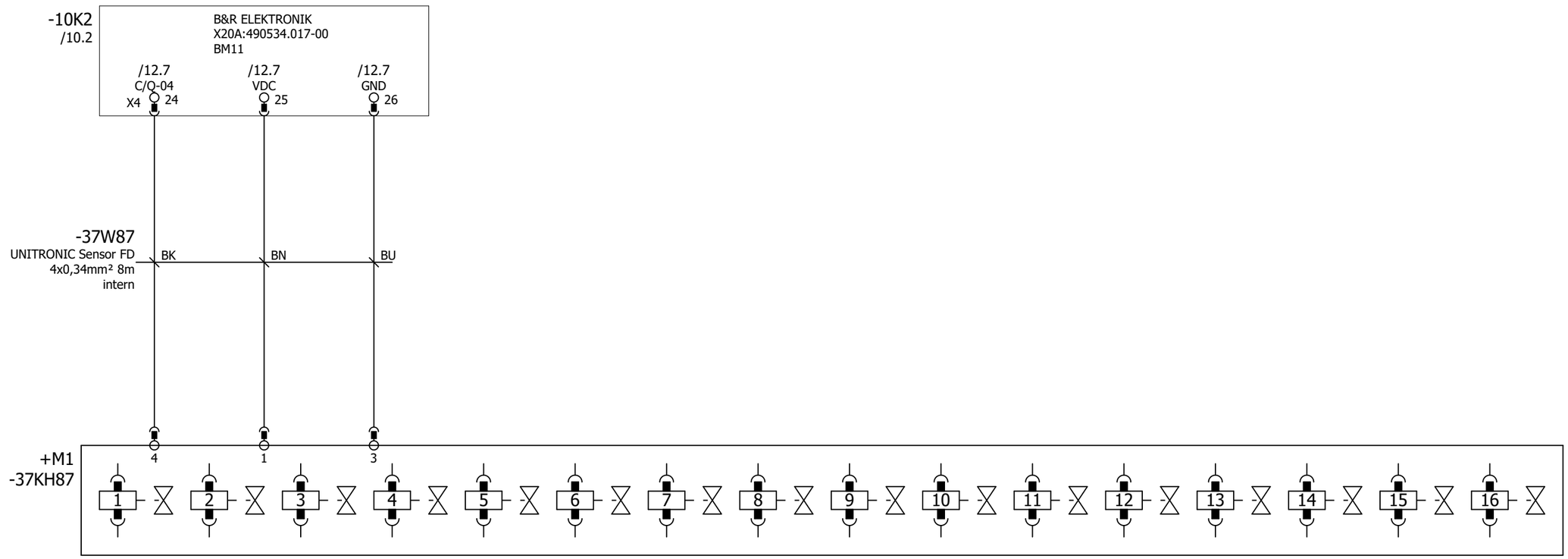

senken Tulpe 55
lower Bell 55

senken Tulpe 56
lower Bell 56

senken Tulpe 57
lower Bell 57

senken Tulpe 58
lower Bell 58

senken Tulpe 59
lower Bell 59

senken Tulpe 60
lower Bell 60

senken Tulpe 1
lower Bell 1

senken Tulpe 2
lower Bell 2

heben Tulpe 55
lift Bell 55

heben Tulpe 56
lift Bell 56

heben Tulpe 57
lift Bell 57

heben Tulpe 58
lift Bell 58

heben Tulpe 59
lift Bell 59

heben Tulpe 60
lift Bell 60

heben Tulpe 1
lift Bell 1

heben Tulpe 2
lift Bell 2

Schutzvermerk ISO 16016 beachten / Refer to protection notice ISO 16016.

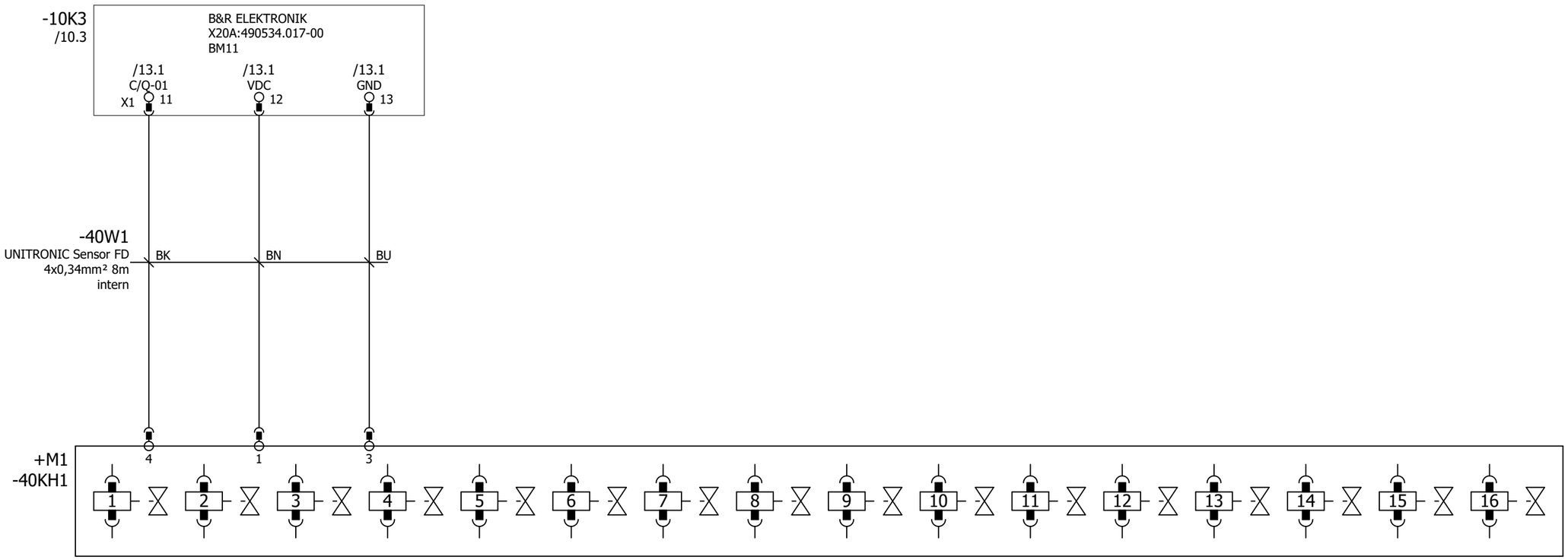

CO2 Spülen 2 CO2 Rinsing 2	Produkt 3 Product 3	Spanngas 3 Counter Gas 3	CO2 Spülen 4 CO2 Rinsing 4
Produkt 5 Product 5	Spanngas 5 Counter Gas 5	CO2 Spülen 6 CO2 Rinsing 6	Reserve Reserve

Produkt 2 Product 2	Spanngas 2 Counter Gas 2	CO2 Spülen 3 CO2 Rinsing 3	Produkt 4 Product 4	Spanngas 4 Counter Gas 4	CO2 Spülen 5 CO2 Rinsing 5	Produkt 6 Product 6	Spanngas 6 Counter Gas 6

Schutzvermerk ISO 16016 beachten / Refer to protection notice ISO 16016.

0		1		2	3	4	5	6	7	8	9	
Erstellungsdatum Date of creation	22.02.2021	Änderungsdatum Modification date	25.02.2021	Kunde Customer Indianapolis Blue Marble USA		KHS	Ventil Steuerung Valve Control		Auftragsnummer Order Number K-89407962-000100	Vorherige Seite Previous page 37	Folgeblatt Next Sheet 41	
Name Name	T. Braun	Name Name	schoeffel						Maschine Machine Innofill Can C	=1FD051	+R10	Blatt Sheet 40
Version Version	14	Prüfung Check										

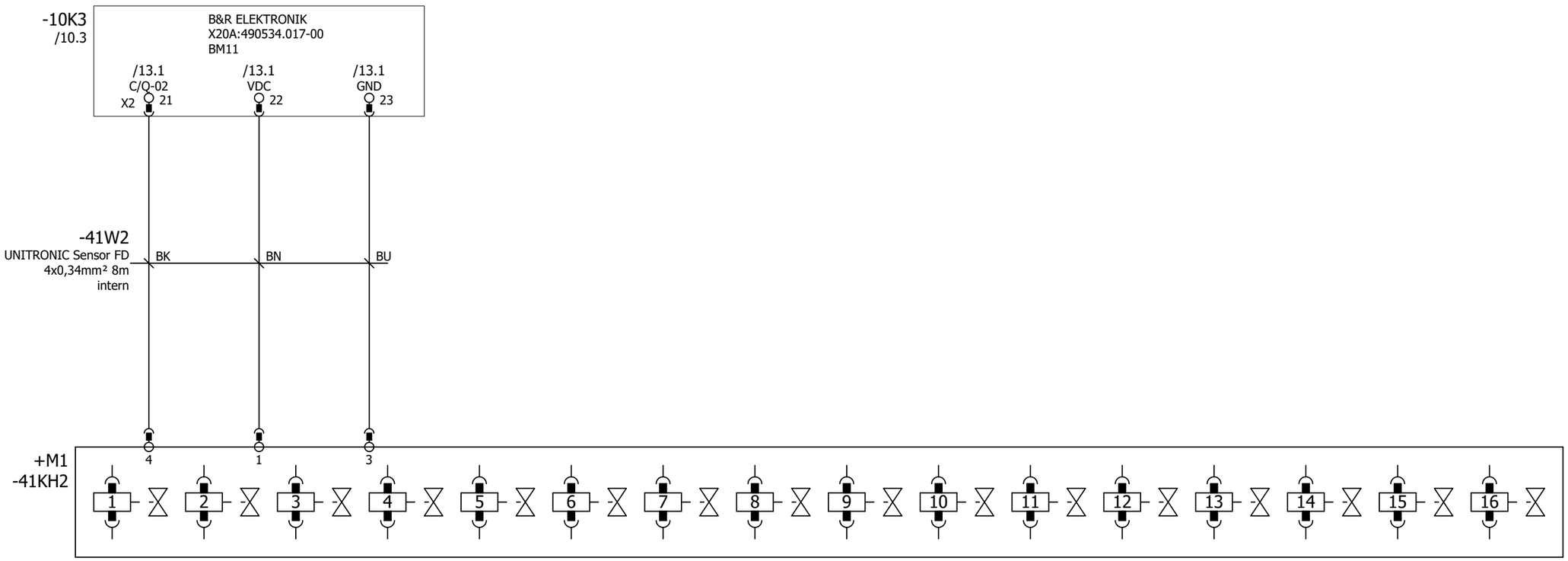

Produkt 7 Product 7	Spanngas 7 Counter Gas 7	CO2 Spülen 8 CO2 Rinsing 8	Produkt 9 Product 9
Spanngas 9 Counter Gas 9	CO2 Spülen 10 CO2 Rinsing 10	Produkt 11 Product 11	Spanngas 11 Counter Gas 11

CO2 Spülen 7 CO2 Rinsing 7	Produkt 8 Product 8	Spanngas 8 Counter Gas 8	CO2 Spülen 9 CO2 Rinsing 9
Produkt 10 Product 10	Spanngas 10 Counter Gas 10	CO2 Spülen 11 CO2 Rinsing 11	Reserve Reserve

Schutzvermerk ISO 16016 beachten / Refer to protection notice ISO 16016.

0		1		2	3	4	5	6	7	8	9	
Erstellungsdatum Date of creation	22.02.2021	Änderungsdatum Modification date	25.02.2021	Kunde Customer Indianapolis Blue Marble USA		KHS	Ventil Steuerung Valve Control		Auftragsnummer Order Number K-89407962-000100	Vorherige Seite Previous page 40	Folgeblatt Next Sheet 42	
Name Name	T. Braun	Name Name	schoeffel						Maschine Machine Innofill Can C	=1FD051	+R10	Blatt Sheet 41
Version Version	14	Prüfung Check										

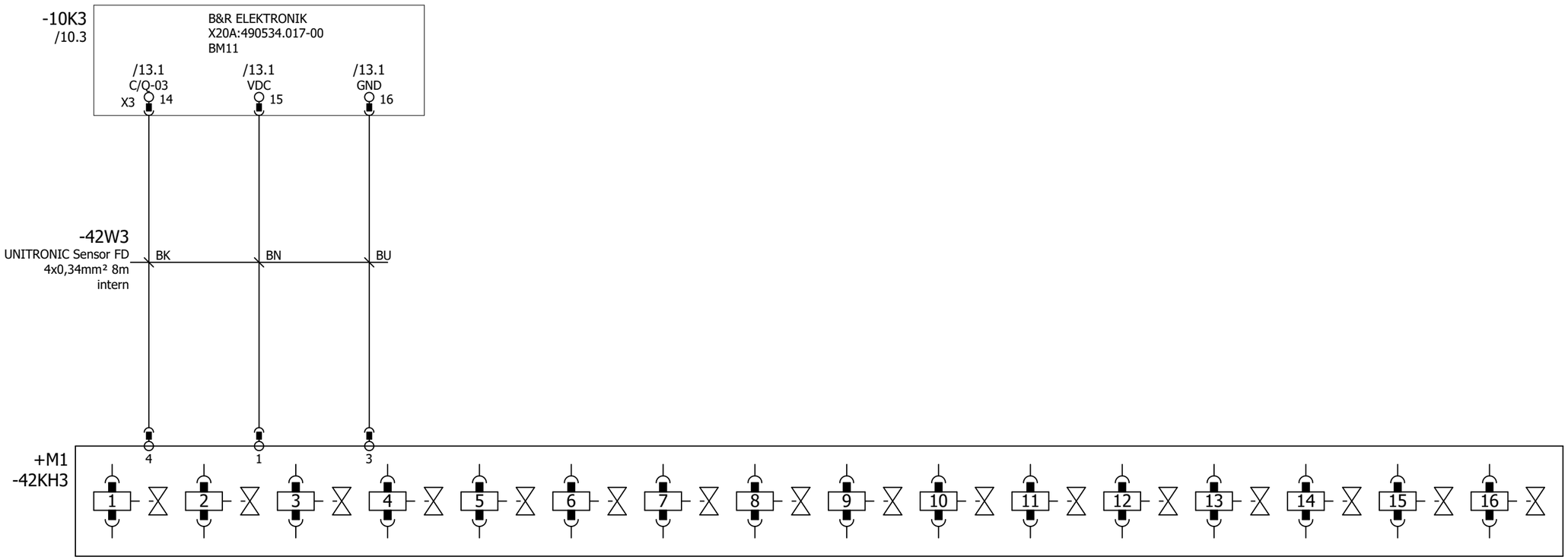

Produkt 12 Product 12	Spanngas 12 Counter Gas 12	CO2 Spülen 13 CO2 Rinsing 13	Produkt 14 Product 14
Spanngas 14 Counter Gas 14	CO2 Spülen 15 CO2 Rinsing 15	Reserve Reserve	Reserve Reserve

CO2 Spülen 12 CO2 Rinsing 12	Produkt 13 Product 13	Spanngas 13 Counter Gas 13	CO2 Spülen 14 CO2 Rinsing 14	Produkt 15 Product 15	Spanngas 15 Counter Gas 15	Reserve Reserve	Reserve Reserve

0		1		2	3	4	5	6	7	8	9	
Erstellungsdatum Date of creation	22.02.2021	Änderungsdatum Modification date	25.02.2021	Kunde Customer Indianapolis Blue Marble USA		KHS	Ventil Steuerung Valve Control		Auftragsnummer Order Number K-89407962-000100	Vorherige Seite Previous page 41	Folgeblatt Next Sheet 43	
Name Name	T. Braun	Name Name	schoeffel						Maschine Machine Innofill Can C	=1FD051	+R10	Blatt Sheet 42
Version Version	14	Prüfung Check										

Schutzvermerk ISO 16016 beachten / Refer to protection notice ISO 16016.

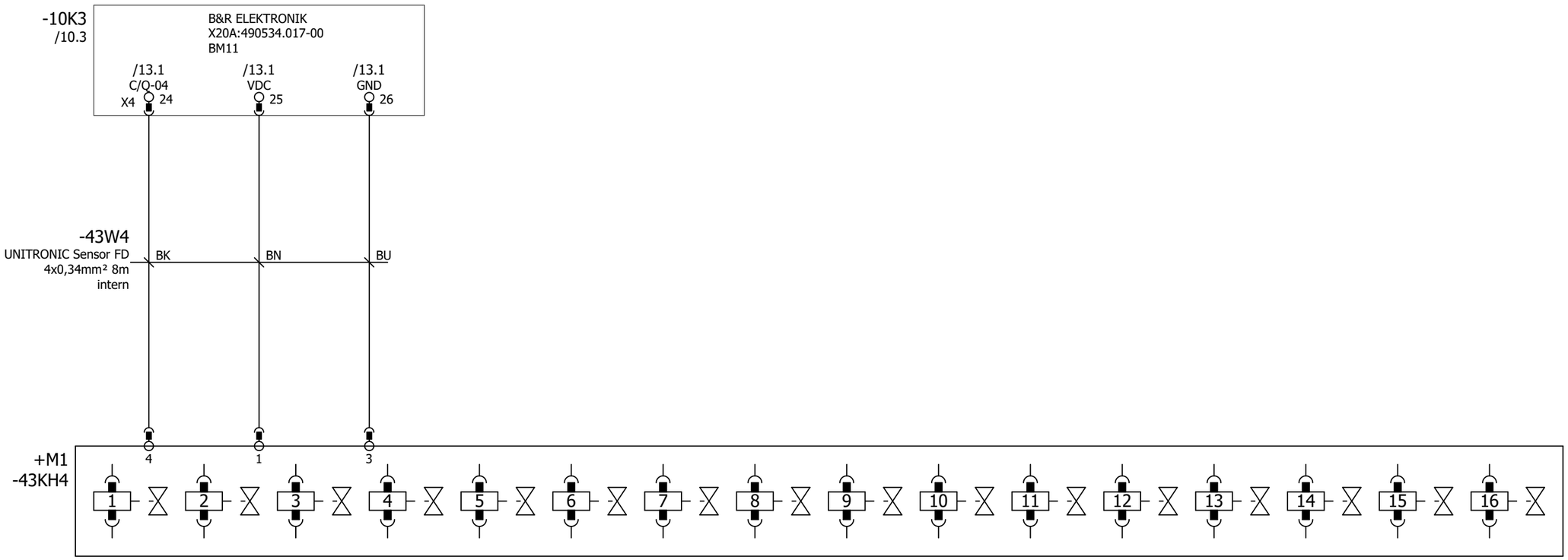

Produkt 16 Product 16	Spanngas 16 Counter Gas 16	CO2 Spülen 17 CO2 Rinsing 17	Produkt 18 Product 18
Spanngas 18 Counter Gas 18	CO2 Spülen 19 CO2 Rinsing 19	Produkt 20 Product 20	Spanngas 20 Counter Gas 20

CO2 Spülen 16 CO2 Rinsing 16	Produkt 17 Product 17	Spanngas 17 Counter Gas 17	CO2 Spülen 18 CO2 Rinsing 18	Produkt 19 Product 19	Spanngas 19 Counter Gas 19	CO2 Spülen 20 CO2 Rinsing 20	Reserve Reserve

Schutzvermerk ISO 16016 beachten / Refer to protection notice ISO 16016.

0		1		2	3	4	5	6	7	8	9	
Erstellungsdatum Date of creation	22.02.2021	Änderungsdatum Modification date	25.02.2021	Kunde Customer Indianapolis Blue Marble USA		KHS	Ventil Steuerung Valve Control		Auftragsnummer Order Number K-89407962-000100	Vorherige Seite Previous page 42	Folgeblatt Next Sheet 44	
Name Name	T. Braun	Name Name	schoeffel						Maschine Machine Innofill Can C	=1FD051	+R10	Blatt Sheet 43
Version Version	14	Prüfung Check										

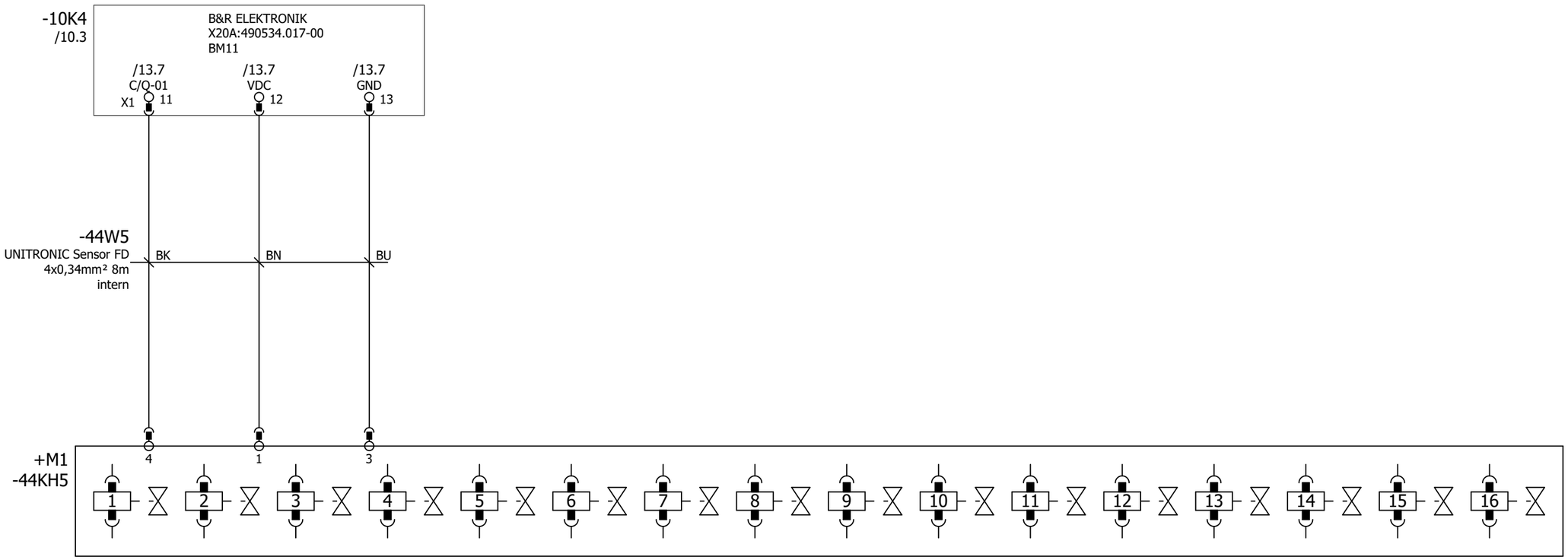

Produkt 21 Product 21	Spanngas 21 Counter Gas 21	CO2 Spülen 22 CO2 Rinsing 22	Produkt 23 Product 23	Spanngas 23 Counter Gas 23	CO2 Spülen 24 CO2 Rinsing 24	Produkt 25 Product 25	Spanngas 25 Counter Gas 25			
CO2 Spülen 21 CO2 Rinsing 21	Produkt 22 Product 22	Spanngas 22 Counter Gas 22	CO2 Spülen 23 CO2 Rinsing 23	Produkt 24 Product 24	Spanngas 24 Counter Gas 24	CO2 Spülen 25 CO2 Rinsing 25	Produkt 26 Product 26			

0		1		2	3	4	5	6	7	8	9	
Erstellungsdatum Date of creation	22.02.2021	Änderungsdatum Modification date	25.02.2021	Kunde Customer Indianapolis Blue Marble USA		KHS	Ventil Steuerung Valve Control		Auftragsnummer Order Number K-89407962-000100	Vorherige Seite Previous page 43	Folgeblatt Next Sheet 45	
Name Name	T. Braun	Name Name	schoeffel						Maschine Machine Innofill Can C	=1FD051	+R10	Blatt Sheet 44
Version Version	14	Prüfung Check										

Schutzvermerk ISO 16016 beachten / Refer to protection notice ISO 16016.

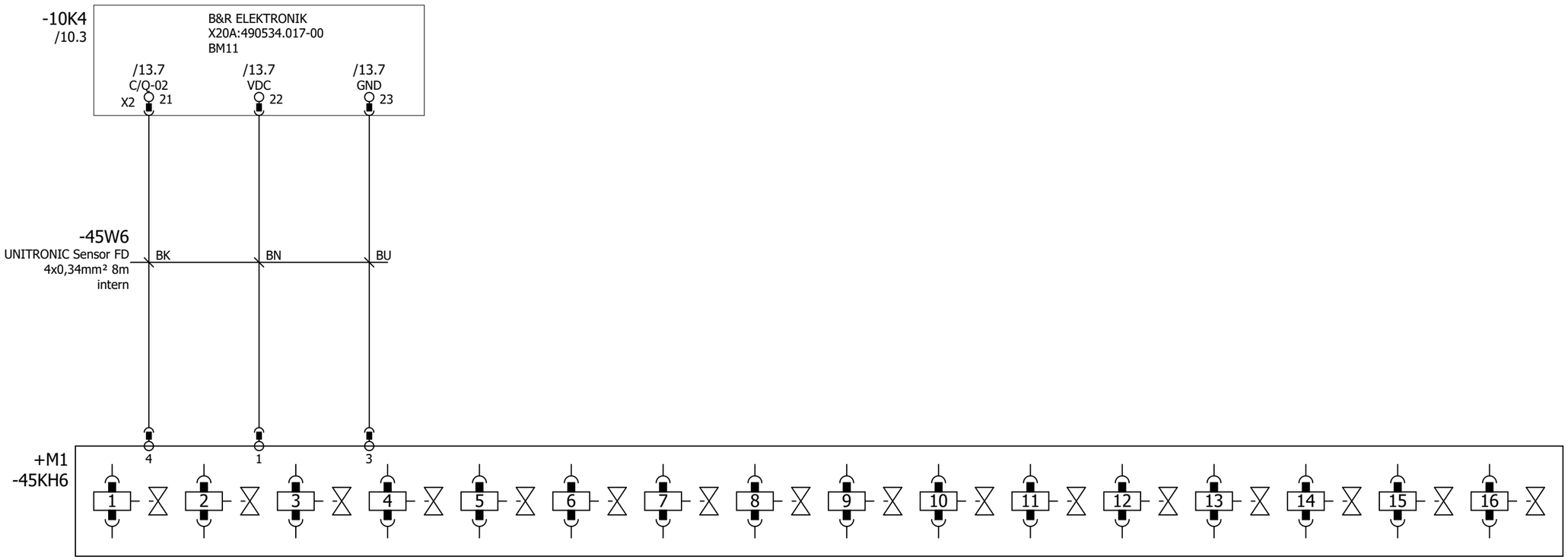

CO2 Spülen 26
CO2 Rinsing 26

Produkt 27
Product 27

Spanngas 27
Counter Gas 27

CO2 Spülen 28
CO2 Rinsing 28

Produkt 29
Product 29

Spanngas 29
Counter Gas 29

CO2 Spülen 30
CO2 Rinsing 30

Produkt 31
Product 31

Spanngas 26
Counter Gas 26

CO2 Spülen 27
CO2 Rinsing 27

Produkt 28
Product 28

Spanngas 28
Counter Gas 28

CO2 Spülen 29
CO2 Rinsing 29

Produkt 30
Product 30

Spanngas 30
Counter Gas 30

CO2 Spülen 31
CO2 Rinsing 31

Schutzvermerk ISO 16016 beachten / Refer to protection notice ISO 16016.

0		1		2	3	4	5	6	7	8	9	
Erstellungsdatum Date of creation	22.02.2021	Änderungsdatum Modification date	25.02.2021	Kunde Customer Indianapolis Blue Marble USA		KHS	Ventil Steuerung Valve Control		Auftragsnummer Order Number K-89407962-000100	Vorherige Seite Previous page 44	Folgeblatt Next Sheet 46	
Name Name	T. Braun	Name Name	schoeffel						Maschine Machine Innofill Can C	=1FD051	+R10	Blatt Sheet 45
Version Version	14	Prüfung Check										

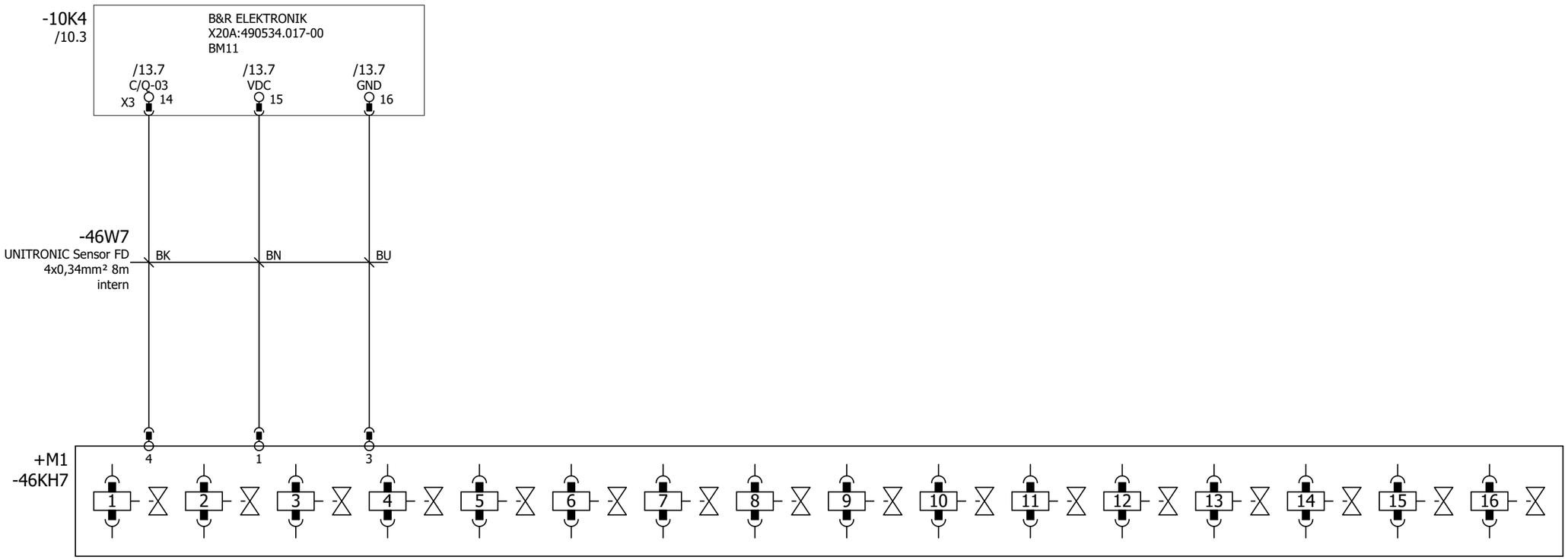

Spanngas 31
Counter Gas 31

CO2 Spülen 32
CO2 Rinsing 32

Produkt 33
Product 33

Spanngas 33
Counter Gas 33

CO2 Spülen 34
CO2 Rinsing 34

Produkt 35
Product 35

Spanngas 35
Counter Gas 35

CO2 Spülen 36
CO2 Rinsing 36

Produkt 32
Product 32

Spanngas 32
Counter Gas 32

CO2 Spülen 33
CO2 Rinsing 33

Produkt 34
Product 34

Spanngas 34
Counter Gas 34

CO2 Spülen 35
CO2 Rinsing 35

Produkt 36
Product 36

Spanngas 36
Counter Gas 36

Schutzvermerk ISO 16016 beachten / Refer to protection notice ISO 16016.

0		1		2	3	4	5	6	7	8	9	
Erstellungsdatum Date of creation	22.02.2021	Änderungsdatum Modification date	25.02.2021	Kunde Customer Indianapolis Blue Marble USA		KHS	Ventil Steuerung Valve Control		Auftragsnummer Order Number K-89407962-000100	Vorherige Seite Previous page 45	Folgeblatt Next Sheet 47	
Name Name	T. Braun	Name Name	schoeffel						Maschine Machine Innofill Can C	=1FD051	+R10	Blatt Sheet 46
Version Version	14	Prüfung Check										

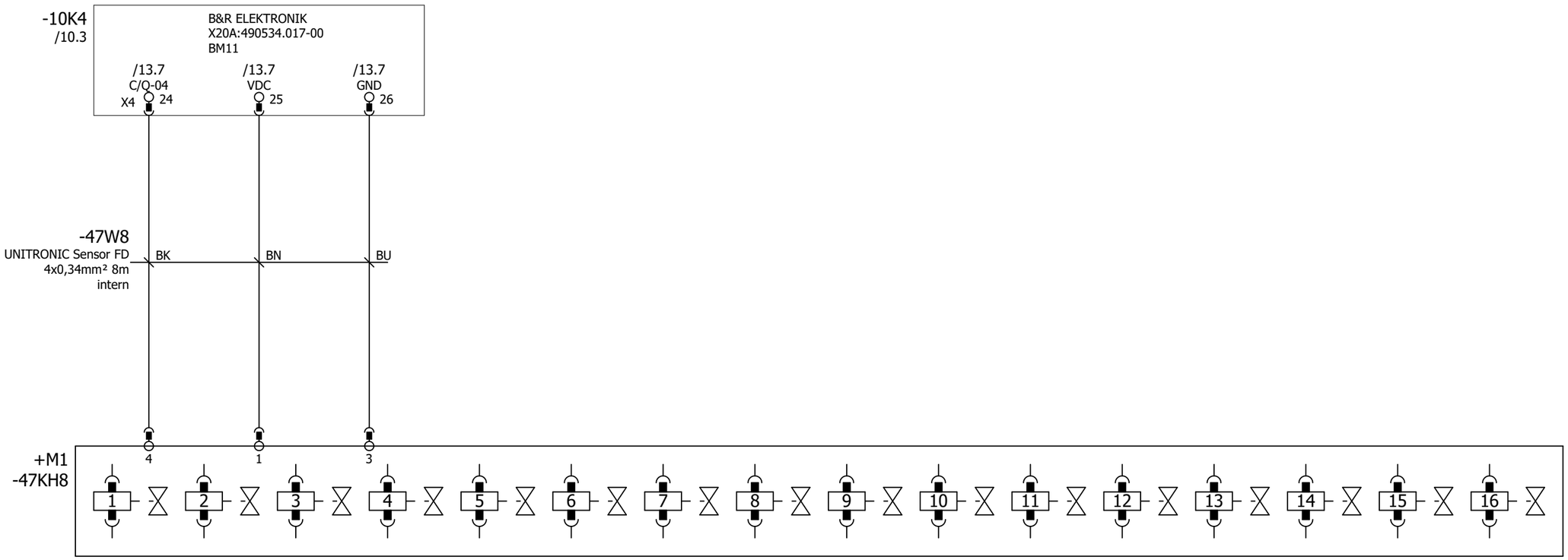

Produkt 37 Product 37	Spanngas 37 Counter Gas 37	CO2 Spülen 38 CO2 Rinsing 38	Produkt 39 Product 39
Spanngas 39 Counter Gas 39	CO2 Spülen 40 CO2 Rinsing 40	Produkt 41 Product 41	Spanngas 41 Counter Gas 41

CO2 Spülen 37 CO2 Rinsing 37	Produkt 38 Product 38	Spanngas 38 Counter Gas 38	CO2 Spülen 39 CO2 Rinsing 39	Produkt 40 Product 40	Spanngas 40 Counter Gas 40	CO2 Spülen 41 CO2 Rinsing 41	Reserve Reserve

0		1		2	3	4	5	6	7	8	9	
Erstellungsdatum Date of creation	22.02.2021	Änderungsdatum Modification date	25.02.2021	Kunde Customer Indianapolis Blue Marble USA		KHS	Ventil Steuerung Valve Control		Auftragsnummer Order Number K-89407962-000100	Vorherige Seite Previous page 46	Folgeblatt Next Sheet 48	
Name Name	T. Braun	Name Name	schoeffel						Maschine Machine Innofill Can C	=1FD051	+R10	Blatt Sheet 47
Version Version	14	Prüfung Check										

Schutzvermerk ISO 16016 beachten / Refer to protection notice ISO 16016.

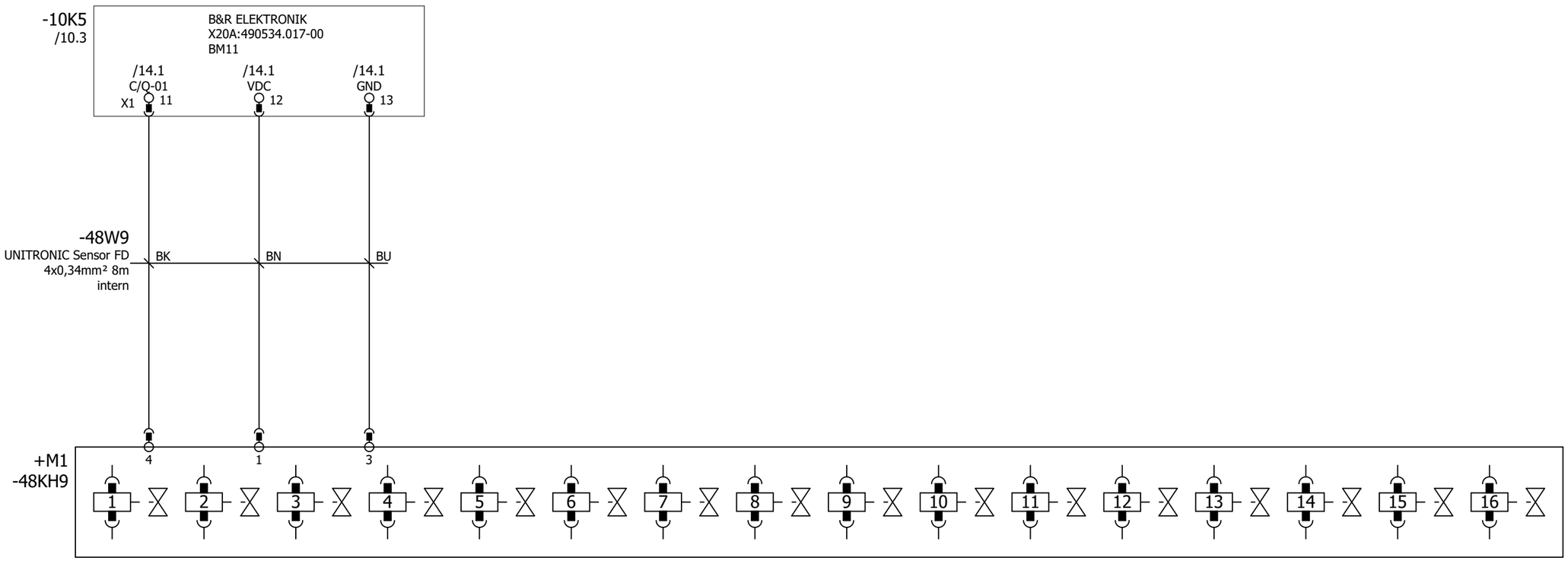

Produkt 42 Product 42	Spanngas 42 Counter Gas 42	CO2 Spülen 43 CO2 Rinsing 43	Produkt 44 Product 44
Spanngas 44 Counter Gas 44	CO2 Spülen 45 CO2 Rinsing 45	Reserve Reserve	Reserve Reserve

CO2 Spülen 42 CO2 Rinsing 42	Produkt 43 Product 43	Spanngas 43 Counter Gas 43	CO2 Spülen 44 CO2 Rinsing 44	Produkt 45 Product 45	Spanngas 45 Counter Gas 45	Reserve Reserve	Reserve Reserve

0		1		2	3	4	5	6	7	8	9	
Erstellungsdatum Date of creation	22.02.2021	Änderungsdatum Modification date	25.02.2021	Kunde Customer Indianapolis Blue Marble USA		KHS	Ventil Steuerung Valve Control		Auftragsnummer Order Number K-89407962-000100	Vorherige Seite Previous page 47	Folgeblatt Next Sheet 49	
Name Name	T. Braun	Name Name	schoeffel						Maschine Machine Innofill Can C	=1FD051	+R10	Blatt Sheet 48
Version Version	14	Prüfung Check										

Schutzvermerk ISO 16016 beachten / Refer to protection notice ISO 16016.

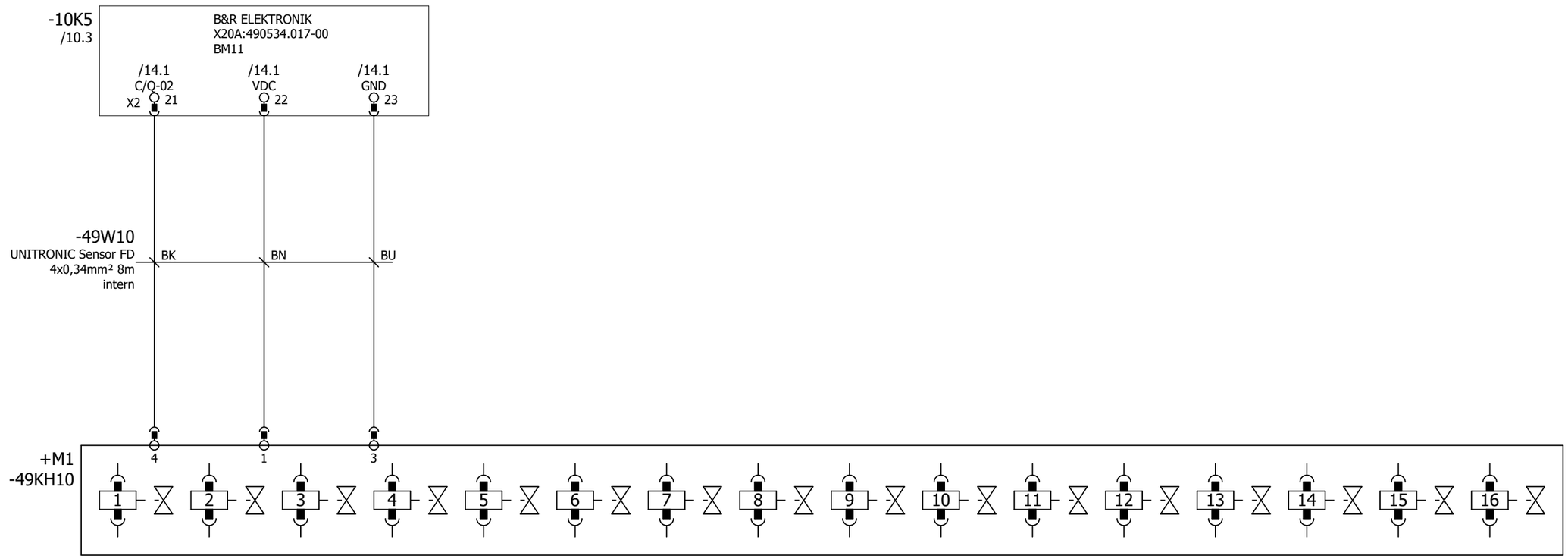

Produkt 46 Product 46	Spanngas 46 Counter Gas 46	CO2 Spülen 47 CO2 Rinsing 47	Produkt 48 Product 48
Spanngas 48 Counter Gas 48	CO2 Spülen 49 CO2 Rinsing 49	Produkt 50 Product 50	Spanngas 50 Counter Gas 50

CO2 Spülen 46 CO2 Rinsing 46	Produkt 47 Product 47	Spanngas 47 Counter Gas 47	CO2 Spülen 48 CO2 Rinsing 48	Produkt 49 Product 49	Spanngas 49 Counter Gas 49	CO2 Spülen 50 CO2 Rinsing 50	Produkt 51 Product 51

0		1		2	3	4	5	6	7	8	9	
Erstellungsdatum Date of creation	25.02.2021	Änderungsdatum Modification date	25.02.2021	Kunde Customer Indianapolis Blue Marble USA		KHS	Ventil Steuerung Valve Control		Auftragsnummer Order Number K-89407962-000100	Vorherige Seite Previous page 48	Folgeblatt Next Sheet 50	
Name Name	T. Braun	Name Name	schoeffel						Maschine Machine Innofill Can C	=1FD051	+R10	Blatt Sheet 49
Version Version	14	Prüfung Check										

Schutzvermerk ISO 16016 beachten / Refer to protection notice ISO 16016.

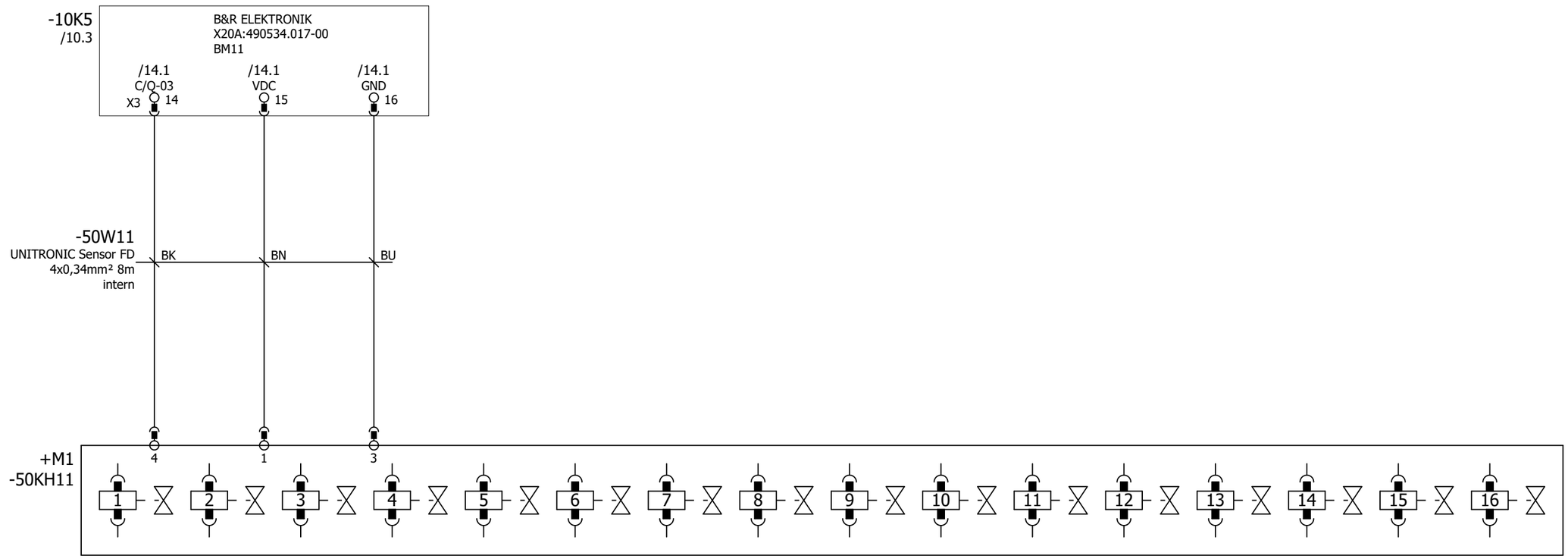

CO2 Spülen 51
CO2 Rinsing 51

Produkt 52
Product 52

Spanngas 52
Counter Gas 52

CO2 Spülen 53
CO2 Rinsing 53

Produkt 54
Product 54

Spanngas 54
Counter Gas 54

CO2 Spülen 55
CO2 Rinsing 55

Produkt 56
Product 56

Spanngas 51
Counter Gas 51

CO2 Spülen 52
CO2 Rinsing 52

Produkt 53
Product 53

Spanngas 53
Counter Gas 53

CO2 Spülen 54
CO2 Rinsing 54

Produkt 55
Product 55

Spanngas 55
Counter Gas 55

CO2 Spülen 56
CO2 Rinsing 56

Schutzvermerk ISO 16016 beachten / Refer to protection notice ISO 16016.

0		1		2	3	4	5	6	7	8	9	
Erstellungsdatum Date of creation	25.02.2021	Änderungsdatum Modification date	25.02.2021	Kunde Customer Indianapolis Blue Marble USA		KHS	Ventil Steuerung Valve Control		Auftragsnummer Order Number K-89407962-000100	Vorherige Seite Previous page 49	Folgeblatt Next Sheet 51	
Name Name	T. Braun	Name Name	schoeffel						Maschine Machine Innofill Can C	=1FD051	+R10	Blatt Sheet 50
Version Version	14	Prüfung Check										

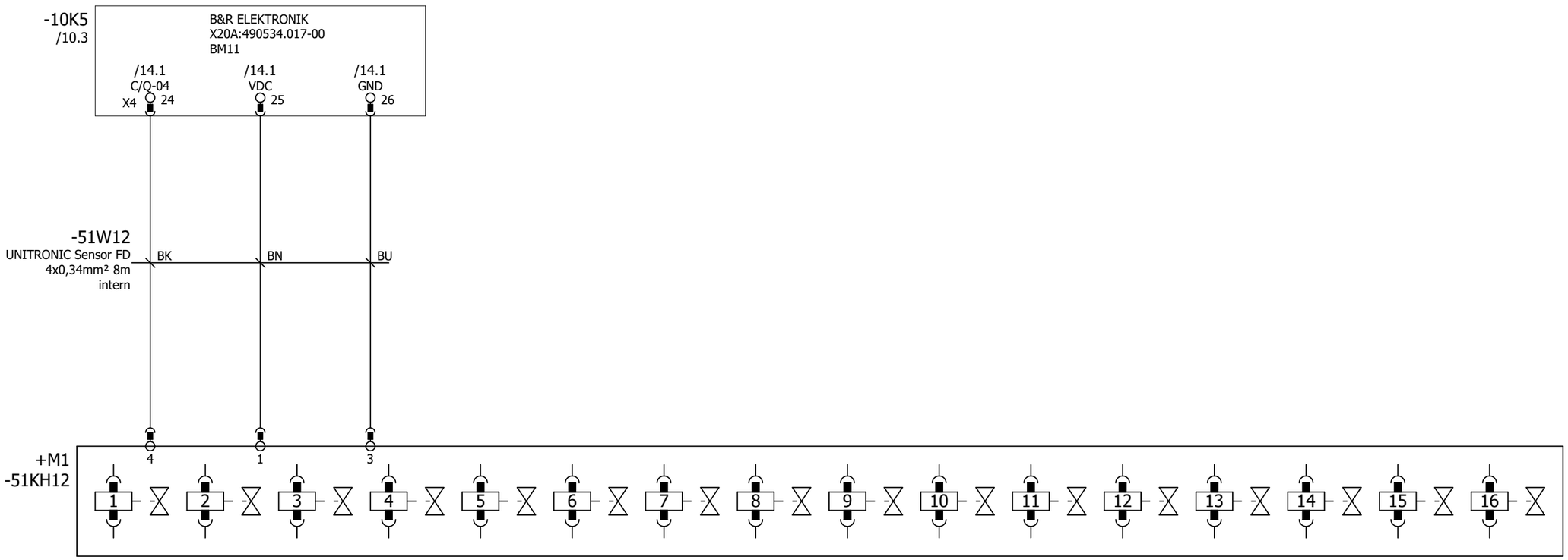

Spanngas 56
Counter Gas 56

CO2 Spülen 57
CO2 Rinsing 57

Produkt 58
Product 58

Spanngas 58
Counter Gas 58

CO2 Spülen 59
CO2 Rinsing 59

Produkt 60
Product 60

Spanngas 60
Counter Gas 60

CO2 Spülen 1
CO2 Rinsing 1

Produkt 57
Product 57

Spanngas 57
Counter Gas 57

CO2 Spülen 58
CO2 Rinsing 58

Produkt 59
Product 59

Spanngas 59
Counter Gas 59

CO2 Spülen 60
CO2 Rinsing 60

Produkt 1
Product 1

Spanngas 1
Counter Gas 1

Schutzvermerk ISO 16016 beachten / Refer to protection notice ISO 16016.

0		1		2	3	4	5	6	7	8	9	
Erstellungsdatum Date of creation	25.02.2021	Änderungsdatum Modification date	25.02.2021	Kunde Customer Indianapolis Blue Marble USA		KHS	Ventil Steuerung Valve Control		Auftragsnummer Order Number K-89407962-000100	Vorherige Seite Previous page 50	Folgeblatt Next Sheet 60	
Name Name	T. Braun	Name Name	schoeffel						Maschine Machine Innofill Can C	=1FD051	+R10	Blatt Sheet 51
Version Version	14	Prüfung Check										

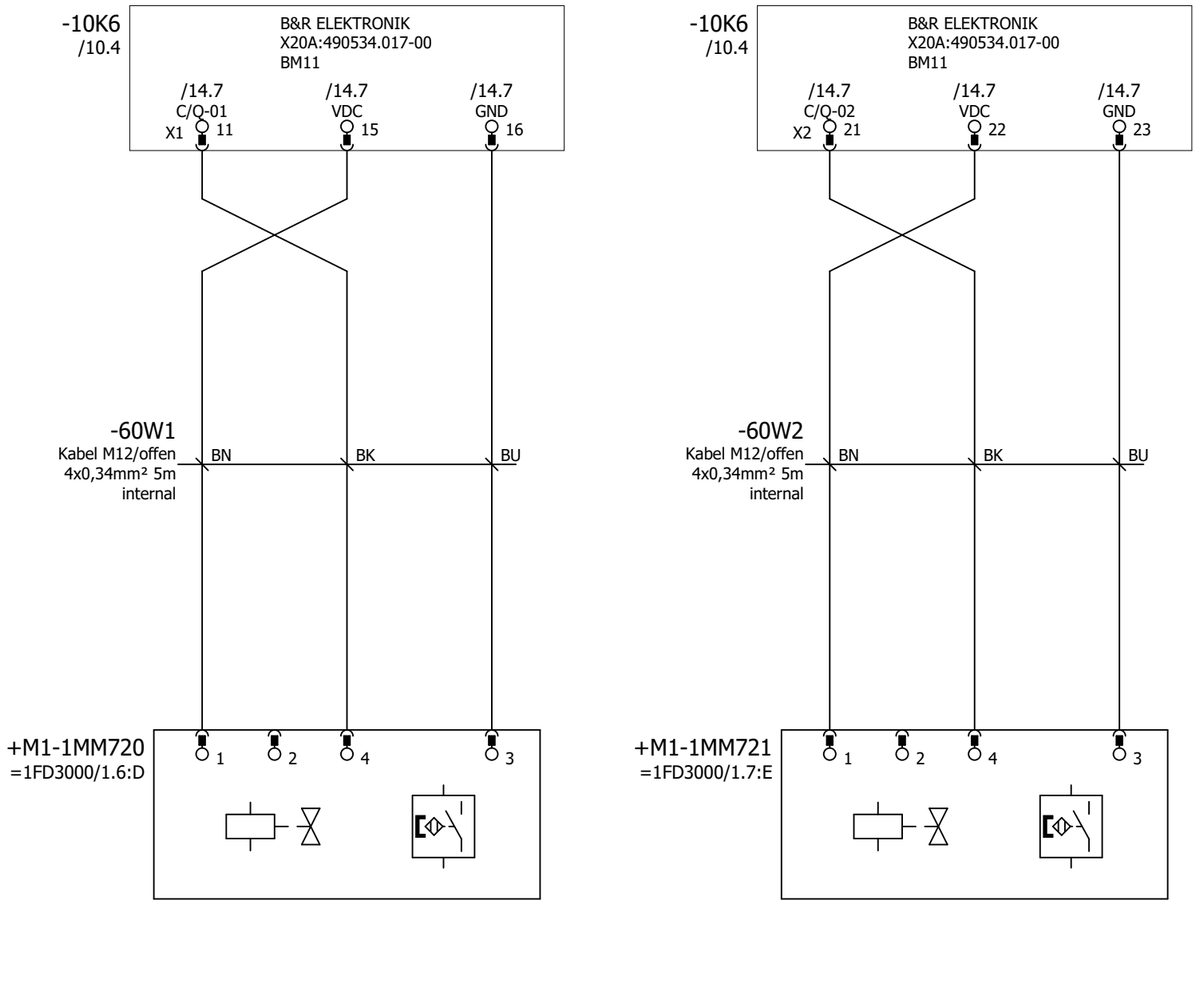

1MM720

1MM721

Schutzvermerk ISO 16016 beachten / Refer to protection notice ISO 16016.

0		1		2	3	4	5	6	7	8	9	
Erstellungsdatum Date of creation	22.02.2021	Änderungsdatum Modification date	25.06.2021	Kunde Customer Indianapolis Blue Marble USA		KHS	Ventil 1MM720/1MM721 Valve 1MM720/1MM721		Auftragsnummer Order Number K-89407962-000100	Vorherige Seite Previous page 51	Folgeblatt Next Sheet 61	
Name Name	T. Braun	Name Name	schoeffel						Maschine Machine Innofill Can C	=1FD051	+R10	Blatt Sheet 60
Version Version	14	Prüfung Check										

051-1MM40

=1FD003-70K1
70K1_1K1.2_2
70K1_1K1.2_2
=1FD003/80.2
3

-21K40
=1FD2000/10.4

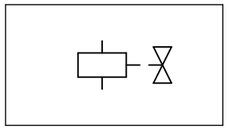

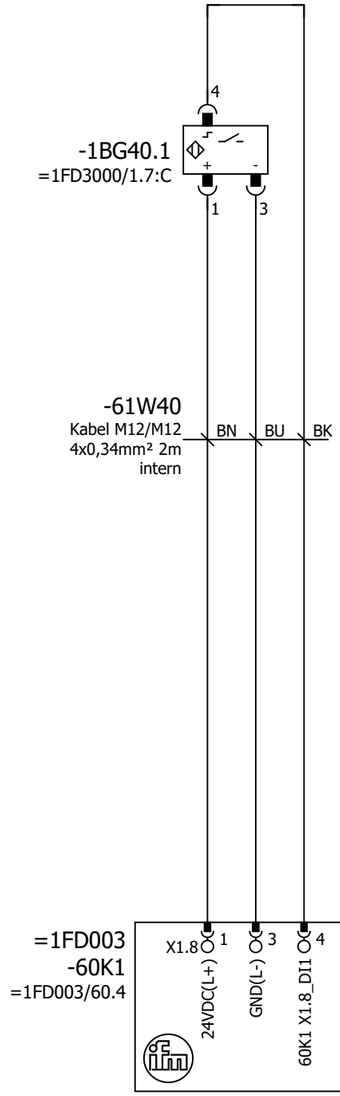

1MM40
geschlossen
1MM40
closed

.

Schutzvermerk ISO 16016 beachten / Refer to protection notice ISO 16016.

0		1		2	3	4	5	6	7	8	9	
Erstellungsdatum Date of creation	22.02.2021	Änderungsdatum Modification date	23.03.2021	Kunde Customer Indianapolis		KHS	Ventil 1MM40 Valve 1MM40		Auftragsnummer Order Number K-89407962-000100	Vorherige Seite Previous page 60	Folgeblatt Next Sheet 62	
Name Name	T. Braun	Name Name	schoeffel	Blue Marble USA					Maschine Machine Innofill Can C	=1FD051	+M1	Blatt Sheet 61
Version Version	14	Prüfung Check										

1MM39
Sicherheitsventil
1MM39
Relief valve

=1FD003-75K1
75K1_1K1.4_4
75K1_1K1.4_4
=1FD003/82.6
6

1MM139
Vorspannen
Sicherheitsventil
1MM139
Pre-Pressurise
Relief valve

=1FD003-75K1
75K1_1K1.4_2
75K1_1K1.4_2
=1FD003/82.6
7

-62K39
=1FD2000/20.7

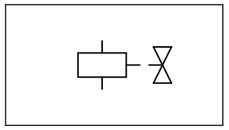

-62K139
=1FD2000/20.8

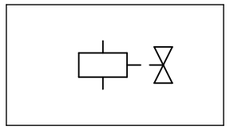

Schutzvermerk ISO 16016 beachten / Refer to protection notice ISO 16016.

0		1		2	3	4	5	6	7	8	9	
Erstellungsdatum Date of creation	18.03.2021	Änderungsdatum Modification date	19.03.2021	Kunde Customer Indianapolis Blue Marble USA		KHS	Ventil 1MM39/1MM139 Valve 1MM39/1MM139		Auftragsnummer Order Number K-89407962-000100	Vorherige Seite Previous page 61	Folgeblatt Next Sheet =1FD052/1	
Name Name	T. Braun	Name Name	schoeffel									
Version Version	14	Prüfung Check							Maschine Machine Innofill Can C	=1FD051	+M1	Blatt Sheet 62

MID-WERKSEINSTELLUNG / DEFAULT-VALUES

FUER / FOR BATCHFLUX FA. KROHNE

NR. NO.	FUNKTION FUNCTION	WERT VALUE
1.1	MAXIMUM WERT	0,5 L/SEC
1.1		
1.2	ZEITKONSTANTE	NUR I+S, BEREICH 0,3 SEC
1.2	TIME CONSTANT	ONLY I+S RANGE 0,3
1.3	SMU	PROZENT EIN 04 AUS 04
1.3		PERENTAGE ON-OFF
1.4	ANZEIGE	NICHT BENUTZT
1.4	METER	NOT USED
1.5	STROMAUSGANG I	AUS NICHT BENUTZT
1.5	OUTPUT CURRENT	OFF NOT USED
1.6	PULSAUSGANG P	FUNKTION P : 1 = VORWAERTS, AUSW. P : 1000 Hz
1.6	OUTPUT PULSE	FUNCTION P: 1 = FORWARD
2.0	TEST	TEST FUNKTION
2.0	TEST	TEST FUNCTION
	PULSBREITE	2,55 s = SYMMETRISCHE EINSTELLUNG 1:1
	PULSE RANGE	2,55 s = SYMETRICAL ADJUSTMENT 1:1
3.2	SENSOR	NENNWEITE : DN 15; ENDWERT : 0,5 L/SEC
3.2	SENSOR	PIPE DIAMETER : DN 15; LIMIT VALVE : 0,5 L/SEC
		GKL WERT : SIEHE TYPENSCHILD SENSOR
		GKL VALUE : TYPE LABEL SENSOR
		FELD FREQUENZ : 1/2
		SECTION FREQUENCY : 1/2
		DURCHFLUSSRICHTUNG : BEI VERSION 99/0 : "+"
		FLOW DIRECTION : AT VERSION 99/0 : "+"
		DURCHFLUSSRICHTUNG : BEI VERSION 99/1 : "-"
		FLOW DIRECTION : AT VERSION 99/1 : "-"

Schutzvermerk ISO 16016 beachten / Refer to protection notice ISO 16016.

/11.1	/20.0 /12.0	/22.0 /12.5	/24.0 /13.0	/26.0 /13.5
-10K102	-10K10	-10K11	-10K12	-10K13

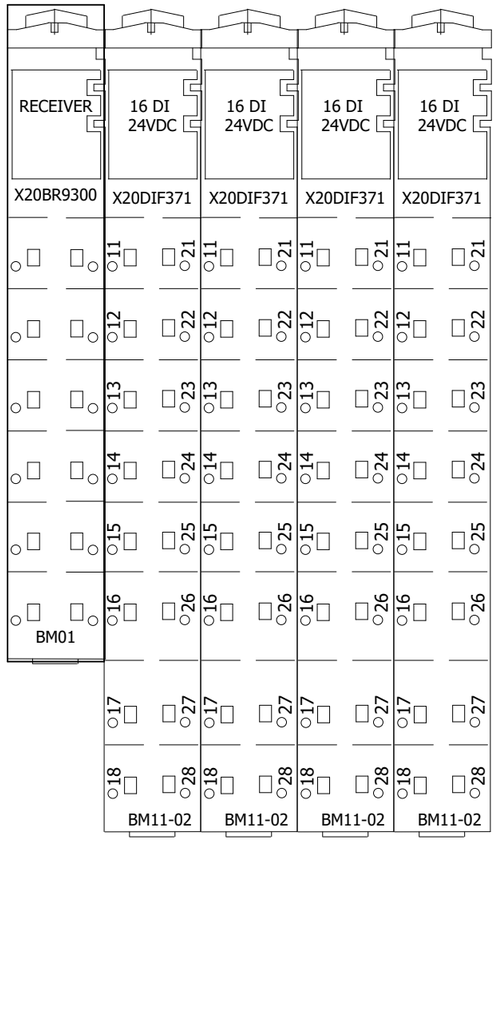

Schutzvermerk ISO 16016 beachten / Refer to protection notice ISO 16016.

0		1		2	3	4	5	6	7	8	9	
Erstellungsdatum Date of creation	22.02.2021	Änderungsdatum Modification date	24.02.2021	Kunde Customer Indianapolis Blue Marble USA		KHS	X20 Rackaufbau +R11 X20 Rack layout +R11		Auftragsnummer Order Number K-89407962-000100	Vorherige Seite Previous page 1	Folgeblatt Next Sheet 11	
Name Name	T. Braun	Name Name	schoeffel						Maschine Machine Innofill Can C	=1FD052	+R11	Blatt Sheet 10
Version Version	14	Prüfung Check										

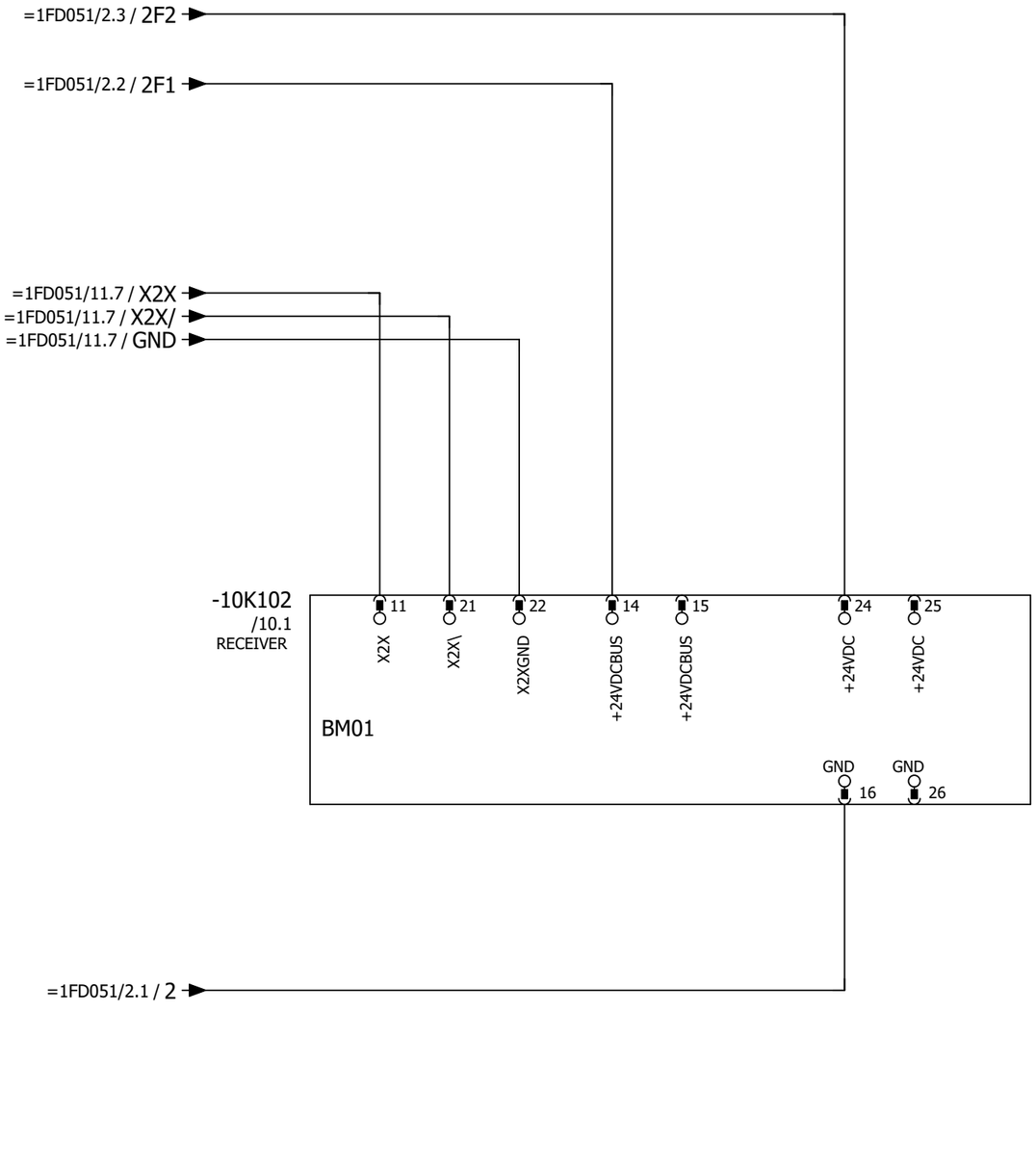

Schutzvermerk ISO 16016 beachten / Refer to protection notice ISO 16016.

0		1		2	3	4	5	6	7	8	9	
Erstellungsdatum Date of creation	22.02.2021	Änderungsdatum Modification date	24.02.2021	Kunde Customer Indianapolis Blue Marble USA		KHS	Kartenversorgung +R11 Card power supply +R11		Auftragsnummer Order Number K-89407962-000100	Vorherige Seite Previous page 10	Folgeblatt Next Sheet 12	
Name Name	T. Braun	Name Name	schoeffel						Maschine Machine Innofill Can C	=1FD052	+R11	Blatt Sheet 11
Version Version	14	Prüfung Check										

-10K10

/10.1
16 DI
24VDC

X20DIF371

K10 DI-1	-X1	11	/20.1	+M1-20BF1:3	Durchfluss Ventil 1 Flow Valve 1
K10 DI-2	-X1	21	/20.2	+M1-20BF2:3	Durchfluss Ventil 2 Flow Valve 2
K10 DI-3	-X1	12	/20.3	+M1-20BF3:3	Durchfluss Ventil 3 Flow Valve 3
K10 DI-4	-X1	22	/20.4	+M1-20BF4:3	Durchfluss Ventil 4 Flow Valve 4
K10 DI-5	-X1	13	/20.5	+M1-20BF5:3	Durchfluss Ventil 5 Flow Valve 5
K10 DI-6	-X1	23	/20.6	+M1-20BF6:3	Durchfluss Ventil 6 Flow Valve 6
K10 DI-7	-X1	14	/20.7	+M1-20BF7:3	Durchfluss Ventil 7 Flow Valve 7
K10 DI-8	-X1	24	/20.8	+M1-20BF8:3	Durchfluss Ventil 8 Flow Valve 8
K10 DI-9	-X1	15	/21.1	+M1-21BF9:3	Durchfluss Ventil 9 Flow Valve 9
K10 DI-10	-X1	25	/21.2	+M1-21BF10:3	Durchfluss Ventil 10 Flow Valve 10
K10 DI-11	-X1	16	/21.3	+M1-21BF11:3	Durchfluss Ventil 11 Flow Valve 11
K10 DI-12	-X1	26	/21.4	+M1-21BF12:3	Durchfluss Ventil 12 Flow Valve 12
K10 DI-13	-X1	17	/21.5	+M1-21BF13:3	Durchfluss Ventil 13 Flow Valve 13
K10 DI-14	-X1	27	/21.6	+M1-21BF14:3	Durchfluss Ventil 14 Flow Valve 14
K10 DI-15	-X1	18	/21.7	+M1-21BF15:3	Durchfluss Ventil 15 Flow Valve 15
K10 DI-16	-X1	28	/21.8	+M1-21BF16:3	Durchfluss Ventil 16 Flow Valve 16

BM11-02

-10K11

/10.1
16 DI
24VDC

X20DIF371

K11 DI-1	-X1	11	/22.1	+M1-22BF17:3	Durchfluss Ventil 17 Flow Valve 17
K11 DI-2	-X1	21	/22.2	+M1-22BF18:3	Durchfluss Ventil 18 Flow Valve 18
K11 DI-3	-X1	12	/22.3	+M1-22BF19:3	Durchfluss Ventil 19 Flow Valve 19
K11 DI-4	-X1	22	/22.4	+M1-22BF20:3	Durchfluss Ventil 20 Flow Valve 20
K11 DI-5	-X1	13	/22.5	+M1-22BF21:3	Durchfluss Ventil 21 Flow Valve 21
K11 DI-6	-X1	23	/22.6	+M1-22BF22:3	Durchfluss Ventil 22 Flow Valve 22
K11 DI-7	-X1	14	/22.7	+M1-22BF23:3	Durchfluss Ventil 23 Flow Valve 23
K11 DI-8	-X1	24	/22.8	+M1-22BF24:3	Durchfluss Ventil 24 Flow Valve 24
K11 DI-9	-X1	15	/23.1	+M1-23BF25:3	Durchfluss Ventil 25 Flow Valve 25
K11 DI-10	-X1	25	/23.2	+M1-23BF26:3	Durchfluss Ventil 26 Flow Valve 26
K11 DI-11	-X1	16	/23.3	+M1-23BF27:3	Durchfluss Ventil 27 Flow Valve 27
K11 DI-12	-X1	26	/23.4	+M1-23BF28:3	Durchfluss Ventil 28 Flow Valve 28
K11 DI-13	-X1	17	/23.5	+M1-23BF29:3	Durchfluss Ventil 29 Flow Valve 29
K11 DI-14	-X1	27	/23.6	+M1-23BF30:3	Durchfluss Ventil 30 Flow Valve 30
K11 DI-15	-X1	18	/23.7	+M1-23BF31:3	Durchfluss Ventil 31 Flow Valve 31
K11 DI-16	-X1	28	/23.8	+M1-23BF32:3	Durchfluss Ventil 32 Flow Valve 32

BM11-02

Schutzvermerk ISO 16016 beachten / Refer to protection notice ISO 16016.

-10K12
/10.2
16 DI
24VDC

X20DIF371

K12 DI-1	-X1 11	/24.1	+M1-24BF33:3	Durchfluss Ventil 33 Flow Valve 33
K12 DI-2	-X1 21	/24.2	+M1-24BF34:3	Durchfluss Ventil 34 Flow Valve 34
K12 DI-3	-X1 12	/24.3	+M1-24BF35:3	Durchfluss Ventil 35 Flow Valve 35
K12 DI-4	-X1 22	/24.4	+M1-24BF36:3	Durchfluss Ventil 36 Flow Valve 36
K12 DI-5	-X1 13	/24.5	+M1-24BF37:3	Durchfluss Ventil 37 Flow Valve 37
K12 DI-6	-X1 23	/24.6	+M1-24BF38:3	Durchfluss Ventil 38 Flow Valve 38
K12 DI-7	-X1 14	/24.7	+M1-24BF39:3	Durchfluss Ventil 39 Flow Valve 39
K12 DI-8	-X1 24	/24.8	+M1-24BF40:3	Durchfluss Ventil 40 Flow Valve 40
K12 DI-9	-X1 15	/25.1	+M1-25BF41:3	Durchfluss Ventil 41 Flow Valve 41
K12 DI-10	-X1 25	/25.2	+M1-25BF42:3	Durchfluss Ventil 42 Flow Valve 42
K12 DI-11	-X1 16	/25.3	+M1-25BF43:3	Durchfluss Ventil 43 Flow Valve 43
K12 DI-12	-X1 26	/25.4	+M1-25BF44:3	Durchfluss Ventil 44 Flow Valve 44
K12 DI-13	-X1 17	/25.5	+M1-25BF45:3	Durchfluss Ventil 45 Flow Valve 45
K12 DI-14	-X1 27	/25.6	+M1-25BF46:3	Durchfluss Ventil 46 Flow Valve 46
K12 DI-15	-X1 18	/25.7	+M1-25BF47:3	Durchfluss Ventil 47 Flow Valve 47
K12 DI-16	-X1 28	/25.8	+M1-25BF48:3	Durchfluss Ventil 48 Flow Valve 48

BM11-02

-10K13
/10.2
16 DI
24VDC

X20DIF371

K13 DI-1	-X1 11	/26.1	+M1-26BF49:3	Durchfluss Ventil 49 Flow Valve 49
K13 DI-2	-X1 21	/26.2	+M1-26BF50:3	Durchfluss Ventil 50 Flow Valve 50
K13 DI-3	-X1 12	/26.3	+M1-26BF51:3	Durchfluss Ventil 51 Flow Valve 51
K13 DI-4	-X1 22	/26.4	+M1-26BF52:3	Durchfluss Ventil 52 Flow Valve 52
K13 DI-5	-X1 13	/26.5	+M1-26BF53:3	Durchfluss Ventil 53 Flow Valve 53
K13 DI-6	-X1 23	/26.6	+M1-26BF54:3	Durchfluss Ventil 54 Flow Valve 54
K13 DI-7	-X1 14	/26.7	+M1-26BF55:3	Durchfluss Ventil 55 Flow Valve 55
K13 DI-8	-X1 24	/26.8	+M1-26BF56:3	Durchfluss Ventil 56 Flow Valve 56
K13 DI-9	-X1 15	/27.1	+M1-27BF57:3	Durchfluss Ventil 57 Flow Valve 57
K13 DI-10	-X1 25	/27.2	+M1-27BF58:3	Durchfluss Ventil 58 Flow Valve 58
K13 DI-11	-X1 16	/27.3	+M1-27BF59:3	Durchfluss Ventil 59 Flow Valve 59
K13 DI-12	-X1 26	/27.4	+M1-27BF60:3	Durchfluss Ventil 60 Flow Valve 60
K13 DI-13	-X1 17	/27.5	K13 DI-13	Reserve Reserve
K13 DI-14	-X1 27	/27.6	K13 DI-14	Reserve Reserve
K13 DI-15	-X1 18	/27.7	K13 DI-15	Reserve Reserve
K13 DI-16	-X1 28	/27.8	K13 DI-16	Reserve Reserve

BM11-02

Schutzvermerk ISO 16016 beachten / Refer to protection notice ISO 16016.

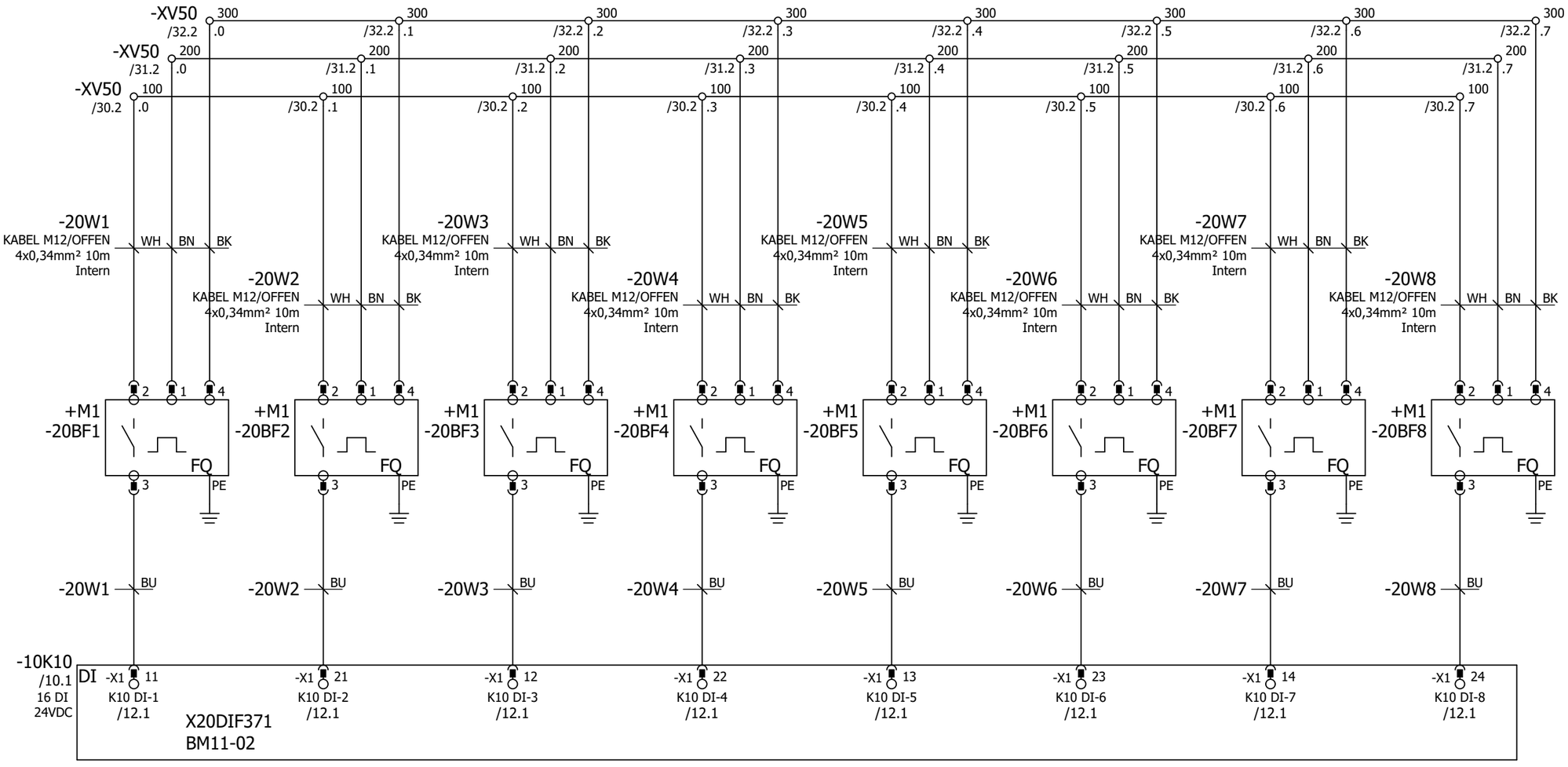

Durchfluss Ventil 1 Flow Valve 1	Durchfluss Ventil 2 Flow Valve 2	Durchfluss Ventil 3 Flow Valve 3	Durchfluss Ventil 4 Flow Valve 4	Durchfluss Ventil 5 Flow Valve 5	Durchfluss Ventil 6 Flow Valve 6	Durchfluss Ventil 7 Flow Valve 7	Durchfluss Ventil 8 Flow Valve 8

0	1		2	3	4	5	6	7	8	9
Erstellungsdatum Date of creation	22.02.2021	Änderungsdatum Modification date	24.02.2021	Kunde Customer Indianapolis Blue Marble USA	KHS	magnetisch induktive Durchflussmessung magnetic inductive Flow measurement		Auftragsnummer Order Number K-89407962-000100	Vorherige Seite Previous page 13	Folgeblatt Next Sheet 21
Name Name	T. Braun	Name Name	schoeffel					Maschine Machine Innofill Can C	=1FD052	+R11 Blatt Sheet 20
Version Version	14	Prüfung Check								

Schutzvermerk ISO 16016 beachten / Refer to protection notice ISO 16016.

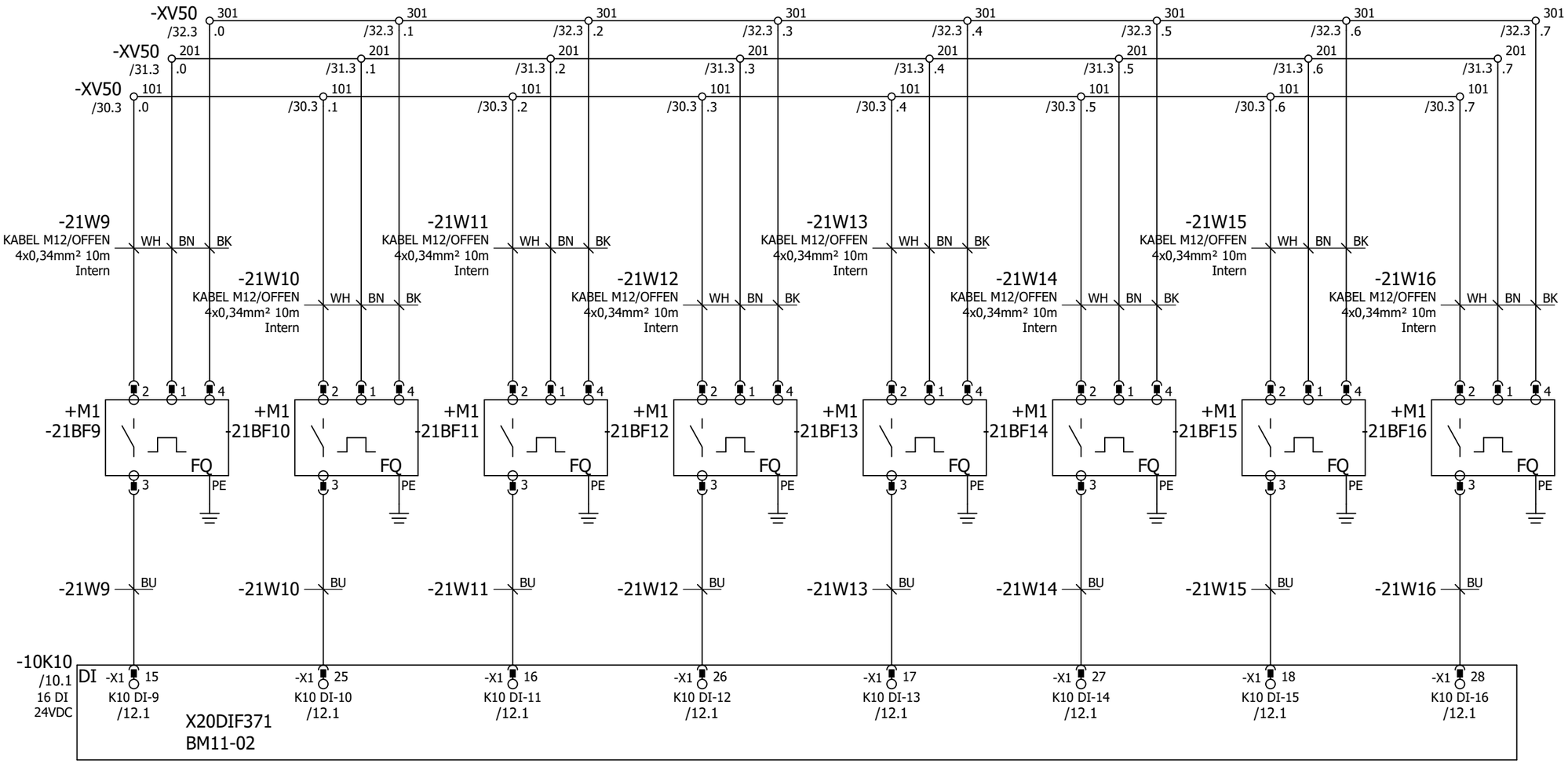

Durchfluss Ventil 9 Flow Valve 9	Durchfluss Ventil 10 Flow Valve 10	Durchfluss Ventil 11 Flow Valve 11	Durchfluss Ventil 12 Flow Valve 12	Durchfluss Ventil 13 Flow Valve 13	Durchfluss Ventil 14 Flow Valve 14	Durchfluss Ventil 15 Flow Valve 15	Durchfluss Ventil 16 Flow Valve 16

0		1		2	3	4	5	6	7	8	9	
Erstellungsdatum Date of creation	22.02.2021	Änderungsdatum Modification date	24.02.2021	Kunde Customer Indianapolis Blue Marble USA	KHS	magnetisch induktive Durchflussmessung magnetic inductive Flow measurement	Auftragsnummer Order Number K-89407962-000100		Vorherige Seite Previous page 20		Folgeblatt Next Sheet 22	
Name Name	T. Braun	Name Name	schoeffel				Maschine Machine Innofill Can C		=1FD052	+R11	Blatt Sheet	21
Version Version	14	Prüfung Check										

Schutzvermerk ISO 16016 beachten / Refer to protection notice ISO 16016.

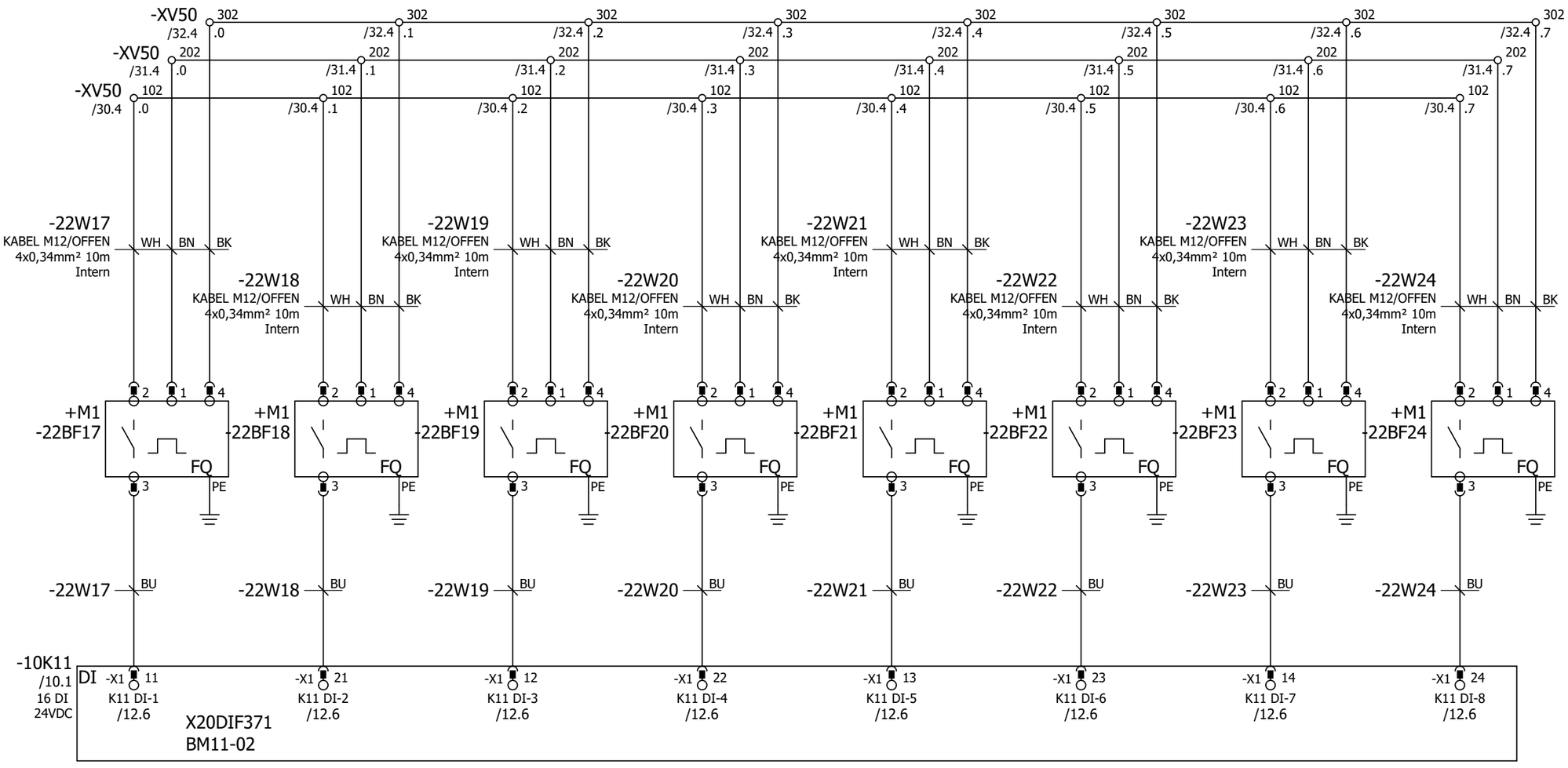

Durchfluss Ventil 17 Flow Valve 17	Durchfluss Ventil 18 Flow Valve 18	Durchfluss Ventil 19 Flow Valve 19	Durchfluss Ventil 20 Flow Valve 20	Durchfluss Ventil 21 Flow Valve 21	Durchfluss Ventil 22 Flow Valve 22	Durchfluss Ventil 23 Flow Valve 23	Durchfluss Ventil 24 Flow Valve 24

0	1		2	3	4	5	6	7	8	9	
Erstellungsdatum Date of creation	22.02.2021	Änderungsdatum Modification date	24.02.2021	Kunde Customer Indianapolis Blue Marble USA	KHS	magnetisch induktive Durchflussmessung magnetic inductive Flow measurement		Auftragsnummer Order Number K-89407962-000100	Vorherige Seite Previous page 21	Folgeblatt Next Sheet 23	
Name Name	T. Braun	Name Name	schoeffel					Maschine Machine Innofill Can C	=1FD052	+R11	Blatt Sheet 22
Version Version	14	Prüfung Check									

Schutzvermerk ISO 16016 beachten / Refer to protection notice ISO 16016.

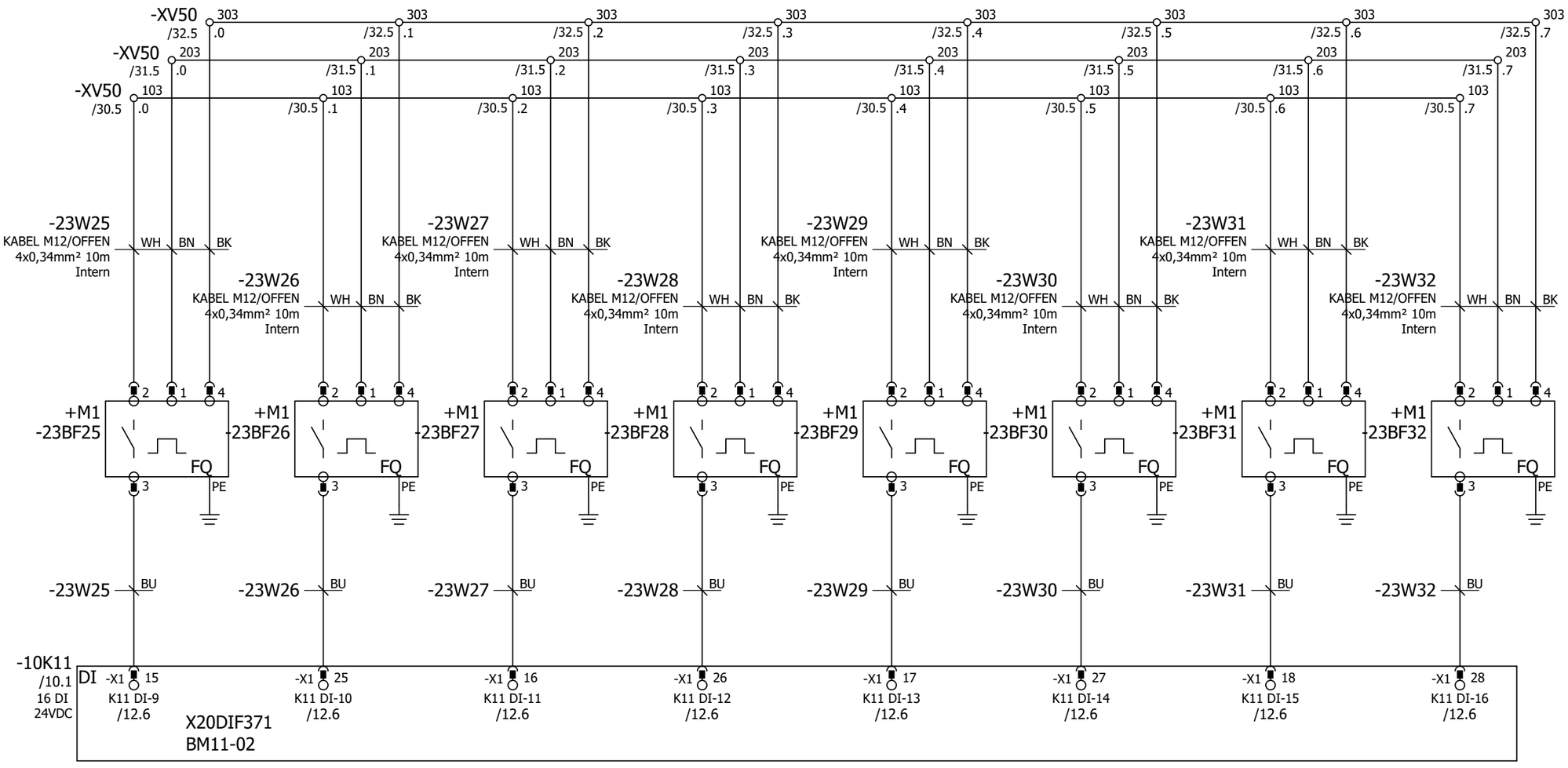

Durchfluss Ventil 25 Flow Valve 25

Durchfluss Ventil 26 Flow Valve 26

Durchfluss Ventil 27 Flow Valve 27

Durchfluss Ventil 28 Flow Valve 28

Durchfluss Ventil 29 Flow Valve 29

Durchfluss Ventil 30 Flow Valve 30

Durchfluss Ventil 31 Flow Valve 31

Durchfluss Ventil 32 Flow Valve 32

0		1		2	3	4	5	6	7	8	9	
Erstellungsdatum Date of creation	22.02.2021	Änderungsdatum Modification date	24.02.2021	Kunde Customer Indianapolis Blue Marble USA		KHS	magnetisch induktive Durchflussmessung magnetic inductive Flow measurement		Auftragsnummer Order Number K-89407962-000100	Vorherige Seite Previous page 22	Folgeblatt Next Sheet 24	
Name Name	T. Braun	Name Name	schoeffel						Maschine Machine Innofill Can C	=1FD052	+R11	Blatt Sheet 23
Version Version	14	Prüfung Check										

Schutzvermerk ISO 16016 beachten / Refer to protection notice ISO 16016.

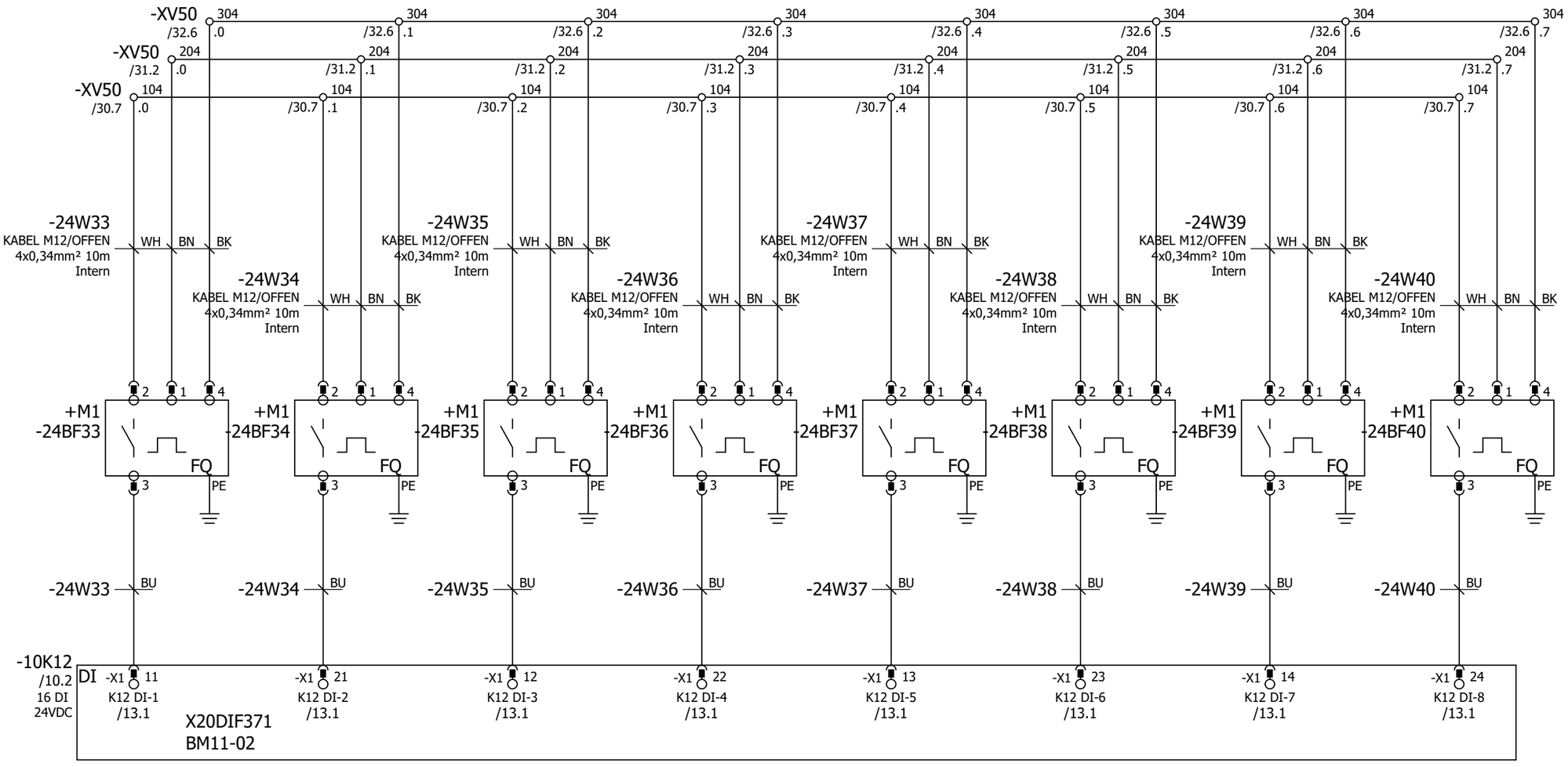

0	1		2	3	4	5	6	7	8	9	
Erstellungsdatum Date of creation	22.02.2021	Änderungsdatum Modification date	24.02.2021	Kunde Customer Indianapolis Blue Marble USA	KHS	magnetisch induktive Durchflussmessung magnetic inductive Flow measurement		Auftragsnummer Order Number K-89407962-000100	Vorherige Seite Previous page 23	Folgeblatt Next Sheet 25	
Name Name	T. Braun	Name Name	schoeffel					Maschine Machine Innofill Can C	=1FD052	+R11	Blatt Sheet 24
Version Version	14	Prüfung Check									

Schutzvermerk ISO 16016 beachten / Refer to protection notice ISO 16016.

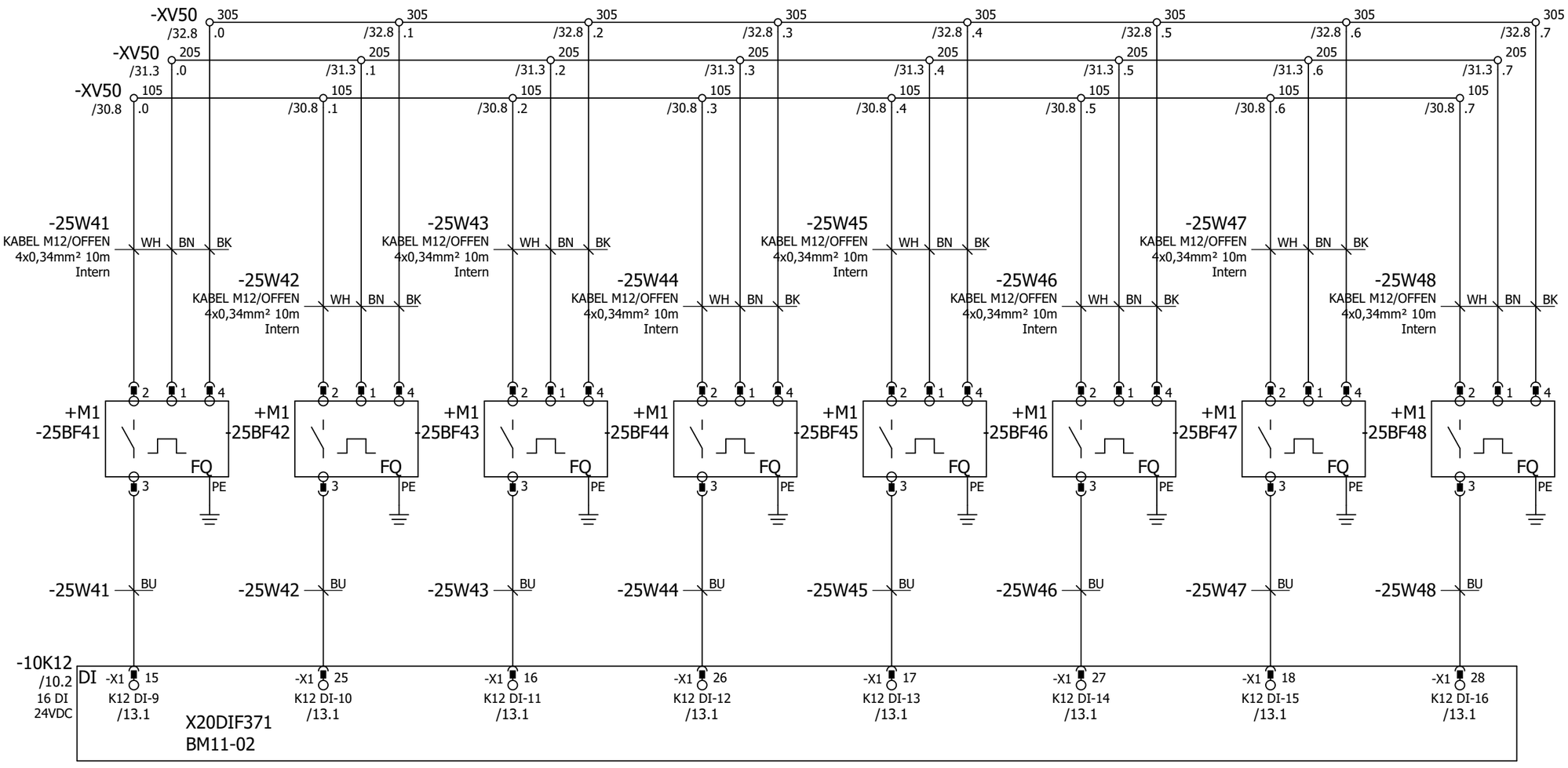

Durchfluss Ventil 41 Flow Valve 41	Durchfluss Ventil 42 Flow Valve 42	Durchfluss Ventil 43 Flow Valve 43	Durchfluss Ventil 44 Flow Valve 44	Durchfluss Ventil 45 Flow Valve 45	Durchfluss Ventil 46 Flow Valve 46	Durchfluss Ventil 47 Flow Valve 47	Durchfluss Ventil 48 Flow Valve 48

0	1		2	3	4	5	6	7	8	9	
Erstellungsdatum Date of creation	22.02.2021	Änderungsdatum Modification date	24.02.2021	Kunde Customer Indianapolis Blue Marble USA	KHS	magnetisch induktive Durchflussmessung magnetic inductive Flow measurement		Auftragsnummer Order Number K-89407962-000100	Vorherige Seite Previous page 24	Folgeblatt Next Sheet 26	
Name Name	T. Braun	Name Name	schoeffel					Maschine Machine Innofill Can C	=1FD052	+R11	Blatt Sheet 25
Version Version	14	Prüfung Check									

Schutzvermerk ISO 16016 beachten / Refer to protection notice ISO 16016.

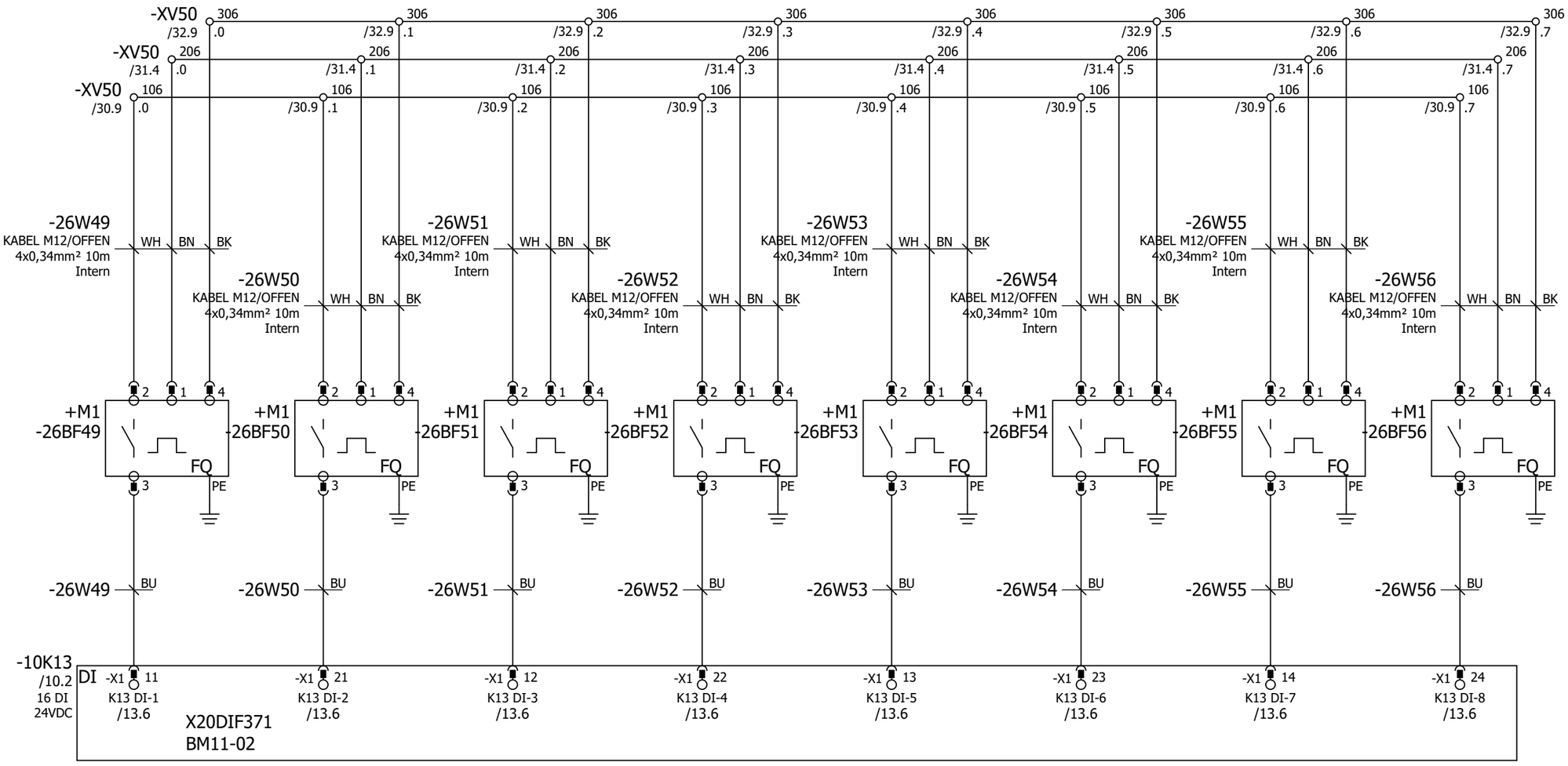

Durchfluss Ventil 49 Flow Valve 49	Durchfluss Ventil 50 Flow Valve 50	Durchfluss Ventil 51 Flow Valve 51	Durchfluss Ventil 52 Flow Valve 52	Durchfluss Ventil 53 Flow Valve 53	Durchfluss Ventil 54 Flow Valve 54	Durchfluss Ventil 55 Flow Valve 55	Durchfluss Ventil 56 Flow Valve 56

0	1		2	3	4	5	6	7	8	9	
Erstellungsdatum Date of creation	24.02.2021	Änderungsdatum Modification date	24.02.2021	Kunde Customer Indianapolis Blue Marble USA	KHS	magnetisch induktive Durchflussmessung magnetic inductive Flow measurement		Auftragsnummer Order Number K-89407962-000100	Vorherige Seite Previous page 25	Folgeblatt Next Sheet 27	
Name Name	T. Braun	Name Name	schoeffel					Maschine Machine Innofill Can C	=1FD052	+R11	Blatt Sheet 26
Version Version	14	Prüfung Check									

Schutzvermerk ISO 16016 beachten / Refer to protection notice ISO 16016.

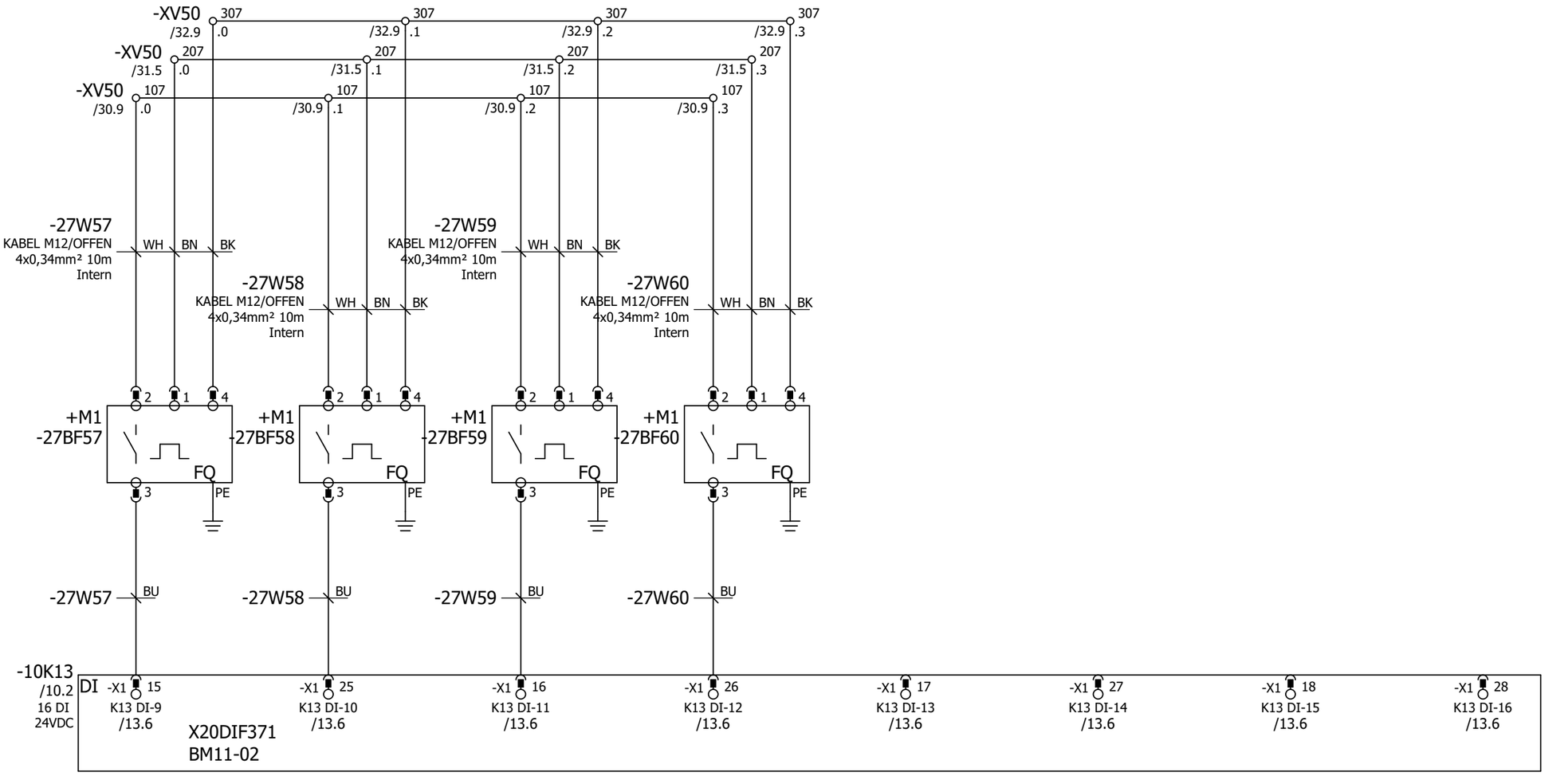

Durchfluss Ventil 57 Flow Valve 57	Durchfluss Ventil 58 Flow Valve 58	Durchfluss Ventil 59 Flow Valve 59	Durchfluss Ventil 60 Flow Valve 60
Reserve Reserve	Reserve Reserve	Reserve Reserve	Reserve Reserve

0	1		2	3	4	5	6	7	8	9	
Erstellungsdatum Date of creation	24.02.2021	Änderungsdatum Modification date	24.02.2021	Kunde Customer Indianapolis Blue Marble USA	KHS	magnetisch induktive Durchflussmessung magnetic inductive Flow measurement		Auftragsnummer Order Number K-89407962-000100	Vorherige Seite Previous page 26	Folgeblatt Next Sheet 30	
Name Name	T. Braun	Name Name	schoeffel					Maschine Machine Innofill Can C	=1FD052	+R11	Blatt Sheet 27
Version Version	14	Prüfung Check									

Schutzvermerk ISO 16016 beachten / Refer to protection notice ISO 16016.

=1FD051/2.5 / 2F3



a 100	a 101	a 102	a 103	a 104	a 105	a 106
-XV50 =1FD052/30.2a =1FD051+R11-X2:5	-XV50 =1FD052/30.3a	-XV50 =1FD052/30.4a	-XV50 =1FD052/30.5a	-XV50 =1FD052/30.7a	-XV50 =1FD052/30.8a	-XV50 =1FD052/30.9a
=1FD052/20.1 .0 =1FD052+M1-20BF1:2	=1FD052/21.1 .0 =1FD052+M1-21BF9:2	=1FD052/22.1 .0 =1FD052+M1-22BF17:2	=1FD052/23.1 .0 =1FD052+M1-23BF25:2	=1FD052/24.1 .0 =1FD052+M1-24BF33:2	=1FD052/25.1 .0 =1FD052+M1-25BF41:2	=1FD052/26.1 .0 =1FD052+M1-26BF49:2
=1FD052/20.2 .1 =1FD052+M1-20BF2:2	=1FD052/21.2 .1 =1FD052+M1-21BF10:2	=1FD052/22.2 .1 =1FD052+M1-22BF18:2	=1FD052/23.2 .1 =1FD052+M1-23BF26:2	=1FD052/24.2 .1 =1FD052+M1-24BF34:2	=1FD052/25.2 .1 =1FD052+M1-25BF42:2	=1FD052/26.2 .1 =1FD052+M1-26BF50:2
=1FD052/20.3 .2 =1FD052+M1-20BF3:2	=1FD052/21.3 .2 =1FD052+M1-21BF11:2	=1FD052/22.3 .2 =1FD052+M1-22BF19:2	=1FD052/23.3 .2 =1FD052+M1-23BF27:2	=1FD052/24.3 .2 =1FD052+M1-24BF35:2	=1FD052/25.3 .2 =1FD052+M1-25BF43:2	=1FD052/26.3 .2 =1FD052+M1-26BF51:2
=1FD052/20.4 .3 =1FD052+M1-20BF4:2	=1FD052/21.4 .3 =1FD052+M1-21BF12:2	=1FD052/22.4 .3 =1FD052+M1-22BF20:2	=1FD052/23.4 .3 =1FD052+M1-23BF28:2	=1FD052/24.4 .3 =1FD052+M1-24BF36:2	=1FD052/25.4 .3 =1FD052+M1-25BF44:2	=1FD052/26.4 .3 =1FD052+M1-26BF52:2
=1FD052/20.5 .4 =1FD052+M1-20BF5:2	=1FD052/21.5 .4 =1FD052+M1-21BF13:2	=1FD052/22.5 .4 =1FD052+M1-22BF21:2	=1FD052/23.5 .4 =1FD052+M1-23BF29:2	=1FD052/24.5 .4 =1FD052+M1-24BF37:2	=1FD052/25.5 .4 =1FD052+M1-25BF45:2	=1FD052/26.5 .4 =1FD052+M1-26BF53:2
=1FD052/20.6 .5 =1FD052+M1-20BF6:2	=1FD052/21.6 .5 =1FD052+M1-21BF14:2	=1FD052/22.6 .5 =1FD052+M1-22BF22:2	=1FD052/23.6 .5 =1FD052+M1-23BF30:2	=1FD052/24.6 .5 =1FD052+M1-24BF38:2	=1FD052/25.6 .5 =1FD052+M1-25BF46:2	=1FD052/26.6 .5 =1FD052+M1-26BF54:2
=1FD052/20.7 .6 =1FD052+M1-20BF7:2	=1FD052/21.7 .6 =1FD052+M1-21BF15:2	=1FD052/22.7 .6 =1FD052+M1-22BF23:2	=1FD052/23.7 .6 =1FD052+M1-23BF31:2	=1FD052/24.7 .6 =1FD052+M1-24BF39:2	=1FD052/25.7 .6 =1FD052+M1-25BF47:2	=1FD052/26.7 .6 =1FD052+M1-26BF55:2
=1FD052/20.8 .7 =1FD052+M1-20BF8:2	=1FD052/21.8 .7 =1FD052+M1-21BF16:2	=1FD052/22.8 .7 =1FD052+M1-22BF24:2	=1FD052/23.8 .7 =1FD052+M1-23BF32:2	=1FD052/24.8 .7 =1FD052+M1-24BF40:2	=1FD052/25.8 .7 =1FD052+M1-25BF48:2	=1FD052/26.8 .7 =1FD052+M1-26BF56:2

a 107

-XV50
=1FD052/30.9a

=1FD052/27.1 .0
=1FD052+M1-27BF57:2

=1FD052/27.2 .1
=1FD052+M1-27BF58:2

=1FD052/27.3 .2
=1FD052+M1-27BF59:2

=1FD052/27.4 .3
=1FD052+M1-27BF60:2

Schutzvermerk ISO 16016 beachten / Refer to protection notice ISO 16016.

0		1		2	3	4	5	6	7	8	9	
Erstellungsdatum Date of creation	22.02.2021	Änderungsdatum Modification date	25.06.2021	Kunde Customer Indianapolis Blue Marble USA		KHS	Potential Verteiler XV50 Potential Distributor XV50		Auftragsnummer Order Number K-89407962-000100	Vorherige Seite Previous page 27	Folgeblatt Next Sheet 31	
Name Name	T. Braun	Name Name	schoeffel						Maschine Machine Innofill Can C	=1FD052	+R11	Blatt Sheet 30
Version Version	14	Prüfung Check										

=1FD051/2.6 / 2F4

-XV50 =1FD052/31.2a =1FD051+R11-X2:6	-XV50 =1FD052/31.3a	-XV50 =1FD052/31.4a	-XV50 =1FD052/31.5a
=1FD052/20.1 .0 =1FD052+M1-20BF1:1	=1FD052/21.1 .0 =1FD052+M1-21BF9:1	=1FD052/22.1 .0 =1FD052+M1-22BF17:1	=1FD052/23.1 .0 =1FD052+M1-23BF25:1
=1FD052/20.2 .1 =1FD052+M1-20BF2:1	=1FD052/21.2 .1 =1FD052+M1-21BF10:1	=1FD052/22.2 .1 =1FD052+M1-22BF18:1	=1FD052/23.2 .1 =1FD052+M1-23BF26:1
=1FD052/20.3 .2 =1FD052+M1-20BF3:1	=1FD052/21.3 .2 =1FD052+M1-21BF11:1	=1FD052/22.3 .2 =1FD052+M1-22BF19:1	=1FD052/23.3 .2 =1FD052+M1-23BF27:1
=1FD052/20.4 .3 =1FD052+M1-20BF4:1	=1FD052/21.4 .3 =1FD052+M1-21BF12:1	=1FD052/22.4 .3 =1FD052+M1-22BF20:1	=1FD052/23.4 .3 =1FD052+M1-23BF28:1
=1FD052/20.5 .4 =1FD052+M1-20BF5:1	=1FD052/21.5 .4 =1FD052+M1-21BF13:1	=1FD052/22.5 .4 =1FD052+M1-22BF21:1	=1FD052/23.5 .4 =1FD052+M1-23BF29:1
=1FD052/20.6 .5 =1FD052+M1-20BF6:1	=1FD052/21.6 .5 =1FD052+M1-21BF14:1	=1FD052/22.6 .5 =1FD052+M1-22BF22:1	=1FD052/23.6 .5 =1FD052+M1-23BF30:1
=1FD052/20.7 .6 =1FD052+M1-20BF7:1	=1FD052/21.7 .6 =1FD052+M1-21BF15:1	=1FD052/22.7 .6 =1FD052+M1-22BF23:1	=1FD052/23.7 .6 =1FD052+M1-23BF31:1
=1FD052/20.8 .7 =1FD052+M1-20BF8:1	=1FD052/21.8 .7 =1FD052+M1-21BF16:1	=1FD052/22.8 .7 =1FD052+M1-22BF24:1	=1FD052/23.8 .7 =1FD052+M1-23BF32:1



=1FD051/2.7 / 2F5

-XV50 =1FD052/31.2a =1FD051+R11-X2:7	-XV50 =1FD052/31.3a	-XV50 =1FD052/31.4a	-XV50 =1FD052/31.5a
=1FD052/24.1 .0 =1FD052+M1-24BF33:1	=1FD052/25.1 .0 =1FD052+M1-25BF41:1	=1FD052/26.1 .0 =1FD052+M1-26BF49:1	=1FD052/27.1 .0 =1FD052+M1-27BF57:1
=1FD052/24.2 .1 =1FD052+M1-24BF34:1	=1FD052/25.2 .1 =1FD052+M1-25BF42:1	=1FD052/26.2 .1 =1FD052+M1-26BF50:1	=1FD052/27.2 .1 =1FD052+M1-27BF58:1
=1FD052/24.3 .2 =1FD052+M1-24BF35:1	=1FD052/25.3 .2 =1FD052+M1-25BF43:1	=1FD052/26.3 .2 =1FD052+M1-26BF51:1	=1FD052/27.3 .2 =1FD052+M1-27BF59:1
=1FD052/24.4 .3 =1FD052+M1-24BF36:1	=1FD052/25.4 .3 =1FD052+M1-25BF44:1	=1FD052/26.4 .3 =1FD052+M1-26BF52:1	=1FD052/27.4 .3 =1FD052+M1-27BF60:1
=1FD052/24.5 .4 =1FD052+M1-24BF37:1	=1FD052/25.5 .4 =1FD052+M1-25BF45:1	=1FD052/26.5 .4 =1FD052+M1-26BF53:1	
=1FD052/24.6 .5 =1FD052+M1-24BF38:1	=1FD052/25.6 .5 =1FD052+M1-25BF46:1	=1FD052/26.6 .5 =1FD052+M1-26BF54:1	
=1FD052/24.7 .6 =1FD052+M1-24BF39:1	=1FD052/25.7 .6 =1FD052+M1-25BF47:1	=1FD052/26.7 .6 =1FD052+M1-26BF55:1	
=1FD052/24.8 .7 =1FD052+M1-24BF40:1	=1FD052/25.8 .7 =1FD052+M1-25BF48:1	=1FD052/26.8 .7 =1FD052+M1-26BF56:1	

Schutzvermerk ISO 16016 beachten / Refer to protection notice ISO 16016.

=1FD051/2.1 / 2



a 300	a 301	a 302	a 303	a 304	a 305	a 306
-XV50 =1FD052/32.2a =1FD051+R11-X2:1	-XV50 =1FD052/32.3a	-XV50 =1FD052/32.4a	-XV50 =1FD052/32.5a	-XV50 =1FD052/32.6a	-XV50 =1FD052/32.8a	-XV50 =1FD052/32.9a
=1FD052/20.1 .0 =1FD052+M1-20BF1:4	=1FD052/21.1 .0 =1FD052+M1-21BF9:4	=1FD052/22.1 .0 =1FD052+M1-22BF17:4	=1FD052/23.1 .0 =1FD052+M1-23BF25:4	=1FD052/24.1 .0 =1FD052+M1-24BF33:4	=1FD052/25.1 .0 =1FD052+M1-25BF41:4	=1FD052/26.1 .0 =1FD052+M1-26BF49:4
=1FD052/20.2 .1 =1FD052+M1-20BF2:4	=1FD052/21.2 .1 =1FD052+M1-21BF10:4	=1FD052/22.2 .1 =1FD052+M1-22BF18:4	=1FD052/23.2 .1 =1FD052+M1-23BF26:4	=1FD052/24.2 .1 =1FD052+M1-24BF34:4	=1FD052/25.2 .1 =1FD052+M1-25BF42:4	=1FD052/26.2 .1 =1FD052+M1-26BF50:4
=1FD052/20.3 .2 =1FD052+M1-20BF3:4	=1FD052/21.3 .2 =1FD052+M1-21BF11:4	=1FD052/22.3 .2 =1FD052+M1-22BF19:4	=1FD052/23.3 .2 =1FD052+M1-23BF27:4	=1FD052/24.3 .2 =1FD052+M1-24BF35:4	=1FD052/25.3 .2 =1FD052+M1-25BF43:4	=1FD052/26.3 .2 =1FD052+M1-26BF51:4
=1FD052/20.4 .3 =1FD052+M1-20BF4:4	=1FD052/21.4 .3 =1FD052+M1-21BF12:4	=1FD052/22.4 .3 =1FD052+M1-22BF20:4	=1FD052/23.4 .3 =1FD052+M1-23BF28:4	=1FD052/24.4 .3 =1FD052+M1-24BF36:4	=1FD052/25.4 .3 =1FD052+M1-25BF44:4	=1FD052/26.4 .3 =1FD052+M1-26BF52:4
=1FD052/20.5 .4 =1FD052+M1-20BF5:4	=1FD052/21.5 .4 =1FD052+M1-21BF13:4	=1FD052/22.5 .4 =1FD052+M1-22BF21:4	=1FD052/23.5 .4 =1FD052+M1-23BF29:4	=1FD052/24.5 .4 =1FD052+M1-24BF37:4	=1FD052/25.5 .4 =1FD052+M1-25BF45:4	=1FD052/26.5 .4 =1FD052+M1-26BF53:4
=1FD052/20.6 .5 =1FD052+M1-20BF6:4	=1FD052/21.6 .5 =1FD052+M1-21BF14:4	=1FD052/22.6 .5 =1FD052+M1-22BF22:4	=1FD052/23.6 .5 =1FD052+M1-23BF30:4	=1FD052/24.6 .5 =1FD052+M1-24BF38:4	=1FD052/25.6 .5 =1FD052+M1-25BF46:4	=1FD052/26.6 .5 =1FD052+M1-26BF54:4
=1FD052/20.7 .6 =1FD052+M1-20BF7:4	=1FD052/21.7 .6 =1FD052+M1-21BF15:4	=1FD052/22.7 .6 =1FD052+M1-22BF23:4	=1FD052/23.7 .6 =1FD052+M1-23BF31:4	=1FD052/24.7 .6 =1FD052+M1-24BF39:4	=1FD052/25.7 .6 =1FD052+M1-25BF47:4	=1FD052/26.7 .6 =1FD052+M1-26BF55:4
=1FD052/20.8 .7 =1FD052+M1-20BF8:4	=1FD052/21.8 .7 =1FD052+M1-21BF16:4	=1FD052/22.8 .7 =1FD052+M1-22BF24:4	=1FD052/23.8 .7 =1FD052+M1-23BF32:4	=1FD052/24.8 .7 =1FD052+M1-24BF40:4	=1FD052/25.8 .7 =1FD052+M1-25BF48:4	=1FD052/26.8 .7 =1FD052+M1-26BF56:4

a 307

-XV50
=1FD052/32.9a

=1FD052/27.1 .0
=1FD052+M1-27BF57:4

=1FD052/27.2 .1
=1FD052+M1-27BF58:4

=1FD052/27.3 .2
=1FD052+M1-27BF59:4

=1FD052/27.4 .3
=1FD052+M1-27BF60:4

Schutzvermerk ISO 16016 beachten / Refer to protection notice ISO 16016.

0		1		2	3	4	5	6	7	8	9	
Erstellungsdatum Date of creation	22.02.2021	Änderungsdatum Modification date	25.06.2021	Kunde Customer Indianapolis Blue Marble USA		KHS	Potential Verteiler XV50 Potential Distributor XV50		Auftragsnummer Order Number K-89407962-000100	Vorherige Seite Previous page 31	Folgeblatt Next Sheet =1FD060/1	
Name Name	T. Braun	Name Name	schoeffel									
Version Version	14	Prüfung Check							Maschine Machine Innofill Can C	=1FD052	+R11	Blatt Sheet 32

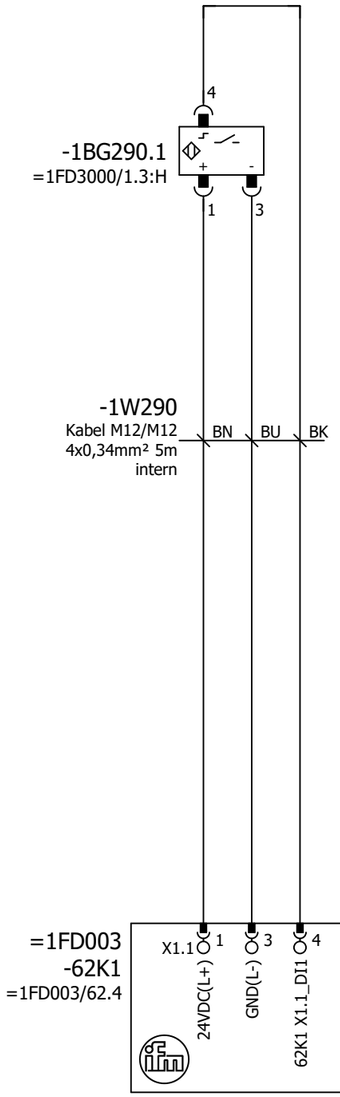

1MM290
geschlossen
1MM290
closed

.

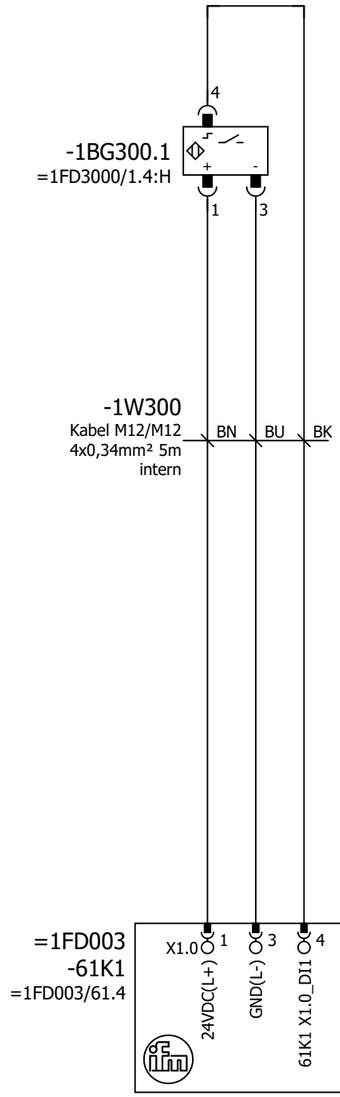

1MM300
geschlossen
1MM300
closed

.

Schutzvermerk ISO 16016 beachten / Refer to protection notice ISO 16016.

0		1		2	3	4	5	6	7	8	9	
Erstellungsdatum Date of creation	03.03.2021	Änderungsdatum Modification date	25.06.2021	Kunde Customer Indianapolis Blue Marble USA		KHS	Überwachung Ventile monitoring Valves		Auftragsnummer Order Number K-89407962-000100	Vorherige Seite Previous page =1FD052/32	Folgeblatt Next Sheet 2	
Name Name	T. Braun	Name Name	schoeffel						Maschine Machine Innofill Can C	=1FD060	+M1	Blatt Sheet 1
Version Version	14	Prüfung Check										

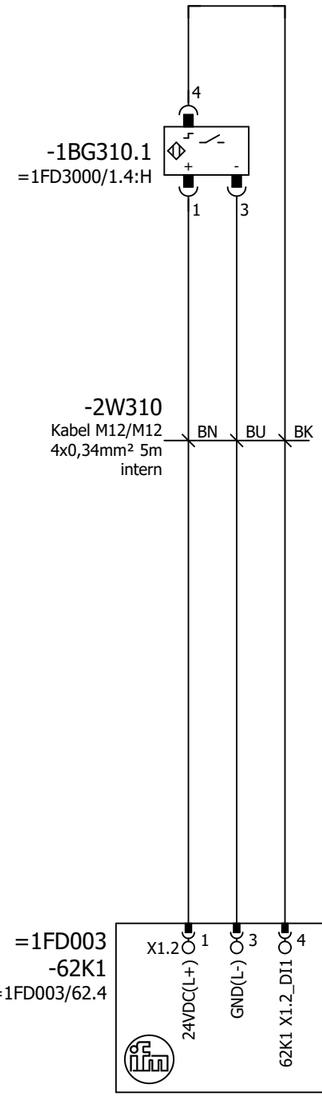

1MM310
geschlossen
1MM310
closed

.

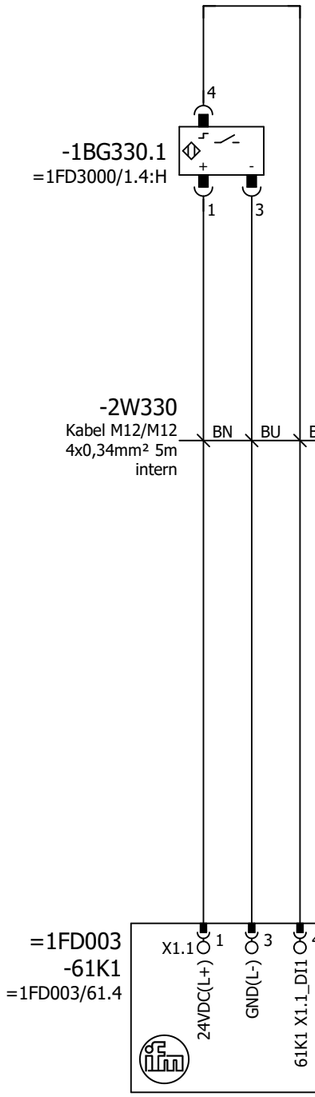

1MM330
geschlossen
1MM330
closed

.

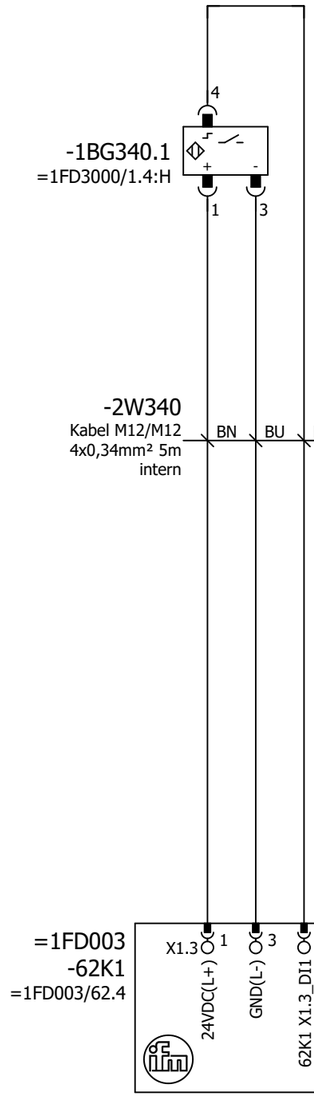

1MM340
geschlossen
1MM340
closed

.

0		1		2	3	4	5	6	7	8	9	
Erstellungsdatum Date of creation	03.03.2021	Änderungsdatum Modification date	25.06.2021	Kunde Customer Indianapolis Blue Marble USA	KHS	Überwachung Ventile monitoring Valves			Auftragsnummer Order Number K-89407962-000100	Vorherige Seite Previous page 1	Folgeblatt Next Sheet 3	
Name Name	T. Braun	Name Name	schoeffel						Maschine Machine Innofill Can C	=1FD060	+M1	Blatt Sheet 2
Version Version	14	Prüfung Check										

Schutzvermerk ISO 16016 beachten / Refer to protection notice ISO 16016.

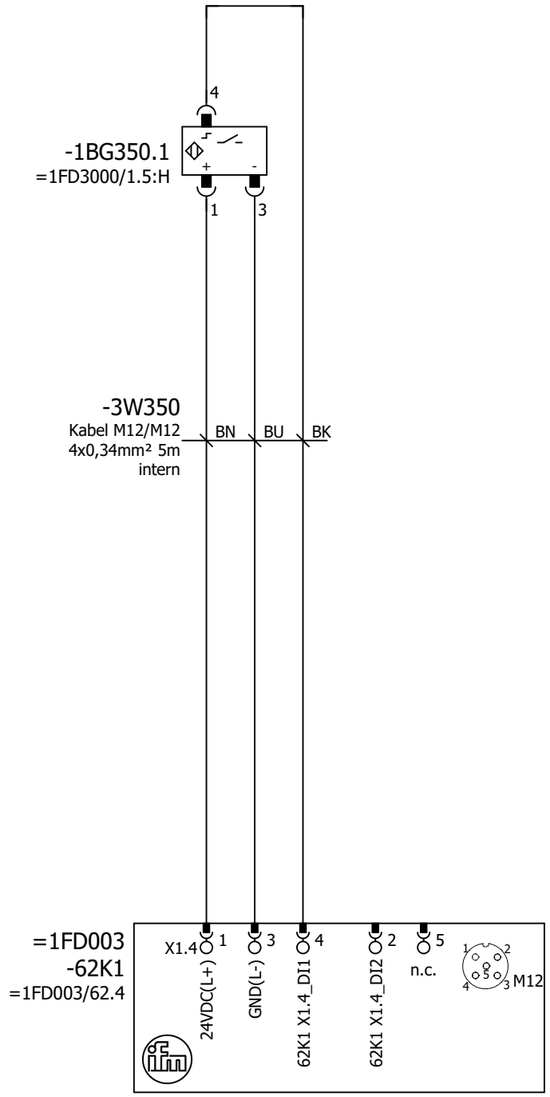

1MM350
geschlossen
1MM350
closed

.

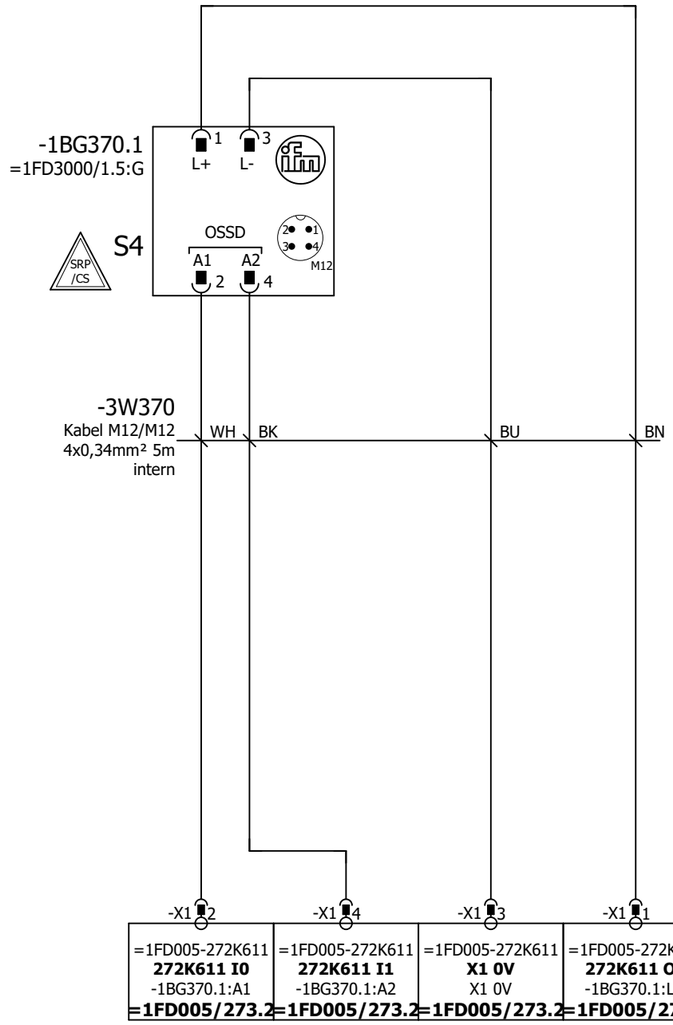

1MM370
Kanal B geschlossen
1MM370
channel B closed

24VDC

1MM370
Kanal A geschlossen
1MM370
channel A closed

0VDC

Schutzvermerk ISO 16016 beachten / Refer to protection notice ISO 16016.

0		1		2	3	4	5	6	7	8	9	
Erstellungsdatum Date of creation	03.03.2021	Änderungsdatum Modification date	25.06.2021	Kunde Customer Indianapolis Blue Marble USA	KHS	Überwachung Ventile monitoring Valves			Auftragsnummer Order Number K-89407962-000100	Vorherige Seite Previous page 2	Folgeblatt Next Sheet 4	
Name Name	T. Braun	Name Name	schoeffel						Maschine Machine Innofill Can C	=1FD060	+M1	Blatt Sheet 3
Version Version	14	Prüfung Check										

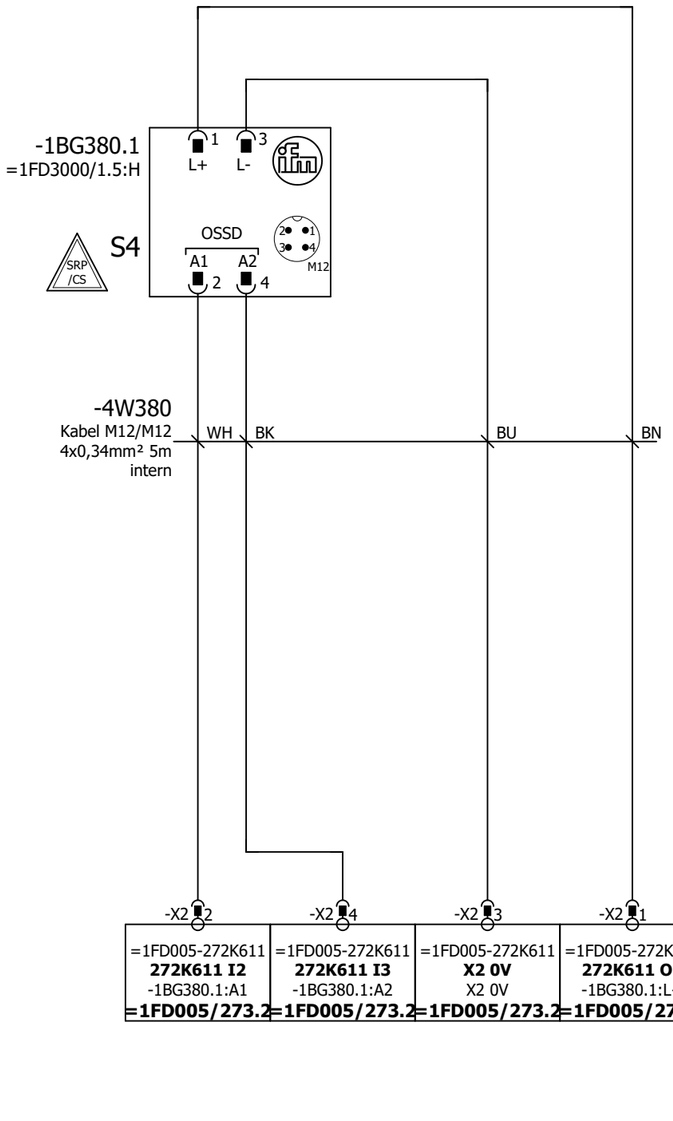

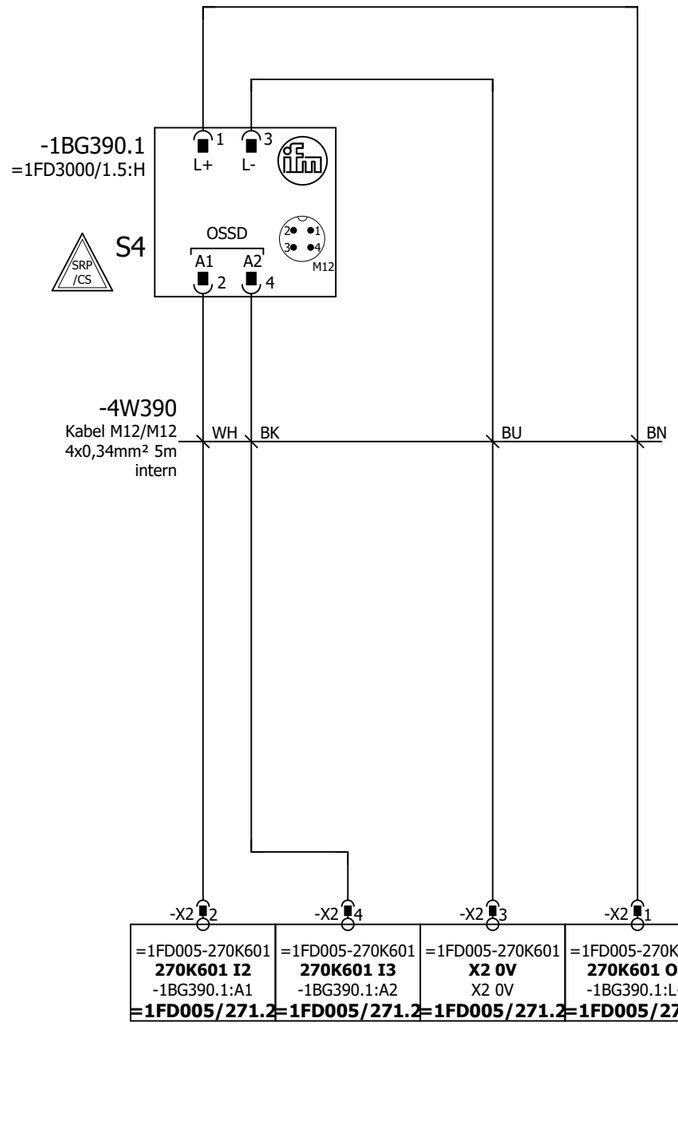

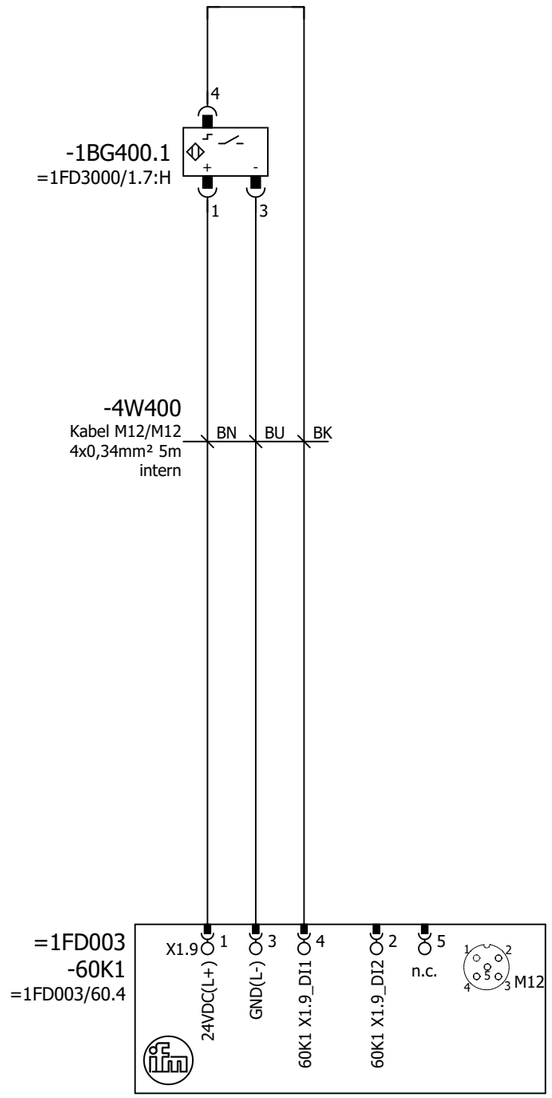

1MM380
Kanal B geschlossen
1MM380
channel B closed

24VDC

1MM380
Kanal A geschlossen
1MM380
channel A closed

0VDC

1MM390
Kanal B geschlossen
1MM390
channel B closed

24VDC

1MM390
Kanal A geschlossen
1MM390
channel A closed

0VDC

1MM400
geschlossen
1MM400
closed

0		1		2	3	4	5	6	7	8	9	
Erstellungsdatum Date of creation	03.03.2021	Änderungsdatum Modification date	25.06.2021	Kunde Customer Indianapolis Blue Marble USA	KHS	Überwachung Ventile monitoring Valves	Auftragsnummer Order Number K-89407962-000100		Vorherige Seite Previous page 3		Folgeblatt Next Sheet 5	
Name Name	T. Braun	Name Name	schoeffel				Maschine Machine Innofill Can C	=1FD060		+M1	Blatt Sheet	4
Version Version	14	Prüfung Check										

Schutzvermerk ISO 16016 beachten / Refer to protection notice ISO 16016.

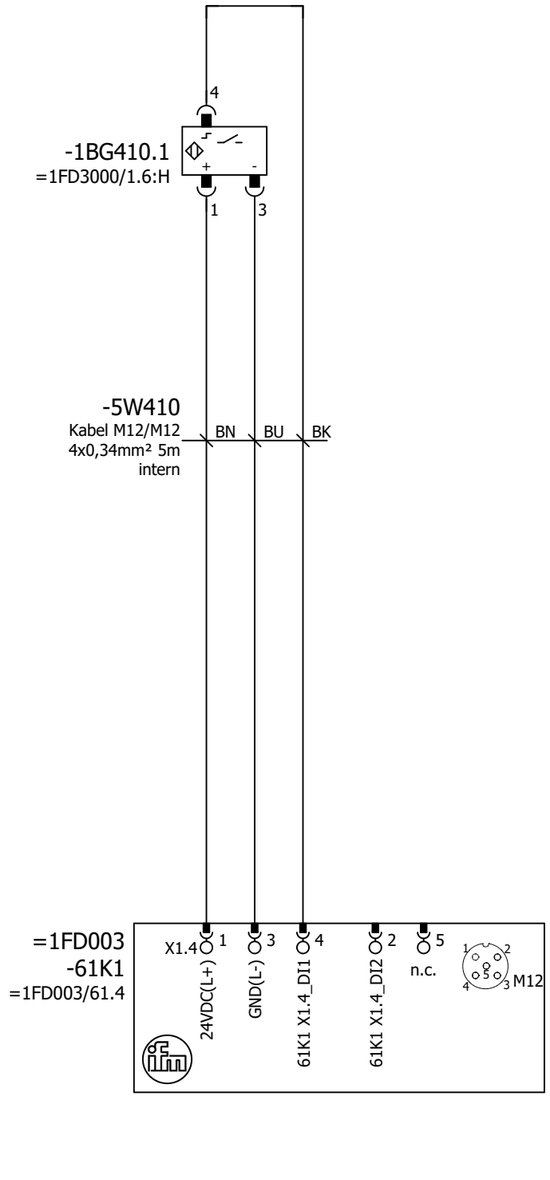

1MM410
geschlossen
1MM410
closed

.

Schutzvermerk ISO 16016 beachten / Refer to protection notice ISO 16016.

0		1		2	3	4	5	6	7	8	9	
Erstellungsdatum Date of creation	03.03.2021	Änderungsdatum Modification date	25.06.2021	Kunde Customer Indianapolis Blue Marble USA	KHS	Überwachung Ventile monitoring Valves			Auftragsnummer Order Number K-89407962-000100	Vorherige Seite Previous page 4	Folgeblatt Next Sheet 6	
Name Name	T. Braun	Name Name	schoeffel						Maschine Machine Innofill Can C	=1FD060	+M1	Blatt Sheet 5
Version Version	14	Prüfung Check										

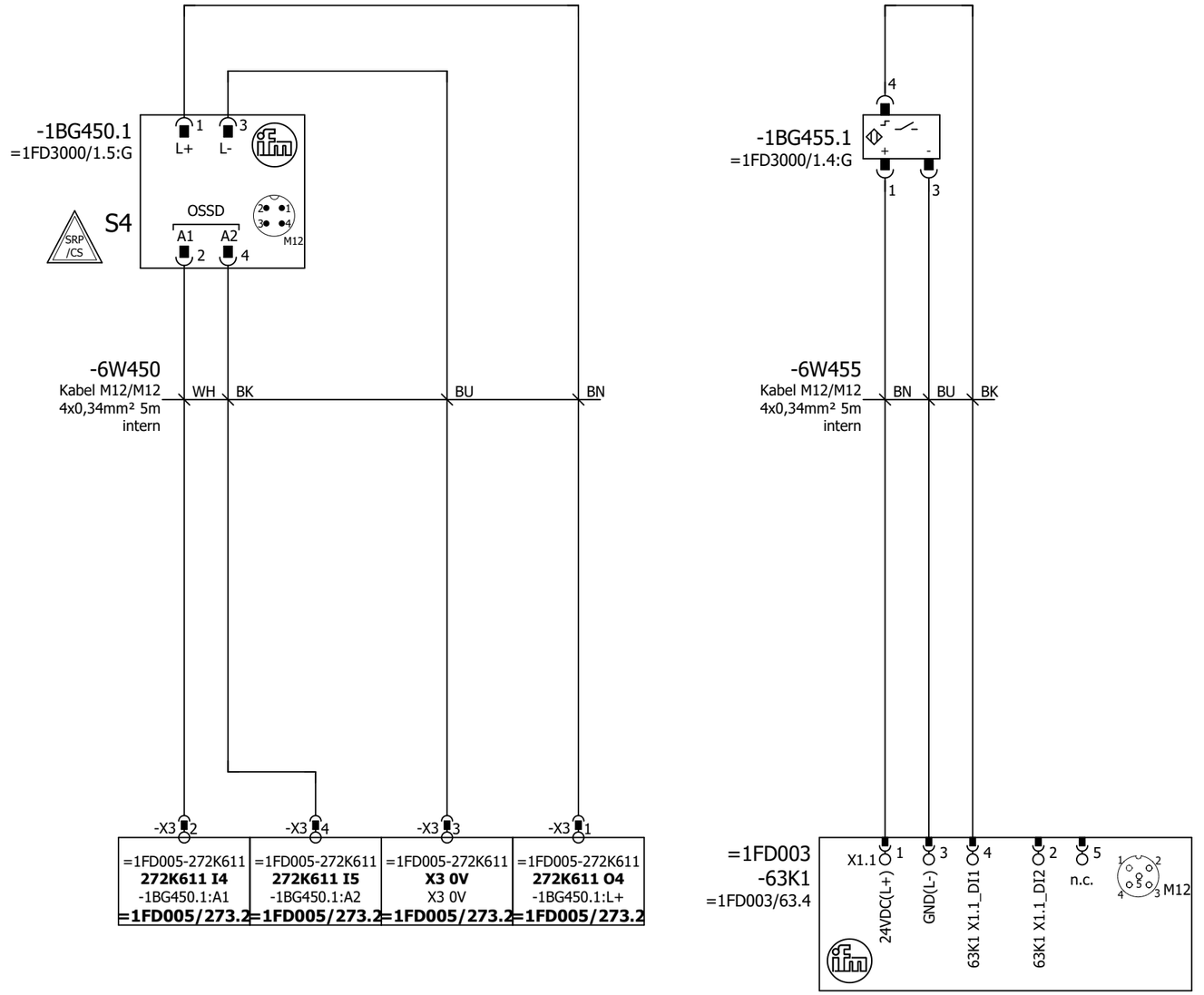

1MM450
Kanal B geschlossen
1MM450
channel B closed

24VDC

1MM450
Kanal A geschlossen
1MM450
channel A closed

0VDC

1MM455
geschlossen
1MM455
closed

.

0		1		2	3	4	5	6	7	8	9	
Erstellungsdatum Date of creation	03.03.2021	Änderungsdatum Modification date	25.06.2021	Kunde Customer Indianapolis Blue Marble USA	KHS	Überwachung Ventile monitoring Valves			Auftragsnummer Order Number K-89407962-000100	Vorherige Seite Previous page 5	Folgeblatt Next Sheet 7	
Name Name	T. Braun	Name Name	schoeffel						Maschine Machine Innofill Can C	=1FD060	+M1	Blatt Sheet 6
Version Version	14	Prüfung Check										

Schutzvermerk ISO 16016 beachten / Refer to protection notice ISO 16016.

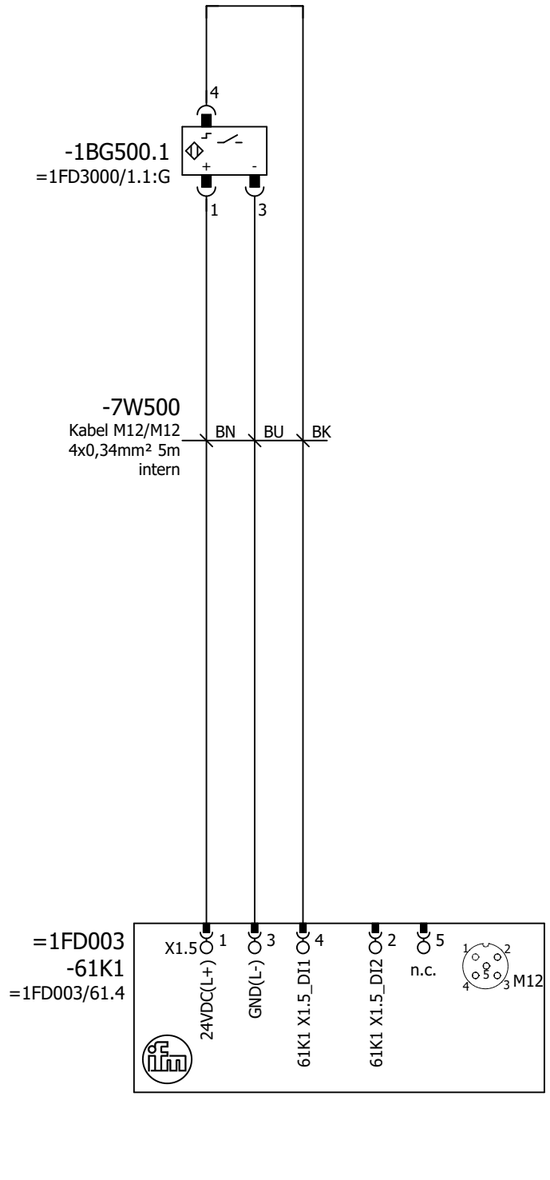

1MM500
geschlossen
1MM500
closed

.

Schutzvermerk ISO 16016 beachten / Refer to protection notice ISO 16016.

0		1		2	3	4	5	6	7	8	9	
Erstellungsdatum Date of creation	03.03.2021	Änderungsdatum Modification date	25.06.2021	Kunde Customer Indianapolis Blue Marble USA		KHS	Überwachung Ventile monitoring Valves		Auftragsnummer Order Number K-89407962-000100	Vorherige Seite Previous page 6	Folgeblatt Next Sheet 20	
Name Name	T. Braun	Name Name	schoeffel						Maschine Machine Innofill Can C	=1FD060	+M1	Blatt Sheet 7
Version Version	14	Prüfung Check										

060-1MM290	060-1MM300	060-1MM310	060-1MM330	060-1MM340	060-1MM350
=1FD003-71K1 **71K1_1K1.1_2** 71K1_1K1.1_2 **=1FD003/80.6**	=1FD003-71K1 **71K1_1K1.2_4** 71K1_1K1.2_4 **=1FD003/80.6**	=1FD003-71K1 **71K1_1K1.2_2** 71K1_1K1.2_2 **=1FD003/80.6**	=1FD003-71K1 **71K1_1K1.3_4** 71K1_1K1.3_4 **=1FD003/80.6**	=1FD003-71K1 **71K1_1K1.3_2** 71K1_1K1.3_2 **=1FD003/80.6**	=1FD003-71K1 **71K1_1K1.4_4** 71K1_1K1.4_4 **=1FD003/80.6**
1	2	3	4	5	6

-20K290
=1FD2000/12.1

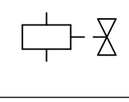

-20K310
=1FD2000/12.4

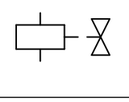

-20K340
=1FD2000/12.6

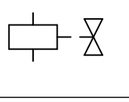

-20K300
=1FD2000/12.3

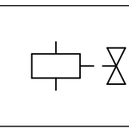

-20K330
=1FD2000/12.5

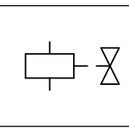

-20K350
=1FD2000/12.7

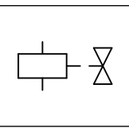

0		1		2	3	4	5	6	7	8	9	
Erstellungsdatum Date of creation	03.03.2021	Änderungsdatum Modification date	11.03.2021	Kunde Customer Indianapolis Blue Marble USA		KHS	Ventile Valves		Auftragsnummer Order Number K-89407962-000100	Vorherige Seite Previous page 7	Folgeblatt Next Sheet 21	
Name Name	T. Braun	Name Name	schoeffel						Maschine Machine Innofill Can C	=1FD060	+M1	Blatt Sheet 20
Version Version	14	Prüfung Check										

Schutzvermerk ISO 16016 beachten / Refer to protection notice ISO 16016.

060-1MM370 060-1MM380 060-1MM390 060-1MM400 060-1MM410

=1FD003-74K1 **74K1_1K1.1_2** 74K1_1K1.1_2 **=1FD003/82.2**	=1FD003-74K1 **74K1_1K1.2_4** 74K1_1K1.2_4 **=1FD003/82.2**	=1FD003-74K1 **74K1_1K1.2_2** 74K1_1K1.2_2 **=1FD003/82.2**	=1FD003-70K1 **70K1_1K1.1_4** 70K1_1K1.1_4 **=1FD003/80.2**	=1FD003-70K1 **70K1_1K1.1_2** 70K1_1K1.1_2 **=1FD003/80.2**
1	2	3	0	1

-21K380
=1FD2000/30.3

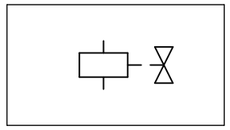

-21K400
=1FD2000/10.1

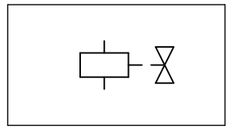

-21K370
=1FD2000/30.1

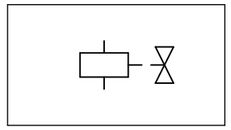

-21K390
=1FD2000/30.4

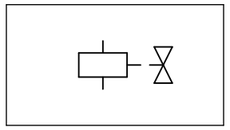

-21K410
=1FD2000/10.1

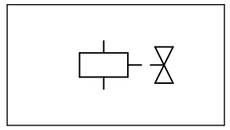

Schutzvermerk ISO 16016 beachten / Refer to protection notice ISO 16016.

060-1MM450

=1FD003-74K1
74K1_1K1.3_2
74K1_1K1.3_2
=1FD003/82.2
5

060-1MM455

=1FD003-75K1
75K1_1K1.8_2
75K1_1K1.8_2
=1FD003/82.6
15

60-1MM490

=1FD003-71K1
71K1_1K1.4_2
71K1_1K1.4_2
=1FD003/80.6
7

060-1MM500

=1FD003-71K1
71K1_1K1.5_4
71K1_1K1.5_4
=1FD003/80.6
8

-22K455
=1FD2000/21.8

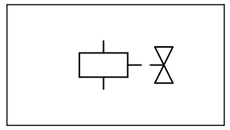

-22K500
=1FD2000/13.1

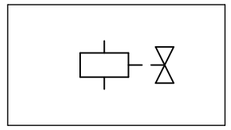

-22K450
=1FD2000/30.6

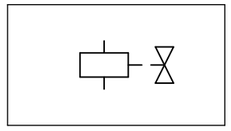

-22K490
=1FD2000/12.8

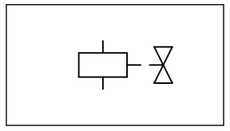

Schutzvermerk ISO 16016 beachten / Refer to protection notice ISO 16016.

0		1		2	3	4	5	6	7	8	9	
Erstellungsdatum Date of creation	03.03.2021	Änderungsdatum Modification date	08.03.2021	Kunde Customer Indianapolis Blue Marble USA		KHS	Ventile Valves		Auftragsnummer Order Number K-89407962-000100		Vorherige Seite Previous page 21	Folgeblatt Next Sheet 40
Name Name	T. Braun	Name Name	schoeffel						Maschine Machine Innofill Can C	=1FD060	+M1	Blatt Sheet 22
Version Version	14	Prüfung Check										

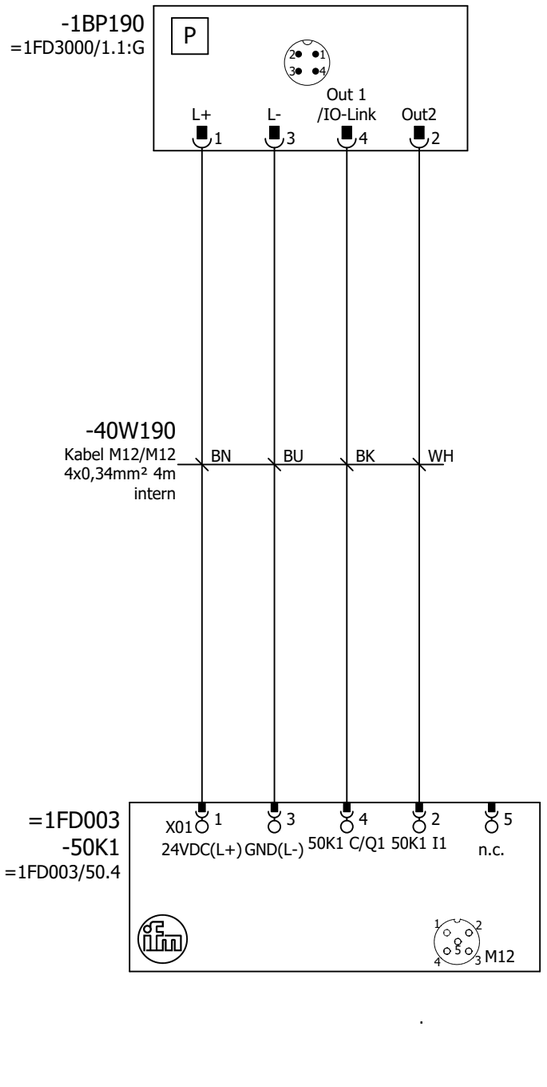

1BP190
Druck Istwert Produkt Vordruck
1BP190
Pressure Actual Value Product Pre-Pressure

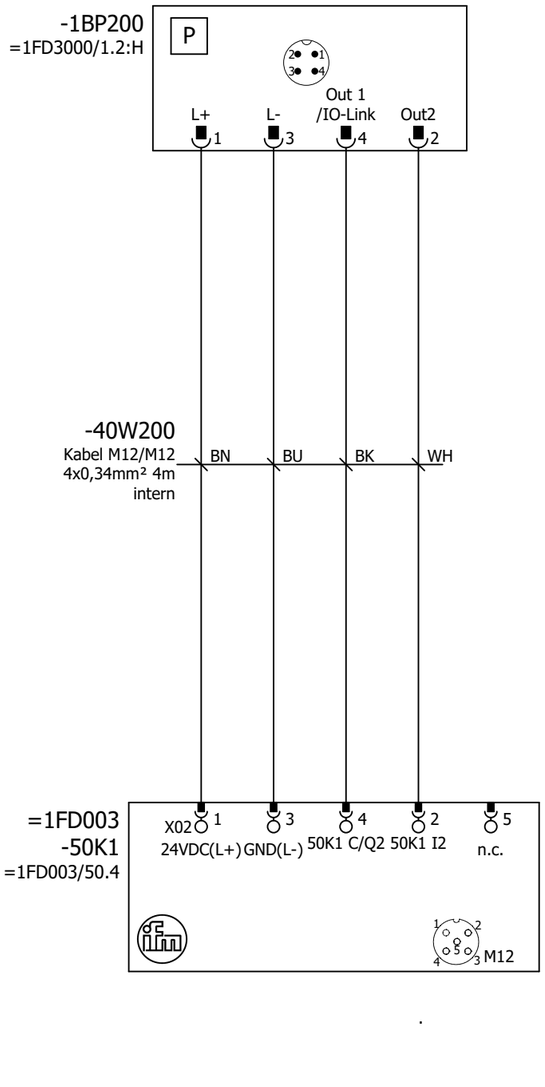

1BP200
Druck Istwert Produkt
1BP200
Pressure Actual Value Product

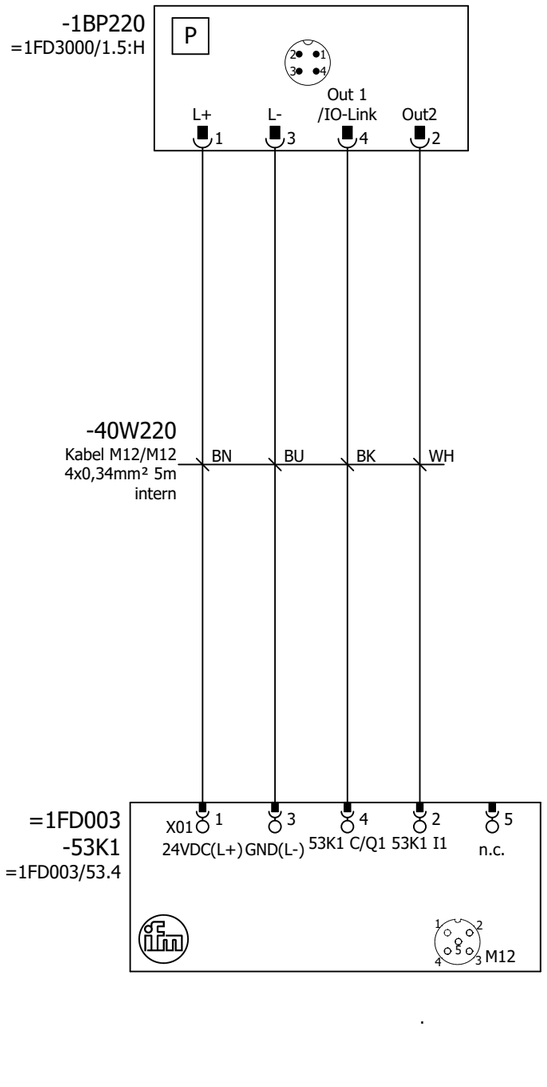

1BP220
Druck Istwert CO²
1BP220
Pressure Actual Value CO²

Schutzvermerk ISO 16016 beachten / Refer to protection notice ISO 16016.

0		1		2	3	4	5	6	7	8	9	
Erstellungsdatum Date of creation	03.03.2021	Änderungsdatum Modification date	25.06.2021	Kunde Customer Indianapolis Blue Marble USA	KHS	Druckaufnehmer Pressure sensor			Auftragsnummer Order Number K-89407962-000100	Vorherige Seite Previous page 22	Folgeblatt Next Sheet 41	
Name Name	T. Braun	Name Name	schoeffel									
Version Version	14	Prüfung Check							Maschine Machine Innofill Can C	=1FD060	+M1	Blatt Sheet 40

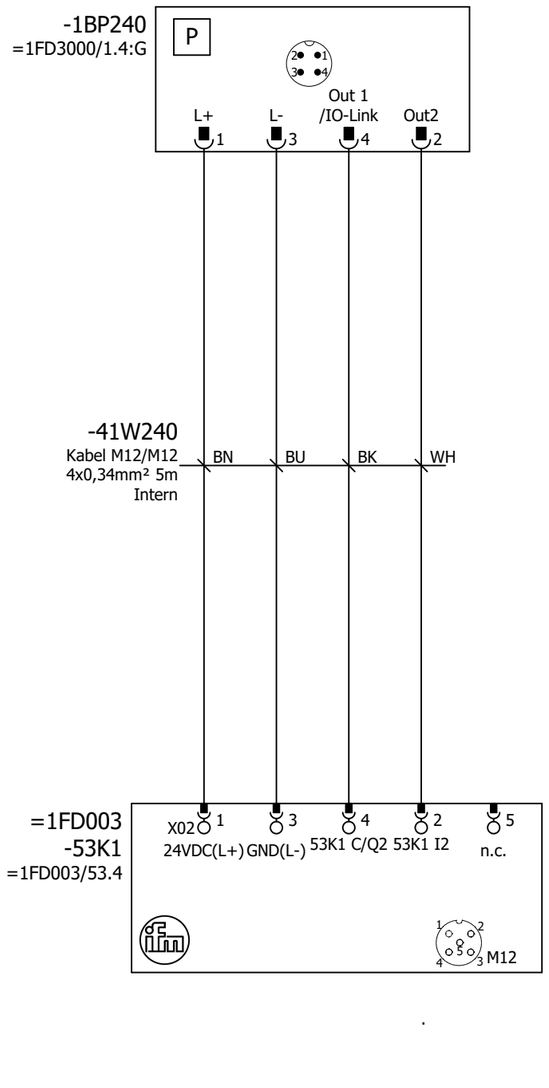

1BP240
Druck Istwert Wasser
1BP240
Pressure Actual Value Water

0		1		2	3	4	5	6	7	8	9	
Erstellungsdatum Date of creation	03.03.2021	Änderungsdatum Modification date	25.06.2021	Kunde Customer Indianapolis Blue Marble USA	KHS	Druckaufnehmer Pressure sensor			Auftragsnummer Order Number K-89407962-000100	Vorherige Seite Previous page 40	Folgeblatt Next Sheet 42	
Name Name	T. Braun	Name Name	schoeffel						Maschine Machine Innofill Can C	=1FD060	+M1	Blatt Sheet 41
Version Version	14	Prüfung Check										

Schutzvermerk ISO 16016 beachten / Refer to protection notice ISO 16016.

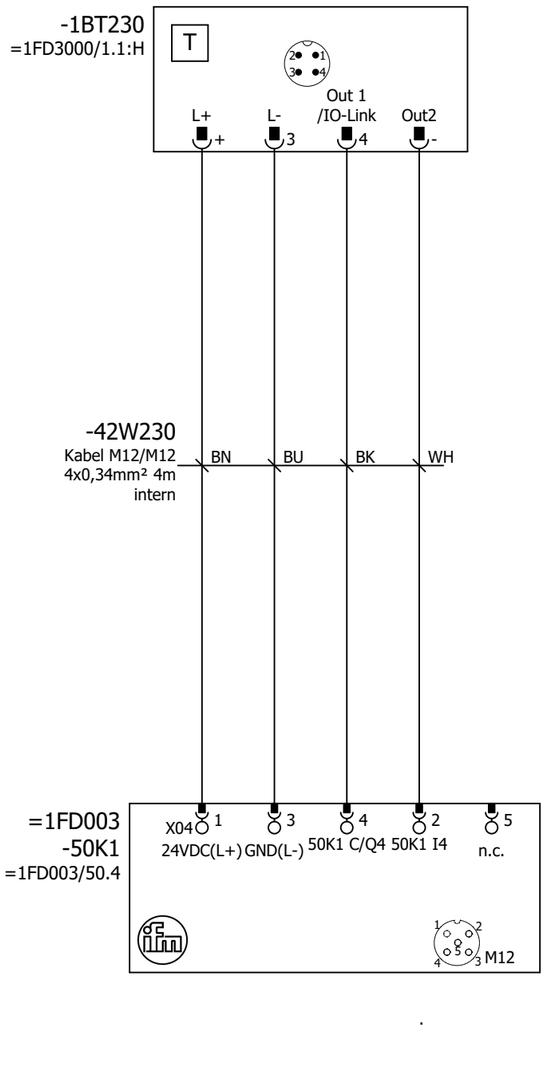

1BT230
Temperatur Istwert Produkt Vorlauf
1BT230
Temperature Actual Value Product Feed line

0		1		2	3	4	5	6	7	8	9	
Erstellungsdatum Date of creation	03.03.2021	Änderungsdatum Modification date	25.06.2021	Kunde Customer Indianapolis Blue Marble USA	KHS	Temperaturmessung Temperature measurement			Auftragsnummer Order Number K-89407962-000100	Vorherige Seite Previous page 41	Folgeblatt Next Sheet 44	
Name Name	T. Braun	Name Name	schoeffel						Maschine Machine Innofill Can C	=1FD060	+M1	Blatt Sheet 42
Version Version	14	Prüfung Check										

Schutzvermerk ISO 16016 beachten / Refer to protection notice ISO 16016.

1MM460
Sollwert Regelventil Kessel Niveau
1MM460
set value Control valve Boiler Level

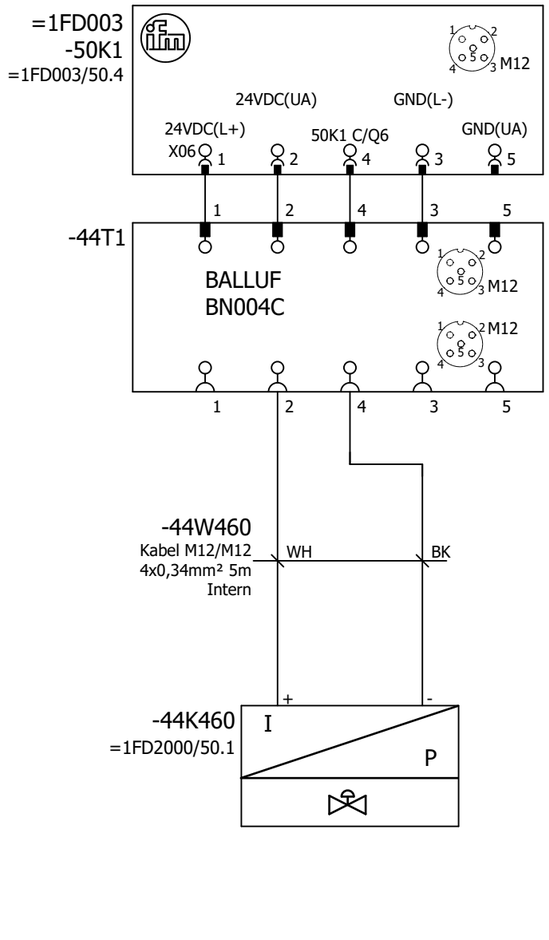

Schutzvermerk ISO 16016 beachten / Refer to protection notice ISO 16016.

0		1		2	3	4	5	6	7	8	9	
Erstellungsdatum Date of creation	03.03.2021	Änderungsdatum Modification date	25.06.2021	Kunde Customer Indianapolis Blue Marble USA		KHS	Regelventil Control valve		Auftragsnummer Order Number K-89407962-000100	Vorherige Seite Previous page 42	Folgeblatt Next Sheet 45	
Name Name	T. Braun	Name Name	schoeffel						Maschine Machine Innofill Can C	=1FD060	+M1	Blatt Sheet 44
Version Version	14	Prüfung Check										

Druckregelventil
Tulpen Steuerung
Pressure control
valve Bottle Clamping Control

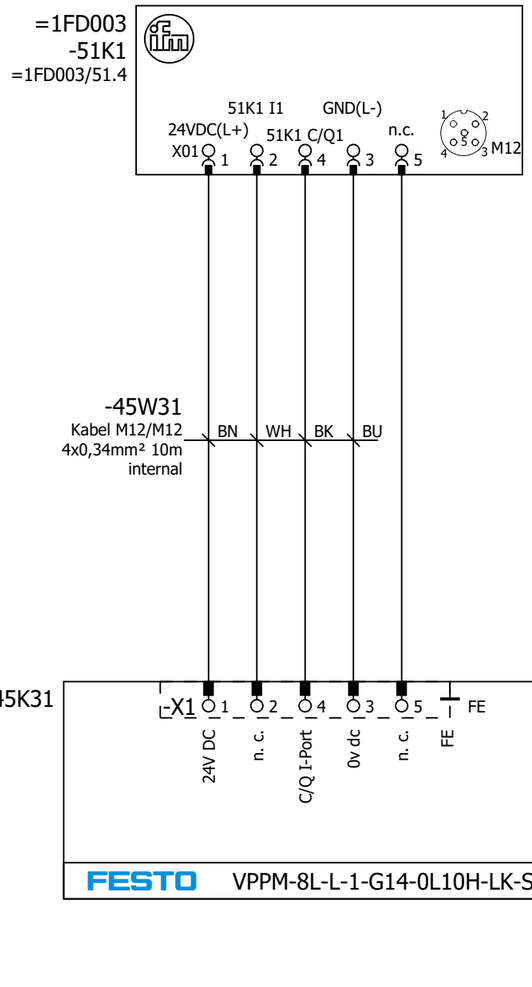

Druckregelventil
Füllventil
Pressure control
valve Filling valve

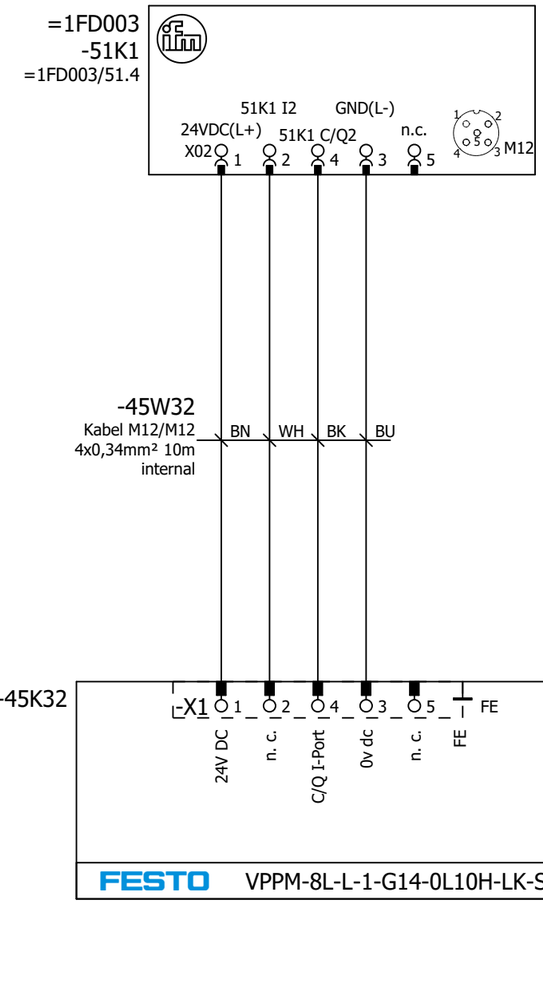

Schutzvermerk ISO 16016 beachten / Refer to protection notice ISO 16016.

0		1		2	3	4	5	6	7	8	9	
Erstellungsdatum Date of creation	05.05.2021	Änderungsdatum Modification date	25.06.2021	Kunde Customer Indianapolis Blue Marble USA		KHS	Druckregelventil Pressure control valve		Auftragsnummer Order Number K-89407962-000100	Vorherige Seite Previous page 44	Folgeblatt Next Sheet 46	
Name Name	T. Braun	Name Name	schoeffel						Maschine Machine Innofill Can C	=1FD060	+M1	Blatt Sheet 45
Version Version	14	Prüfung Check										

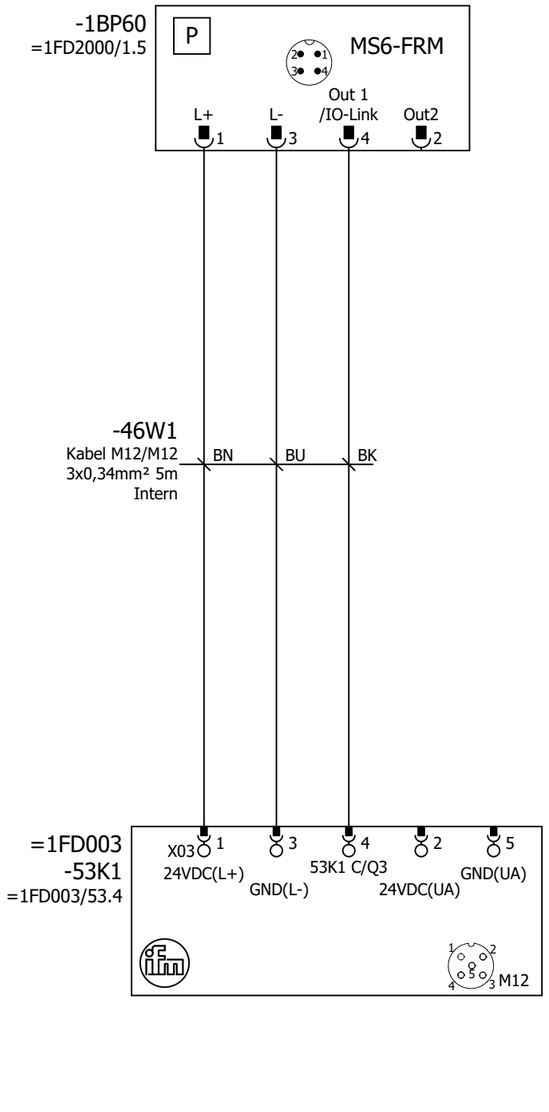

1BP60
Druckwächter Versorgungsluft
1BP60
Pressure control device Supply Air

Schutzvermerk ISO 16016 beachten / Refer to protection notice ISO 16016.

0		1		2	3	4	5	6	7	8	9	
Erstellungsdatum Date of creation	03.03.2021	Änderungsdatum Modification date	25.06.2021	Kunde Customer Indianapolis Blue Marble USA	KHS	Druckwächter Versorgungsluft Pressure control device Supply Air			Auftragsnummer Order Number K-89407962-000100	Vorherige Seite Previous page 45	Folgeblatt Next Sheet 48	
Name Name	T. Braun	Name Name	schoeffel									
Version Version	14	Prüfung Check							Maschine Machine Innofill Can C	=1FD060	+M1	Blatt Sheet 46

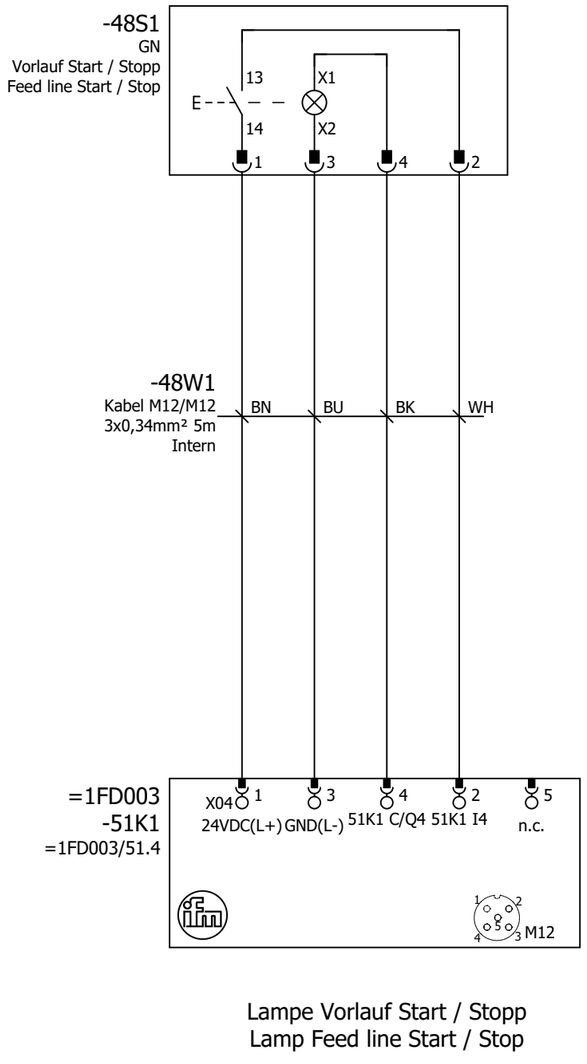

Lampe Vorlauf Start / Stopp
Lamp Feed line Start / Stop

Vorlauf Start / Stopp
Feed line Start / Stop

Schutzvermerk ISO 16016 beachten / Refer to protection notice ISO 16016.

0		1		2	3	4	5	6	7	8	9	
Erstellungsdatum Date of creation	03.03.2021	Änderungsdatum Modification date	25.06.2021	Kunde Customer Indianapolis Blue Marble USA		KHS	Schalter Vorlauf Start / Stopp Switch Feed line Start / Stop		Auftragsnummer Order Number K-89407962-000100	Vorherige Seite Previous page 46	Folgeblatt Next Sheet =1FD070/1	
Name Name	T. Braun	Name Name	schoeffel						Maschine Machine Innofill Can C	=1FD060	+M1	Blatt Sheet 48
Version Version	14	Prüfung Check										

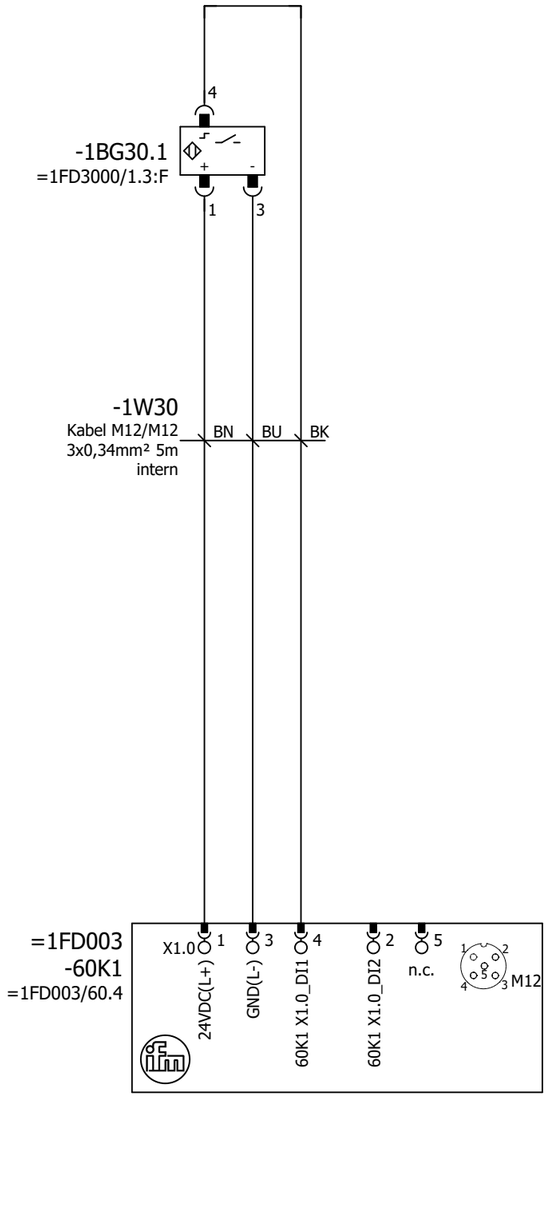

1MM30
geschlossen
1MM30
closed

.

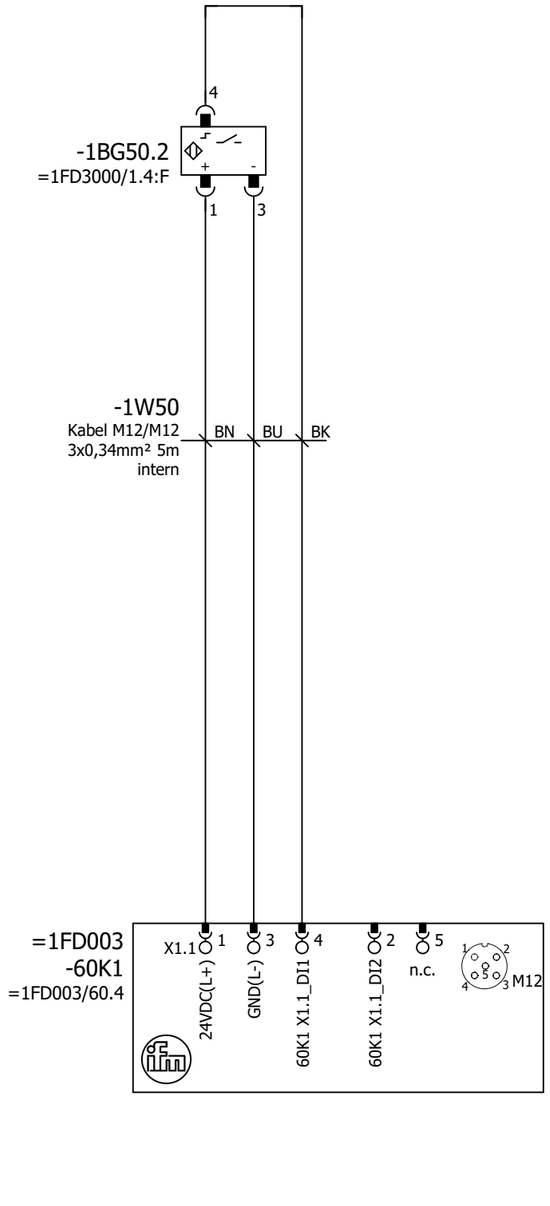

1MM50
offen
1MM50
open

.

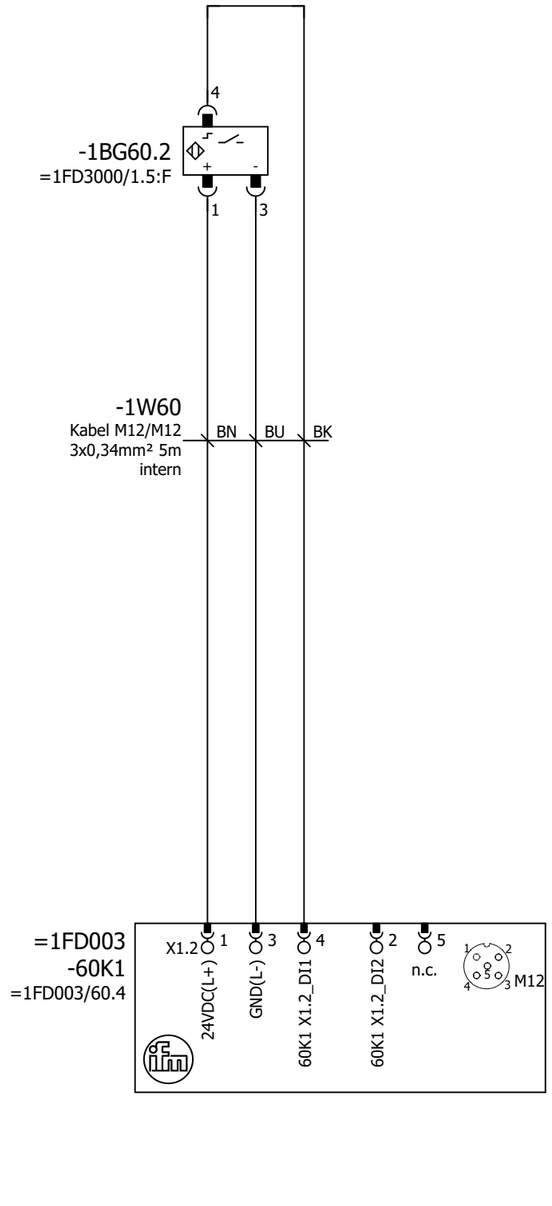

1MM60
offen
1MM60
open

.

0		1		2	3	4	5	6	7	8	9	
Erstellungsdatum Date of creation	03.03.2021	Änderungsdatum Modification date	25.06.2021	Kunde Customer Indianapolis Blue Marble USA	KHS	Überwachung Ventile monitoring Valves			Auftragsnummer Order Number K-89407962-000100	Vorherige Seite Previous page =1FD060/48	Folgeblatt Next Sheet 2	
Name Name	T. Braun	Name Name	schoeffel						Maschine Machine Innofill Can C	=1FD070	+M1	Blatt Sheet 1
Version Version	14	Prüfung Check										

Schutzvermerk ISO 16016 beachten / Refer to protection notice ISO 16016.



1MM70
geschlossen
1MM70
closed

.

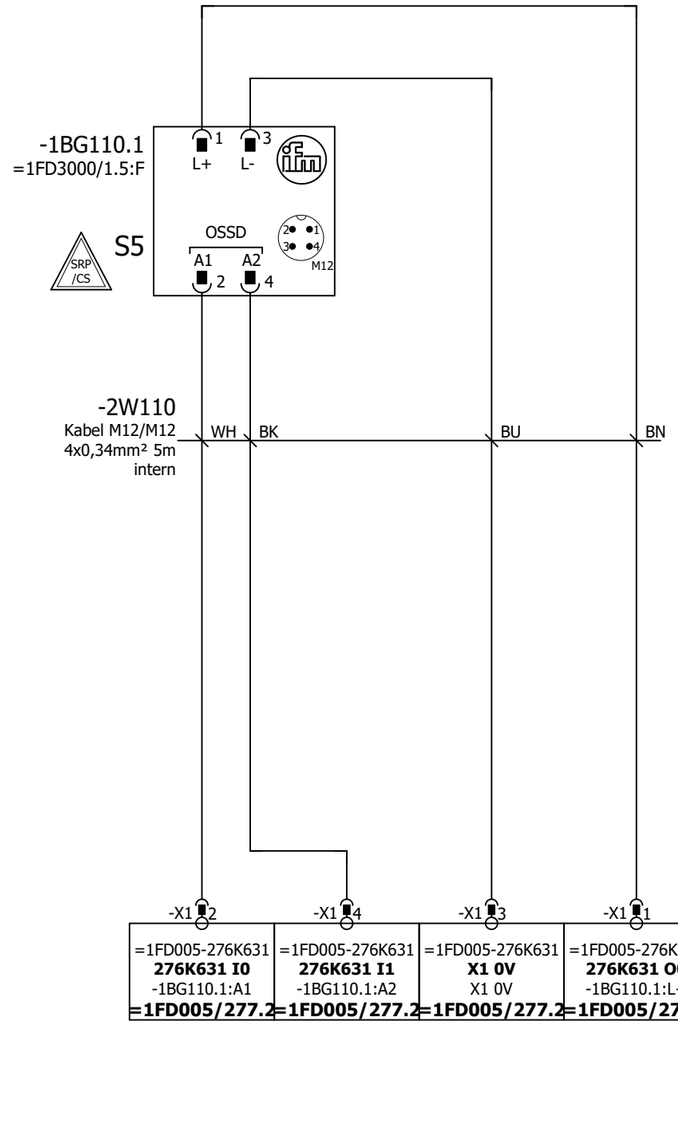

1MM110
Kanal B geschlossen
1MM110
channel B closed

24VDC

1MM110
Kanal A geschlossen
1MM110
channel A closed

0VDC

Schutzvermerk ISO 16016 beachten / Refer to protection notice ISO 16016.

0		1		2	3	4	5	6	7	8	9	
Erstellungsdatum Date of creation	03.03.2021	Änderungsdatum Modification date	25.06.2021	Kunde Customer Indianapolis Blue Marble USA	KHS	Überwachung Ventile monitoring Valves	Auftragsnummer Order Number K-89407962-000100		Vorherige Seite Previous page 1		Folgeblatt Next Sheet 3	
Name Name	T. Braun	Name Name	schoeffel				Maschine Machine Innofill Can C		=1FD070	+M1	Blatt Sheet	2
Version Version	14	Prüfung Check										

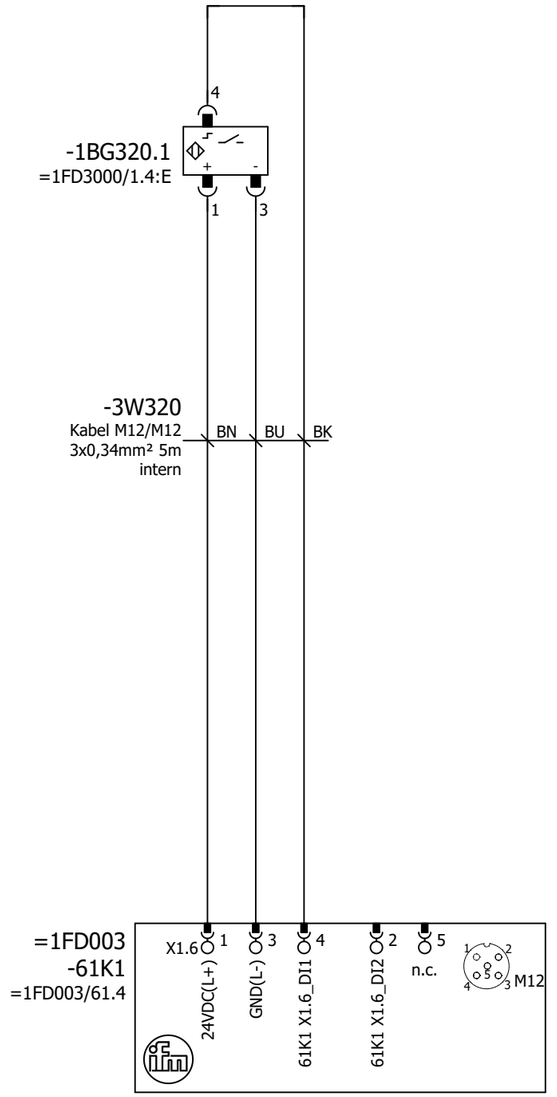

1MM320
geschlossen
1MM320
closed

.

Schutzvermerk ISO 16016 beachten / Refer to protection notice ISO 16016.

0		1		2	3	4	5	6	7	8	9	
Erstellungsdatum Date of creation	03.03.2021	Änderungsdatum Modification date	25.06.2021	Kunde Customer Indianapolis Blue Marble USA	KHS	Überwachung Ventile monitoring Valves	Auftragsnummer Order Number K-89407962-000100		Vorherige Seite Previous page 2		Folgeblatt Next Sheet 4	
Name Name	T. Braun	Name Name	schoeffel				Maschine Machine Innofill Can C		=1FD070	+M1	Blatt Sheet	3
Version Version	14	Prüfung Check										



1MM340
offen
1MM340
open

.

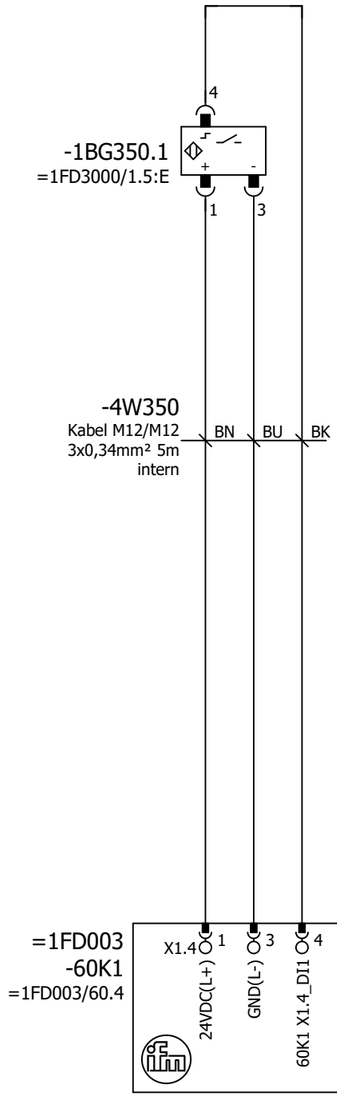

1MM350
geschlossen
1MM350
closed

.



1MM360
offen
1MM360
open

.

Schutzvermerk ISO 16016 beachten / Refer to protection notice ISO 16016.

0		1		2	3	4	5	6	7	8	9	
Erstellungsdatum Date of creation	03.03.2021	Änderungsdatum Modification date	25.06.2021	Kunde Customer Indianapolis Blue Marble USA	KHS	Überwachung Ventile monitoring Valves			Auftragsnummer Order Number K-89407962-000100	Vorherige Seite Previous page 3	Folgeblatt Next Sheet 5	
Name Name	T. Braun	Name Name	schoeffel						Maschine Machine Innofill Can C	=1FD070	+M1	Blatt Sheet 4
Version Version	14	Prüfung Check										

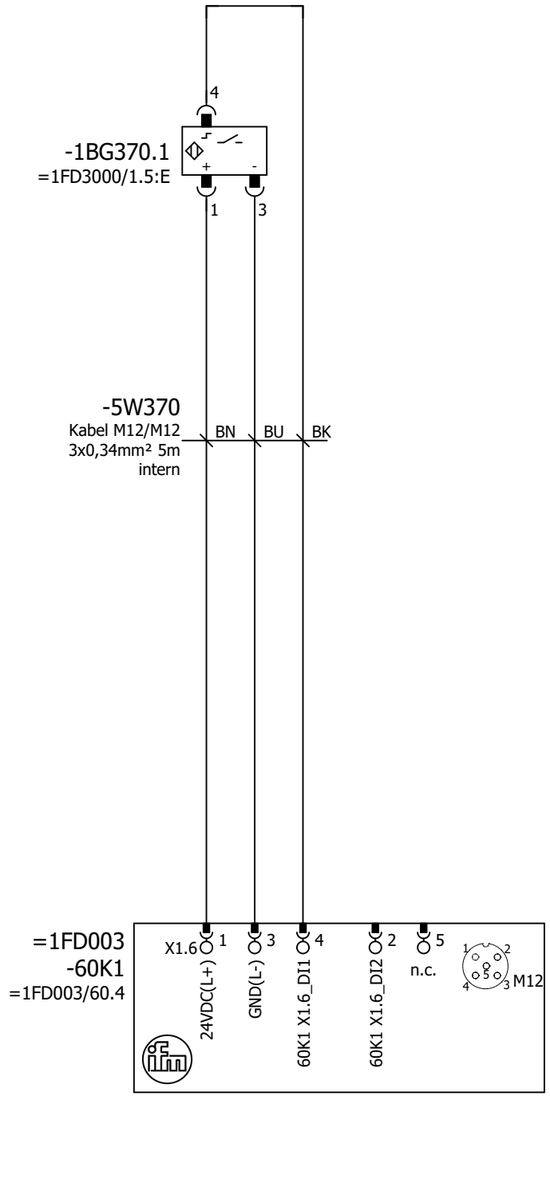

1MM370
geschlossen
1MM370
closed

.

Schutzvermerk ISO 16016 beachten / Refer to protection notice ISO 16016.

0		1		2	3	4	5	6	7	8	9	
Erstellungsdatum Date of creation	03.03.2021	Änderungsdatum Modification date	25.06.2021	Kunde Customer Indianapolis Blue Marble USA		KHS	Überwachung Ventile monitoring Valves		Auftragsnummer Order Number K-89407962-000100	Vorherige Seite Previous page 4	Folgeblatt Next Sheet 7	
Name Name	T. Braun	Name Name	schoeffel						Maschine Machine Innofill Can C	=1FD070	+M1	Blatt Sheet 5
Version Version	14	Prüfung Check										

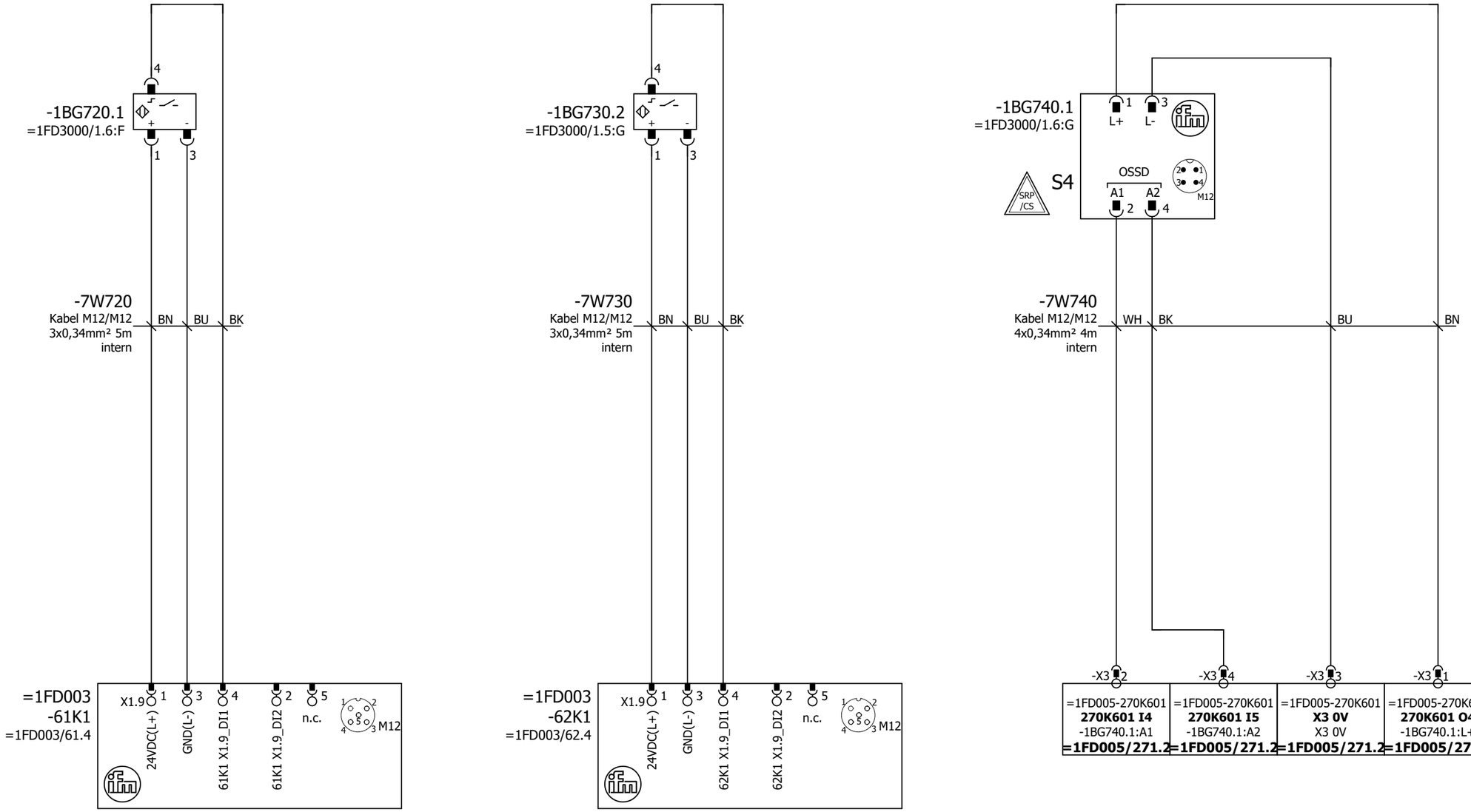

1MM740
Kanal B geschlossen
1MM740
channel B closed

24VDC

1MM720
geschlossen
1MM720
closed

.

1MM730
offen
1MM730
open

.

1MM740
Kanal A geschlossen
1MM740
channel A closed

0VDC

Schutzvermerk ISO 16016 beachten / Refer to protection notice ISO 16016.

0		1		2	3	4	5	6	7	8	9	
Erstellungsdatum Date of creation	03.03.2021	Änderungsdatum Modification date	25.06.2021	Kunde Customer Indianapolis Blue Marble USA	KHS	Überwachung Ventile monitoring Valves	Auftragsnummer Order Number K-89407962-000100		Vorherige Seite Previous page 5	Folgeblatt Next Sheet 20		
Name Name	T. Braun	Name Name	schoeffel				Maschine Machine Innofill Can C	=1FD070	+M1	Blatt Sheet 7		
Version Version	14	Prüfung Check										

070-1MM30

=1FD003-71K1
71K1_1K1.5_2
71K1_1K1.5_2
=1FD003/80.6
9

070-1MM50

=1FD003-71K1
71K1_1K1.6_4
71K1_1K1.6_4
=1FD003/80.6
10

070-1MM60

=1FD003-70K1
70K1_1K1.3_4
70K1_1K1.3_4
=1FD003/80.2
4

070-1MM70

=1FD003-70K1
70K1_1K1.3_2
70K1_1K1.3_2
=1FD003/80.2
5

070-1MM110

=1FD003-77K1
77K1_1K1.1_4
77K1_1K1.1_4
=1FD003/83.6
0

-20K50
=1FD2000/13.3

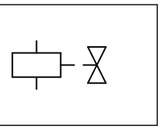

-20K70
=1FD2000/10.6

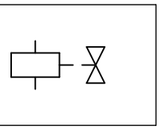

-20K110
=1FD2000/32.1

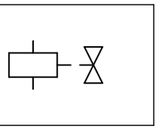

-20K30
=1FD2000/13.1

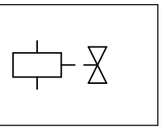

-20K60
=1FD2000/10.5

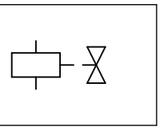

Schutzvermerk ISO 16016 beachten / Refer to protection notice ISO 16016.

0		1		2	3	4	5	6	7	8	9	
Erstellungsdatum Date of creation	03.03.2021	Änderungsdatum Modification date	23.03.2021	Kunde Customer Indianapolis Blue Marble USA		KHS	Ventile Valves		Auftragsnummer Order Number K-89407962-000100	Vorherige Seite Previous page 7	Folgeblatt Next Sheet 21	
Name Name	T. Braun	Name Name	schoeffel						Maschine Machine Innofill Can C	=1FD070	+M1	Blatt Sheet 20
Version Version	14	Prüfung Check										

070-1MM320 | 070-1MM340 | 070-1MM350 | 070-1MM360 | 070-1MM370

=1FD003-71K1 **71K1_1K1.7_2** 71K1_1K1.7_2 **=1FD003/80.6**	=1FD003-71K1 **71K1_1K1.8_4** 71K1_1K1.8_4 **=1FD003/80.6**	=1FD003-70K1 **70K1_1K1.4_2** 70K1_1K1.4_2 **=1FD003/80.2**	=1FD003-70K1 **70K1_1K1.5_4** 70K1_1K1.5_4 **=1FD003/80.2**	=1FD003-70K1 **70K1_1K1.5_2** 70K1_1K1.5_2 **=1FD003/80.2**
13	14	7	8	9

-21K340
=1FD2000/13.7

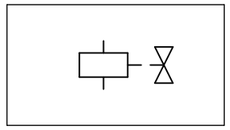

-21K360
=1FD2000/11.1

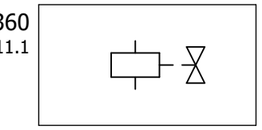

-21K320
=1FD2000/13.6

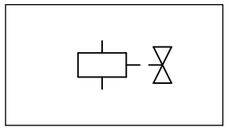

-21K350
=1FD2000/10.8

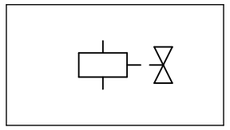

-21K370
=1FD2000/11.1

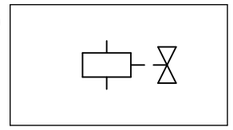

Schutzvermerk ISO 16016 beachten / Refer to protection notice ISO 16016.

0		1		2	3	4	5	6	7	8	9		
Erstellungsdatum Date of creation	03.03.2021	Änderungsdatum Modification date	11.03.2021	Kunde Customer Indianapolis Blue Marble USA		KHS	Ventile Valves		Auftragsnummer Order Number K-89407962-000100		Vorherige Seite Previous page 20	Folgeblatt Next Sheet 22	
Name Name	T. Braun	Name Name	schoeffel						Maschine Machine Innofill Can C		=1FD070	+M1	Blatt Sheet 21
Version Version	14	Prüfung Check											

070-1MM720 | 070-1MM730 | 070-1MM740

070-1MM720	070-1MM730	070-1MM740
=1FD003-70K1 **70K1_1K1.6_2** 70K1_1K1.6_2 **=1FD003/80.2**	=1FD003-70K1 **70K1_1K1.7_4** 70K1_1K1.7_4 **=1FD003/80.2**	=1FD003-74K1 **74K1_1K1.4_4** 74K1_1K1.4_4 **=1FD003/82.2**
11	12	6

-22K730
=1FD2000/11.5

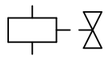

-22K720
=1FD2000/11.4

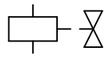

-22K740
=1FD2000/30.7

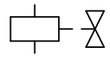

Schutzvermerk ISO 16016 beachten / Refer to protection notice ISO 16016.

1MM710
Sollwert Regelventil Spanngas
1MM710
set value Control valve Counter Gas

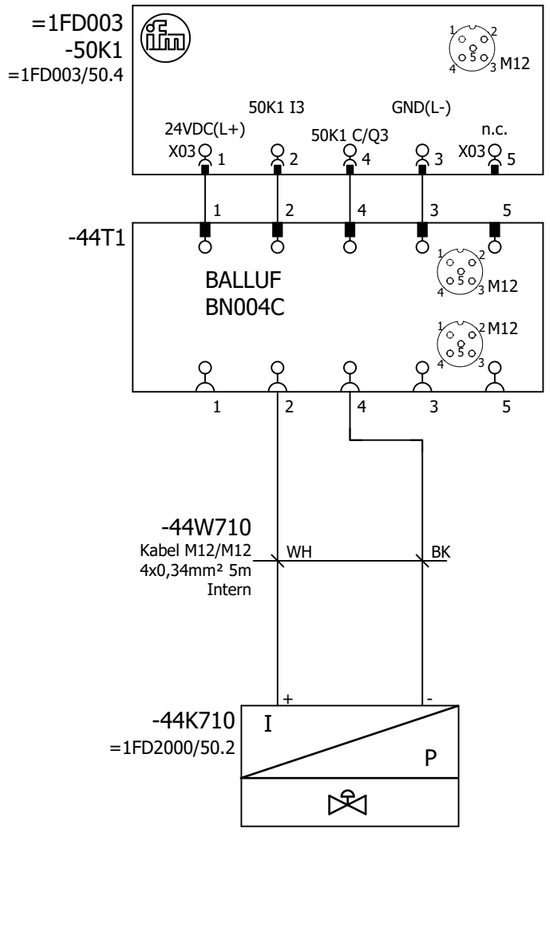

Schutzvermerk ISO 16016 beachten / Refer to protection notice ISO 16016.

0		1		2	3	4	5	6	7	8	9	
Erstellungsdatum Date of creation	03.03.2021	Änderungsdatum Modification date	25.06.2021	Kunde Customer Indianapolis Blue Marble USA		KHS	Regelventil Control valve		Auftragsnummer Order Number K-89407962-000100	Vorherige Seite Previous page 22	Folgeblatt Next Sheet =1FD078/1	
Name Name	T. Braun	Name Name	schoeffel						Maschine Machine Innofill Can C	=1FD070	+M1	Blatt Sheet 44
Version Version	14	Prüfung Check										

1MM40
Unterdeckelbegasung
1MM40
Undercover gassing

=1FD003-75K1
75K1_1K1.2_4
75K1_1K1.2_4
=1FD003/82.6
2

1MM70
Bubble Braker

=1FD003-75K1
75K1_1K1.2_2
75K1_1K1.2_2
=1FD003/82.6
3

-1K40
=1FD2000/20.3

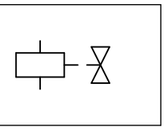

-1K70
=1FD2000/20.4

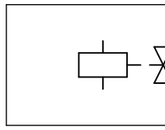

Schutzvermerk ISO 16016 beachten / Refer to protection notice ISO 16016.

0		1		2	3	4	5	6	7	8	9	
Erstellungsdatum Date of creation	22.03.2021	Änderungsdatum Modification date	22.03.2021	Kunde Customer Indianapolis Blue Marble USA		KHS	CO2 Regelung Verschließer CO2 Control Capper		Auftragsnummer Order Number K-89407962-000100		Vorherige Seite Previous page =1FD070/44	Folgeblatt Next Sheet 2
Name Name	T. Braun	Name Name	schoeffel									
Version Version	14	Prüfung Check							Maschine Machine Innofill Can C	=1FD078	+M1	Blatt Sheet 1

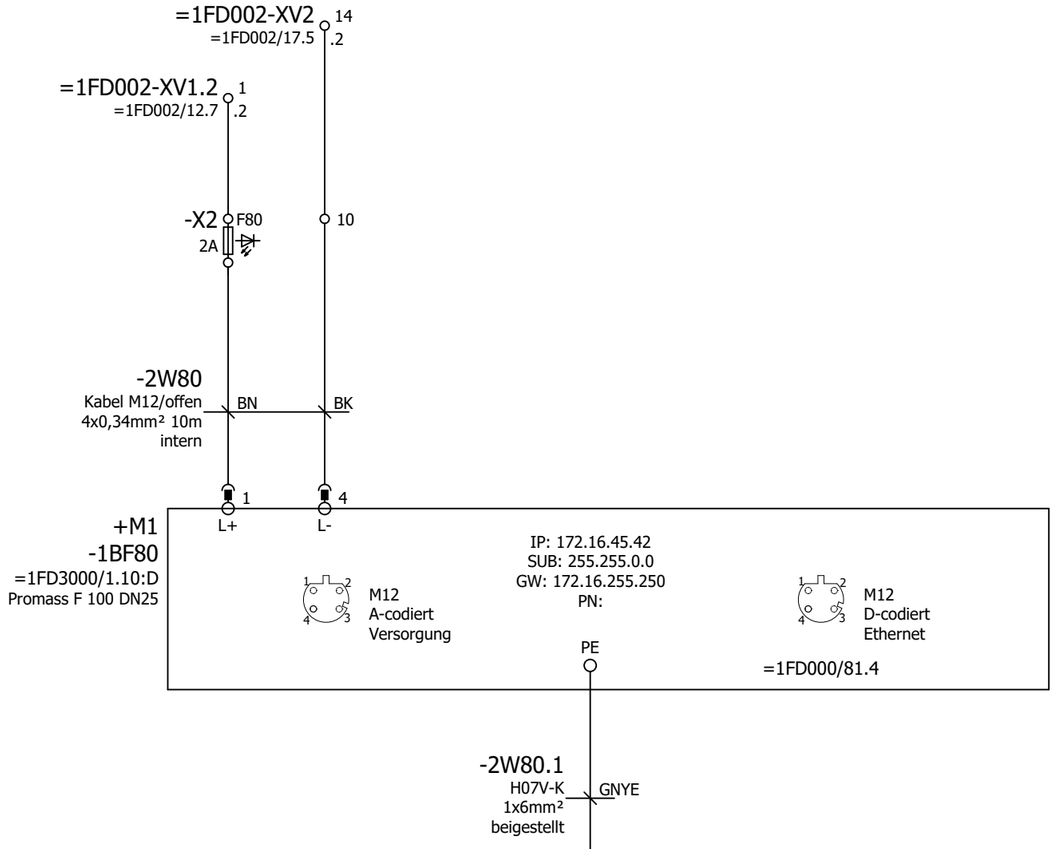

1BF80
Durchfluss CO² Unterdeckelbegasung
1BF80
Flow CO² Undercover gassing

0		1		2	3	4	5	6	7	8	9	
Erstellungsdatum Date of creation	22.03.2021	Änderungsdatum Modification date	25.06.2021	Kunde Customer Indianapolis Blue Marble USA		KHS	CO2 Unterdeckelbegasung CO2 Undercover gassing		Auftragsnummer Order Number K-89407962-000100	Vorherige Seite Previous page 1	Folgeblatt Next Sheet =1FD083/1	
Name Name	T. Braun	Name Name	schoeffel									
Version Version	14	Prüfung Check							Maschine Machine Innofill Can C	=1FD078	+S1	Blatt Sheet 2

Schutzvermerk ISO 16016 beachten / Refer to protection notice ISO 16016.

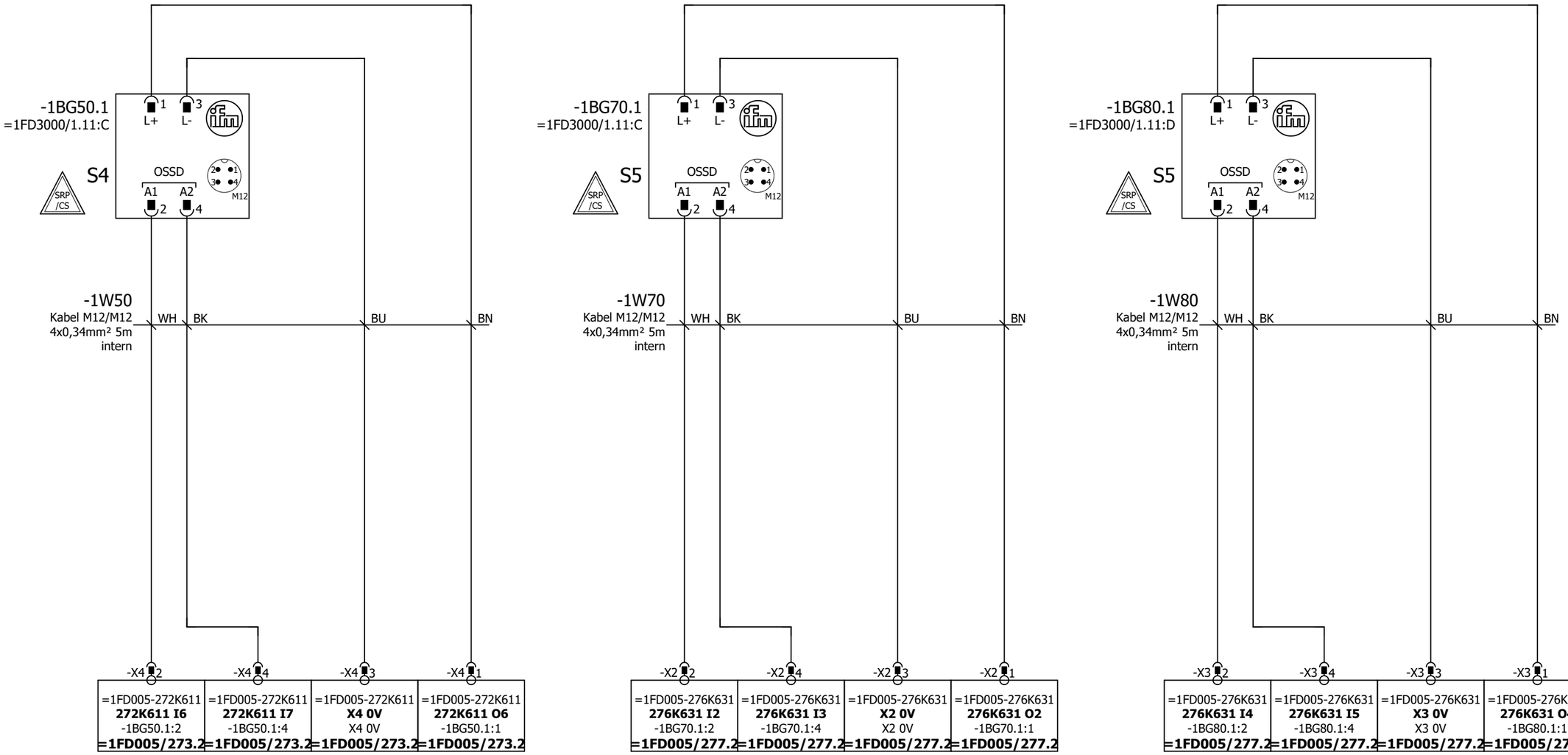

0		1		2	3	4	5	6	7	8	9	
Erstellungsdatum Date of creation	08.03.2021	Änderungsdatum Modification date	25.06.2021	Kunde Customer Indianapolis Blue Marble USA	KHS		Überwachung Sicherheitsventil monitoring Relief valve		Auftragsnummer Order Number K-89407962-000100	Vorherige Seite Previous page =1FD078/2	Folgeblatt Next Sheet 2	
Name Name	T. Braun	Name Name	schoeffel						Maschine Machine Innofill Can C	=1FD083	+M1	Blatt Sheet 1
Version Version	14	Prüfung Check										

Schutzvermerk ISO 16016 beachten / Refer to protection notice ISO 16016.

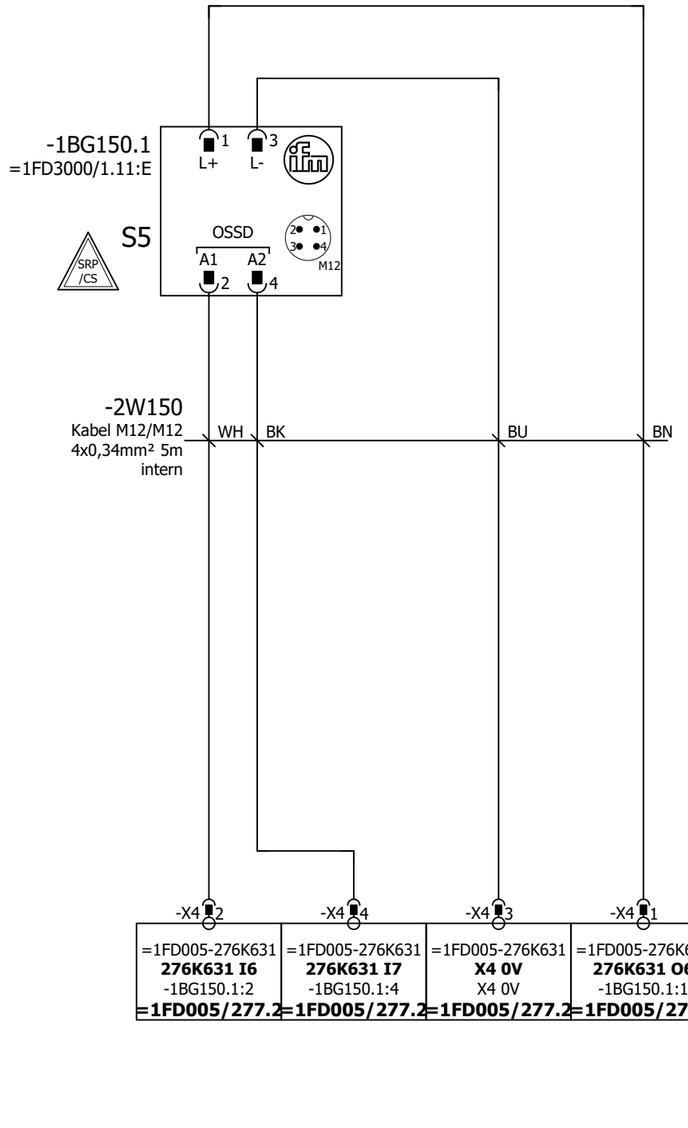

1MM150
Kanal B geschlossen
1MM150
channel B closed

24VDC

1MM150
Kanal A geschlossen
1MM150
channel A closed

0VDC

Schutzvermerk ISO 16016 beachten / Refer to protection notice ISO 16016.

0		1		2	3	4	5	6	7	8	9	
Erstellungsdatum Date of creation	22.03.2021	Änderungsdatum Modification date	23.03.2021	Kunde Customer Indianapolis Blue Marble USA		KHS	Überwachung Sicherheitsventil monitoring Relief valve		Auftragsnummer Order Number K-89407962-000100	Vorherige Seite Previous page 1	Folgeblatt Next Sheet 10	
Name Name	T. Braun	Name Name	schoeffel						Maschine Machine Innofill Can C	=1FD083	+M1	Blatt Sheet 2
Version Version	14	Prüfung Check										

083-1MM20

=1FD003-75K1
75K1_1K1.6_2
75K1_1K1.6_2
=1FD003/82.6
11

083-1MM50

=1FD003-74K1
74K1_1K1.5_2
74K1_1K1.5_2
=1FD003/82.2
9

083-1MM70

=1FD003-77K1
77K1_1K1.1_2
77K1_1K1.1_2
=1FD003/83.6
1

083-1MM80

=1FD003-77K1
77K1_1K1.2_4
77K1_1K1.2_4
=1FD003/83.6
2

083-1MM90

=1FD003-75K1
75K1_1K1.7_2
75K1_1K1.7_2
=1FD003/82.6
13

-10K70
=1FD2000/32.1

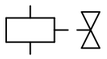

-10K90
=1FD2000/21.6

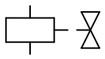

-10K20
=1FD2000/21.4

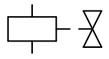

-10K50
=1FD2000/31.1

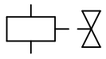

-10K80
=1FD2000/32.3

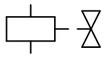

Schutzvermerk ISO 16016 beachten / Refer to protection notice ISO 16016.

0		1		2	3	4	5	6	7	8	9	
Erstellungsdatum Date of creation	22.03.2021	Änderungsdatum Modification date	22.03.2021	Kunde Customer Indianapolis Blue Marble USA		KHS	Ventile Valves		Auftragsnummer Order Number K-89407962-000100	Vorherige Seite Previous page 2	Folgeblatt Next Sheet 11	
Name Name	T. Braun	Name Name	schoeffel									
Version Version	14	Prüfung Check							Maschine Machine Innofill Can C	=1FD083	+M1	Blatt Sheet 10

083-1MM150

=1FD003-77K1
77K1_1K1.3_2
77K1_1K1.3_2
=1FD003/83.6
5

083-1MM160

=1FD003-75K1
75K1_1K1.8_4
75K1_1K1.8_4
=1FD003/82.6
14

-11K150
=1FD2000/32.6

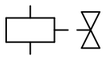

-11K160
=1FD2000/21.7

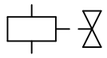

Schutzvermerk ISO 16016 beachten / Refer to protection notice ISO 16016.

0		1		2	3	4	5	6	7	8	9	
Erstellungsdatum Date of creation	22.03.2021	Änderungsdatum Modification date	23.03.2021	Kunde Customer Indianapolis Blue Marble USA		KHS	Ventile Valves		Auftragsnummer Order Number K-89407962-000100	Vorherige Seite Previous page 10	Folgeblatt Next Sheet 42	
Name Name	T. Braun	Name Name	schoeffel						Maschine Machine Innofill Can C	=1FD083	+M1	Blatt Sheet 11
Version Version	14	Prüfung Check										

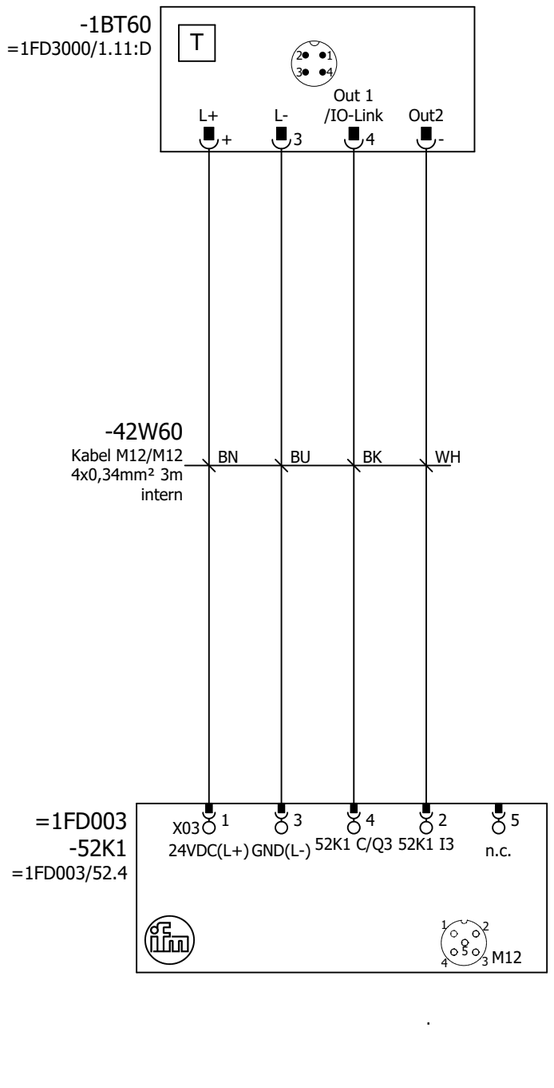

1BT60
Temperatur Istwert Heißwasser
1BT60
Temperature Actual Value Hot water

Schutzvermerk ISO 16016 beachten / Refer to protection notice ISO 16016.

0		1		2	3	4	5	6	7	8	9	
Erstellungsdatum Date of creation	05.05.2021	Änderungsdatum Modification date	25.06.2021	Kunde Customer Indianapolis Blue Marble USA	KHS	Temperaturmessung Temperature measurement			Auftragsnummer Order Number K-89407962-000100	Vorherige Seite Previous page 11	Folgeblatt Next Sheet =1FD085/1	
Name Name	T. Braun	Name Name	schoeffel									
Version Version	14	Prüfung Check							Maschine Machine Innofill Can C	=1FD083	+M1	Blatt Sheet 42

085-1MM10
Dosendusche
Wasser
085-1MM10
can shower
Water

=1FD003-75K1
75K1_1K1.5_2
75K1_1K1.5_2
=1FD003/82.6
9

085-1MM40
Dosendusche
Luft
085-1MM40
can shower
Air

=1FD003-75K1
75K1_1K1.6_4
75K1_1K1.6_4
=1FD003/82.6
10

-1K40
=1FD2000/21.3

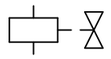

-1K10
=1FD2000/21.1

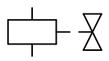

Schutzvermerk ISO 16016 beachten / Refer to protection notice ISO 16016.

0		1		2	3	4	5	6	7	8	9	
Erstellungsdatum Date of creation	11.03.2021	Änderungsdatum Modification date	12.03.2021	Kunde Customer Indianapolis Blue Marble USA		KHS	Dosendusche can shower		Auftragsnummer Order Number K-89407962-000100	Vorherige Seite Previous page =1FD083/42	Folgeblatt Next Sheet =1FD090/1	
Name Name	T. Braun	Name Name	schoeffel									
Version Version	14	Prüfung Check							Maschine Machine Innofill Can C	=1FD085	+M1	Blatt Sheet 1

090-1MM50
Tulpen
Dusche
090-1MM50
Bottle
Clamping Shower spray

=1FD003-75K1
75K1_1K1.7_4
75K1_1K1.7_4
=1FD003/82.6
12

-1K50
=1FD2000/21.5

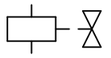

Schutzvermerk ISO 16016 beachten / Refer to protection notice ISO 16016.

0		1		2	3	4	5	6	7	8	9	
Erstellungsdatum Date of creation	03.03.2021	Änderungsdatum Modification date	11.03.2021	Kunde Customer Indianapolis Blue Marble USA		KHS	Tulpen Dusche Bottle Clamping Shower spray		Auftragsnummer Order Number K-89407962-000100	Vorherige Seite Previous page =1FD085/1	Folgeblatt Next Sheet =1FD930/1	
Name Name	T. Braun	Name Name	schoeffel									
Version Version	14	Prüfung Check							Maschine Machine Innofill Can C	=1FD090	+M1	Blatt Sheet 1

Füller bereit
Filler ready

=1FD003-20K30
A0.6
-1K1:A1
=1FD003/27.1

7

A1 A2
-1K1
24VDC
11 12 14

-1W1 5 6

-X

=EXTERN
+CSW

-X

-1W1
(H)05VV5-F N UL TC
7G18AWG
extern

1 2 3 GNYE

PE 4

-X9 1 2 3

13

=1FD003-20K10
E1.4
E1.4
=1FD003/22.1

14

=1FD003-20K10
E1.5
E1.5
=1FD003/22.1

=1FD002-XV1 3
=1FD002/10.4 .3

Deckelsystem ein
(0 = Schnellstopp)
end system on
(0 = quick stop)

Deckelsystem bereit
(0 = Dosensperre schließen)
end system ready
(0 = can stop in)

Schutzvermerk ISO 16016 beachten / Refer to protection notice ISO 16016.

0		1		2	3	4	5	6	7	8	9	
Erstellungsdatum Date of creation	23.02.2021	Änderungsdatum Modification date	25.06.2021	Kunde Customer Indianapolis Blue Marble USA		KHS	Schnittstelle Deckelzufuhr Interface Lid Supply		Auftragsnummer Order Number K-89407962-000100	Vorherige Seite Previous page =1FD090/1	Folgeblatt Next Sheet =1FD962/1	
Name Name	T. Braun	Name Name	schoeffel						Maschine Machine Innofill Can C	=1FD930	+S1	Blatt Sheet 1
Version Version	14	Prüfung Check										

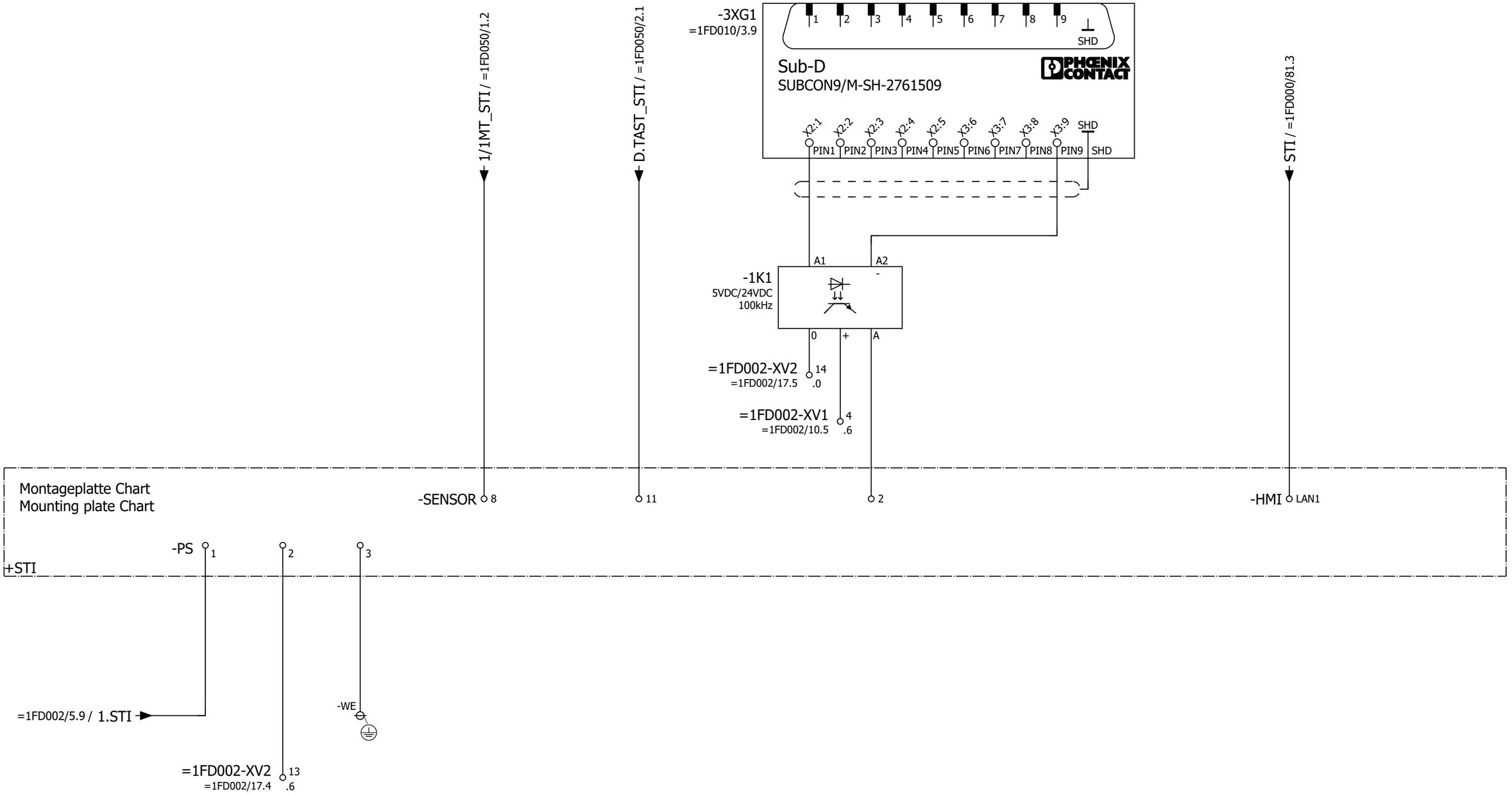

Versorgung
Stickstoffdosierung
Supply
Nitrogen dosing

1/1 Maschinentakt
1/1 Machine cycle

Dosenerkennung
Can detection

Takt
maximal 1/1000
Cycle
maximal 1/1000

Anbindung
Bildschirm Stickstoffdosierung
Connection
Monitor Nitrogen dosing

0		1		2	3	4	5	6	7	8	9	
Erstellungsdatum Date of creation	23.02.2021	Änderungsdatum Modification date	25.06.2021	Kunde Customer Indianapolis Blue Marble USA		KHS	Signalaustausch Stickstoffdosierung CHART Signal Interchange Nitrogen dosing CHART		Auftragsnummer Order Number K-89407962-000100	Vorherige Seite Previous page =1FD930/1	Folgeblatt Next Sheet 2	
Name Name	T. Braun	Name Name	schoeffel						Maschine Machine Innofill Can C	=1FD962	+S1	Blatt Sheet 1
Version Version	14	Prüfung Check										

Schutzvermerk ISO 16016 beachten / Refer to protection notice ISO 16016.

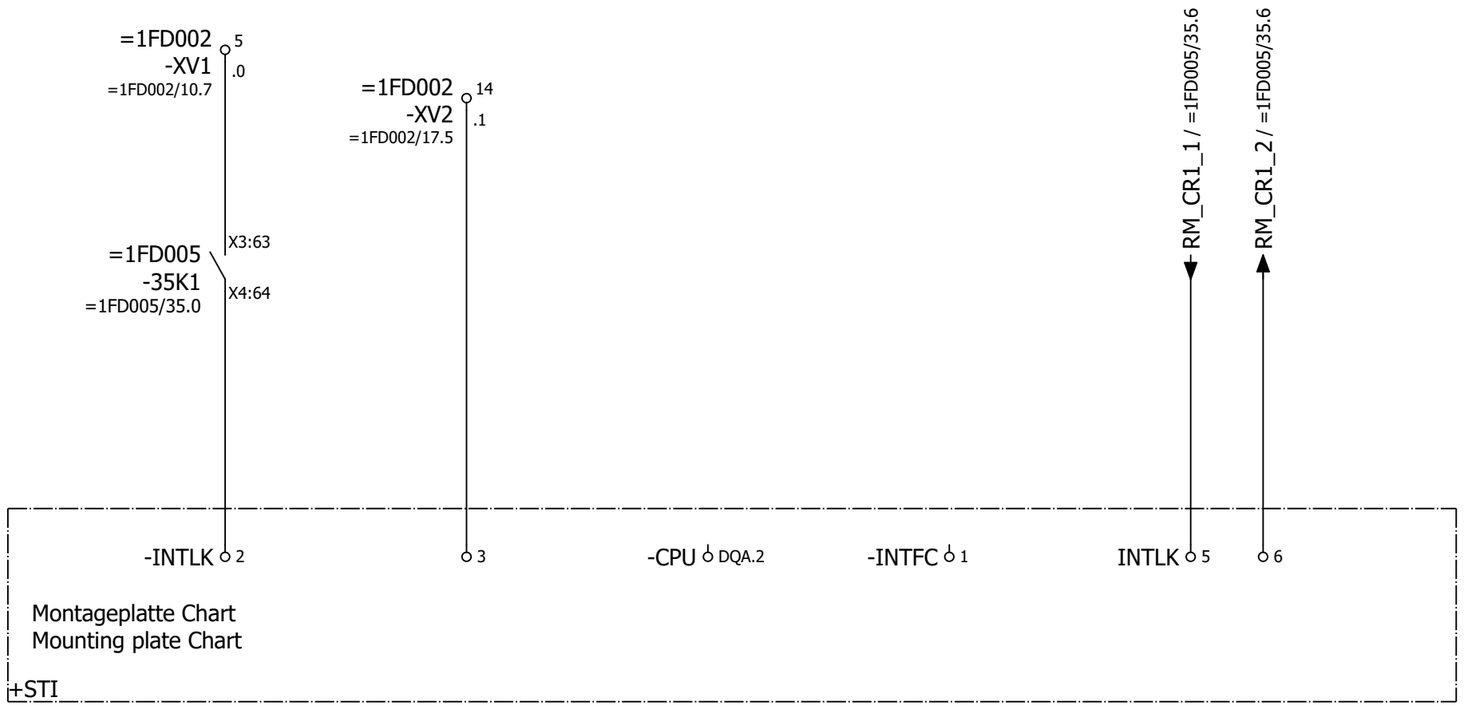

Verkleidung geschlossen
Casing closed

Rückmeldung Verkleidung geschlossen
feedback Casing closed

Schutzvermerk ISO 16016 beachten / Refer to protection notice ISO 16016.

0		1		2	3	4	5	6	7	8	9	
Erstellungsdatum Date of creation	23.02.2021	Änderungsdatum Modification date	19.05.2021	Kunde Customer Indianapolis Blue Marble USA		KHS	Signalaustausch Stickstoffdosierung CHART Signal exchange Nitrogen dosing CHART		Auftragsnummer Order Number K-89407962-000100	Vorherige Seite Previous page 1	Folgeblatt Next Sheet 3	
Name Name	T. Braun	Name Name	schoeffel						Maschine Machine Innofill Can C	=1FD962	+S1	Blatt Sheet 2
Version Version	14	Prüfung Check										

Dosierung
Enable
Dosage
Enable

=1FD003+S1-20K30
A0.7
+STI-UINT:6
=1FD003/27.1

8

-UINT 6

Montageplatte Chart
Mounting plate Chart

-UINT 2

5

+STI

5

=1FD003-20K12
E4.4
+STI-UINT:2
=1FD003/23.1

6

=1FD003-20K12
E4.5
+STI-UINT:5
=1FD003/23.1

Stickstoffdosierung
bereit
Nitrogen dosing ready

Stickstoffdosierung
Fehler
Nitrogen dosing Error

Schutzvermerk ISO 16016 beachten / Refer to protection notice ISO 16016.

0		1		2	3	4	5	6	7	8	9	
Erstellungsdatum Date of creation	23.02.2021	Änderungsdatum Modification date	19.03.2021	Kunde Customer Indianapolis Blue Marble USA		KHS	Signalaustausch Stickstoffdosierung CHART Signal Interchange Nitrogen dosing CHART		Auftragsnummer Order Number K-89407962-000100	Vorherige Seite Previous page 2	Folgeblatt Next Sheet =1FD980/1	
Name Name	T. Braun	Name Name	schoeffel									
Version Version	14	Prüfung Check							Maschine Machine Innofill Can C	=1FD962	+S1	Blatt Sheet 3

Signalaustausch über Ethernet Netzwerk
Signal Interchange via Profinet Network

=EXTERN
+CIP

Schutzvermerk ISO 16016 beachten / Refer to protection notice ISO 16016.

0		1		2	3	4	5	6	7	8	9	
Erstellungsdatum Date of creation	23.02.2021	Änderungsdatum Modification date	23.03.2021	Kunde Customer Indianapolis Blue Marble USA		KHS	Schnittstelle CIP Interface CIP		Auftragsnummer Order Number K-89407962-000100	Vorherige Seite Previous page =1FD962/3	Folgeblatt Next Sheet 5	
Name Name	T. Braun	Name Name	braun_th									
Version Version	14	Prüfung Check							Maschine Machine Innofill Can C	=1FD980	+S1	Blatt Sheet 1

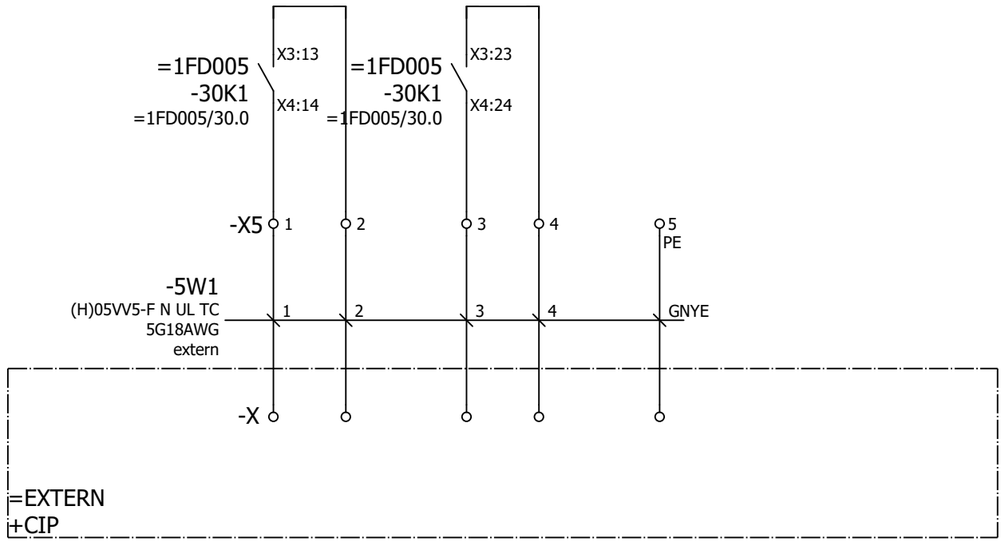

Not-Halt
Maschine
Emergency
stop Machine

Not-Halt
Maschine
Emergency
stop Machine

0		1		2	3	4	5	6	7	8	9	
Erstellungsdatum Date of creation	23.02.2021	Änderungsdatum Modification date	11.03.2021	Kunde Customer Indianapolis		KHS	Schnittstelle CIP Interface CIP		Auftragsnummer Order Number K-89407962-000100	Vorherige Seite Previous page 1	Folgeblatt Next Sheet =1FD981/1	
Name Name	T. Braun	Name Name	schoeffel	Blue Marble USA					Maschine Machine Innofill Can C	=1FD980	+S1	Blatt Sheet 5
Version Version	14	Prüfung Check										

Schutzvermerk ISO 16016 beachten / Refer to protection notice ISO 16016.

Signalaustausch über Ethernet Netzwerk
Signal Interchange via Profinet Network

=EXTERN
+PRL

Schutzvermerk ISO 16016 beachten / Refer to protection notice ISO 16016.

0		1		2	3	4	5	6	7	8	9	
Erstellungsdatum Date of creation	23.02.2021	Änderungsdatum Modification date	23.03.2021	Kunde Customer Indianapolis Blue Marble USA		KHS	Schnittstelle Produktlinie Interface Product Station		Auftragsnummer Order Number K-89407962-000100	Vorherige Seite Previous page =1FD980/5	Folgeblatt Next Sheet 5	
Name Name	T. Braun	Name Name	braun_th						Maschine Machine Innofill Can C	=1FD981	+S1	Blatt Sheet 1
Version Version	14	Prüfung Check										

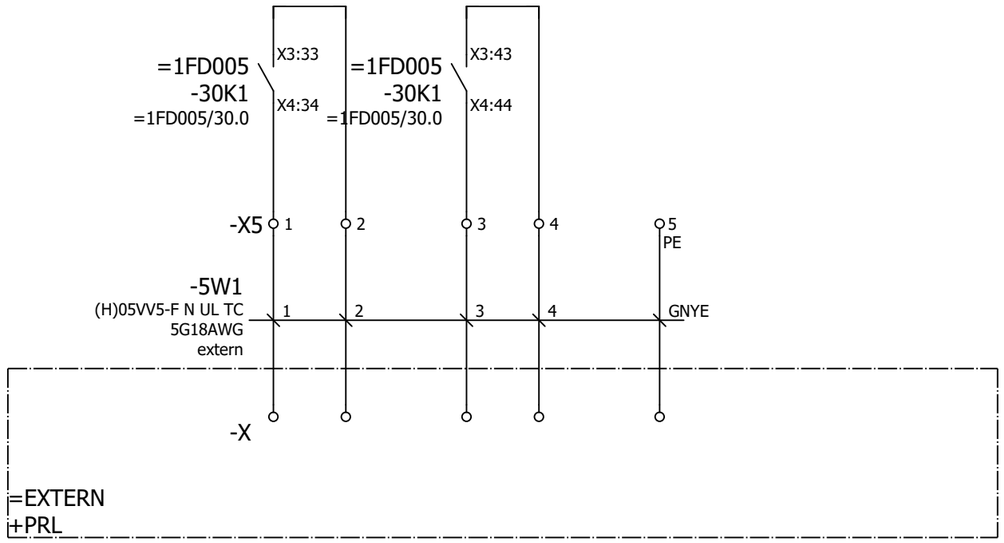

Not-Halt
Maschine
Emergency
stop Machine

Not-Halt
Maschine
Emergency
stop Machine

0		1		2	3	4	5	6	7	8	9	
Erstellungsdatum Date of creation	23.02.2021	Änderungsdatum Modification date	11.03.2021	Kunde Customer Indianapolis Blue Marble USA	KHS	Schnittstelle Produktlinie Interface Product Station			Auftragsnummer Order Number K-89407962-000100	Vorherige Seite Previous page 1	Folgeblatt Next Sheet =1FD990/1	
Name Name	T. Braun	Name Name	schoeffel									
Version Version	14	Prüfung Check							Maschine Machine Innofill Can C	=1FD981	+S1	Blatt Sheet 5

Schutzvermerk ISO 16016 beachten / Refer to protection notice ISO 16016.

Signalaustausch über Ethernet Netzwerk
Signal exchange via Ethernet Network

=EXTERN
+TR

Schutzvermerk ISO 16016 beachten / Refer to protection notice ISO 16016.

0		1		2	3	4	5	6	7	8	9	
Erstellungsdatum Date of creation	23.02.2021	Änderungsdatum Modification date	23.03.2021	Kunde Customer Indianapolis Blue Marble USA		KHS	Schnittstelle Transport Interface Transport		Auftragsnummer Order Number K-89407962-000100	Vorherige Seite Previous page =1FD981/5	Folgeblatt Next Sheet 4	
Name Name	T. Braun	Name Name	braun_th									
Version Version	14	Prüfung Check							Maschine Machine Innofill Can C	=1FD990	+S1	Blatt Sheet 1

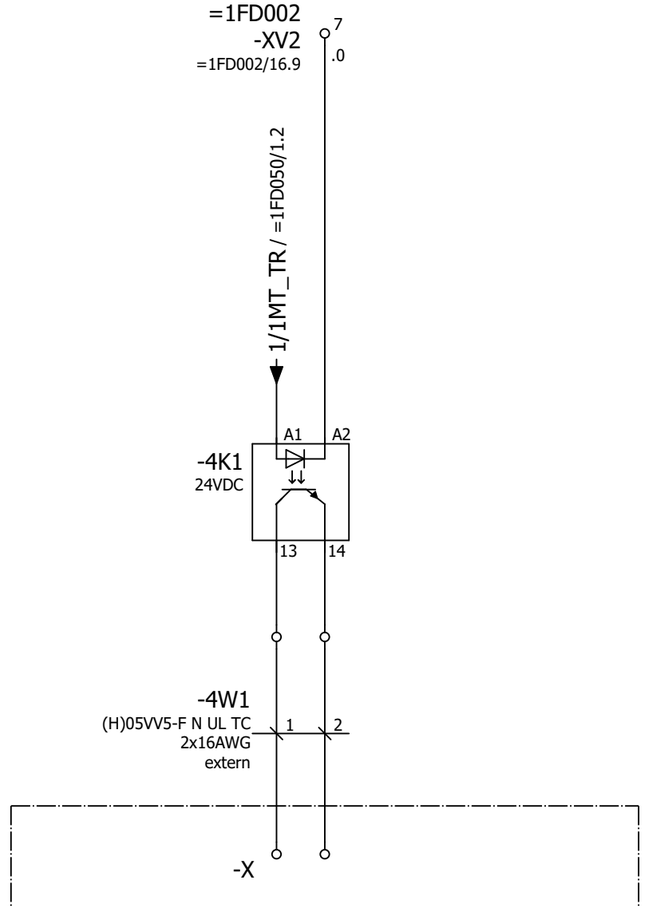

1/1 Maschinentakt
1/1 Machine cycle

Schutzvermerk ISO 16016 beachten / Refer to protection notice ISO 16016.

0		1		2	3	4	5	6	7	8	9	
Erstellungsdatum Date of creation	19.03.2021	Änderungsdatum Modification date	25.06.2021	Kunde Customer Indianapolis Blue Marble USA		KHS	Signalaustausch Transport Maschinentakt Signal Interchange Transport Machine cycle		Auftragsnummer Order Number K-89407962-000100	Vorherige Seite Previous page 1	Folgeblatt Next Sheet 6	
Name Name	T. Braun	Name Name	schoeffel									
Version Version	14	Prüfung Check							Maschine Machine Innofill Can C	=1FD990	+S1	Blatt Sheet 4

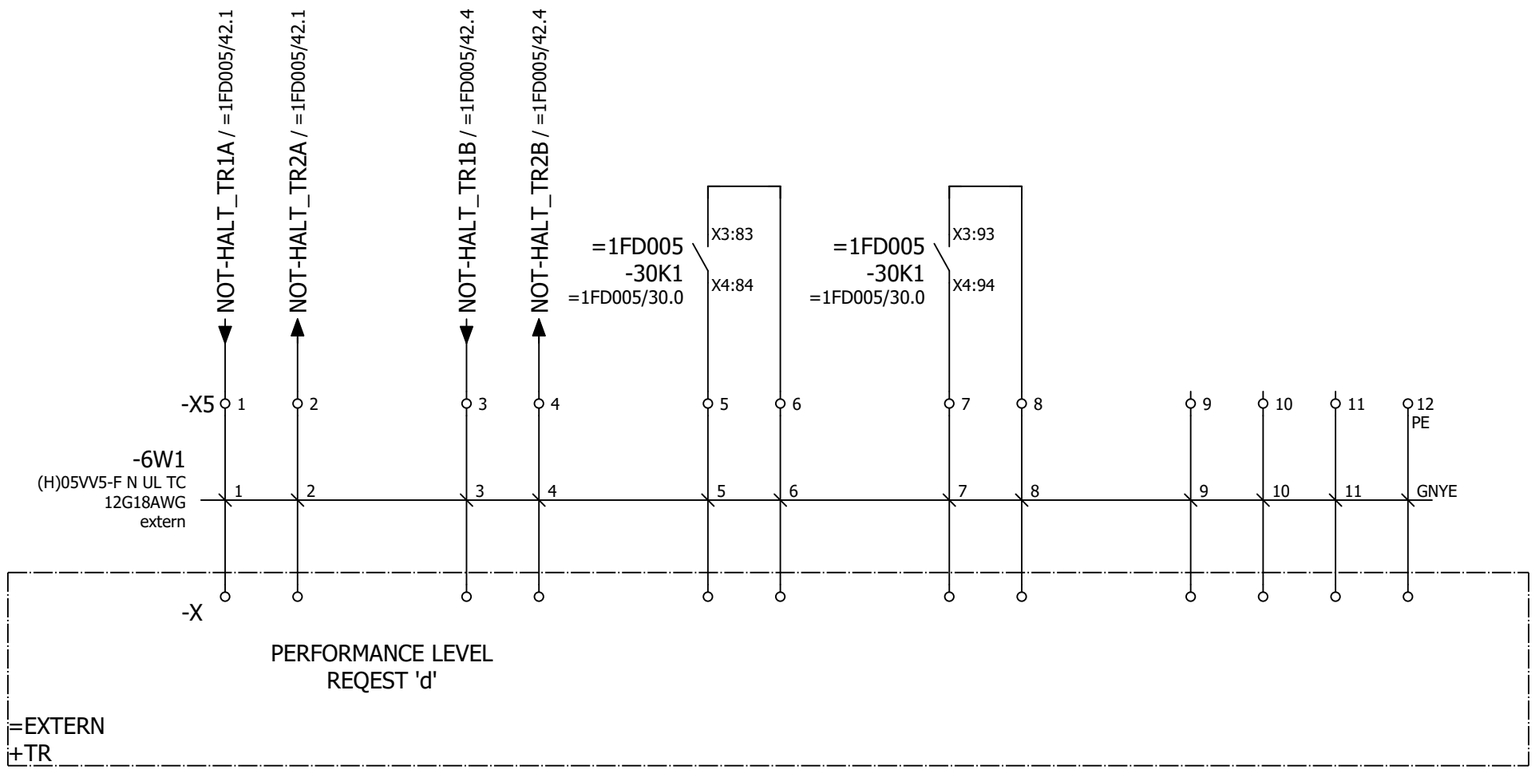

Transport -> Füller
Transport -> Filler

Füller->Transport
Filler->Transport

Not-Halt Transport
Kanal B
Emergency stop
Transport channel B

Not-Halt Füller
Emergency stop Filler

Not-Halt Transport
Kanal A
Emergency stop
Transport channel A

Not-Halt Füller
Emergency stop Filler

0		1		2	3	4	5	6	7	8	9	
Erstellungsdatum Date of creation	23.02.2021	Änderungsdatum Modification date	11.03.2021	Kunde Customer Indianapolis Blue Marble USA	KHS	Schnittstelle Transport Interface Transport			Auftragsnummer Order Number K-89407962-000100	Vorherige Seite Previous page 4	Folgeblatt Next Sheet =1FD999/1	
Name Name	T. Braun	Name Name	schoeffel						Maschine Machine Innofill Can C	=1FD990	+S1	Blatt Sheet 6
Version Version	14	Prüfung Check										

Schutzvermerk ISO 16016 beachten / Refer to protection notice ISO 16016.

-1K1

ANYBUS
AB7649-F
Ethernet IP/Profinet IO

EtherNet/IP Slave
PROFINET IO Slave
FA. HMS Networks

=1FD002-XV1
=1FD002/10.5
4
.2

+
-
X3

Ethernet
-X2.1

-X1

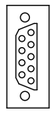

=1FD000/81.7

Ethernet
-X2.2

IP: 172.16.45.159
SUB: 255.255.0.0
GW: 172.16.255.250
PN: io-ff-45-159

=1FD002-XV2
=1FD002/17.3
12
.0

Schutzvermerk ISO 16016 beachten / Refer to protection notice ISO 16016.

0		1		2	3	4	5	6	7	8	9	
Erstellungsdatum Date of creation	09.03.2021	Änderungsdatum Modification date	25.06.2021	Kunde Customer Indianapolis Blue Marble USA		KHS	Signalaustausch Kunde Signal exchange Customer		Auftragsnummer Order Number K-89407962-000100	Vorherige Seite Previous page =1FD990/6	Folgeblatt Next Sheet =1FD1000/1	
Name Name	T. Braun	Name Name	schoeffel									
Version Version	14	Prüfung Check							Maschine Machine Innofill Can C	=1FD999	+S1	Blatt Sheet 1

Übersicht Kabel
overview Cable

Bezeichnung Kabel Designation Cable	von from nach to	Typ Type	Adern Wires	Länge Length	Funktion Function	Lieferung Delivery
=1FD000-80W1	=1FD000+S1-80K1 =1FD003+S1-1K1-X1	KABEL RJ45/RJ45 301254696392	8x0,14mm²	1m	Ethernet S7-1516 Ethernet S7-1516	Intern
=1FD000-80W2	=1FD000+S1-80K1 =1FD006+S1-1T30-P1	KABEL RJ45/RJ45 301254696392	8x0,14mm²	1m	Ethernet PN-D445-2	Intern
=1FD000-80W3	=1FD000+S1-80K1 =1FD004+S1-2P1-ET1	KABEL RJ45/RJ45 301254696394	8x0,14mm²	3m	Ethernet HMI Ethernet HMI	Intern
=1FD000-80W4	=1FD000+S1-80K1 =1FD003+S1-20K1-P1	KABEL RJ45/RJ45 301254696393	8x0,14mm²	2m	IM155-6PN	Intern
=1FD000-80W5	=1FD000+S1-80K1 =1FD005+S1-1K050-X1	KABEL RJ45/RJ45 301254696393	8x0,14mm²	2m	Ethernet MC9P	Intern
=1FD000-80W5.1	=1FD005+S1-1K010-X1 =1FD005+S1-1K050-X1	Patchkabel RJ45/RJ45 301254696390	8x0,14mm²	0,3m	Ethernet PNOZ M_B1 Ethernet PNOZ M_B1	Intern
=1FD000-80W6	=1FD000+S1-80K1 =1FD005+S1-15K210-X1P3	Patchkabel RJ45/RJ45 301254696393	8x0,14mm²	2m	Ethernet CPU1510SP	Intern
=1FD000-80W7	=1FD000+S1-80K1 =1FD003+S1-9K1-LAN1	KABEL RJ45/RJ45 301254696391	8x0,14mm²	0,5m	Ethernet REDIS	Intern
=1FD000-80W8	=1FD000+S1-80K1 =1FD005+S1-28K510-X2	Patchkabel RJ45/RJ45 301254696393	8x0,14mm²	2m	Ethernet PNOZ SSD	Intern
=1FD000-80W9	=1FD003+S1-1K1-X1 =1FD051+S1-3K200-IF2	KABEL RJ45/RJ45 301254696393	8x0,14mm²	2m	Ethernet PNOZ B1 Ethernet PNOZ B1	Intern
=1FD000-81W1	=1FD000+S1-80K1 =1FD038+S1-1T1-P1	KABEL RJ45/RJ45 301254696393	8x0,14mm²	2m	Ethernet FC302 Ethernet FC302	Intern
=1FD000-81W2	=1FD000+S1-80K1 =1FD045+M1-2T1-P1	Patchkabel RJ45/RJ45 301254696396	8x0,14mm²	10m	Ethernet FC302 Ethernet FC302	Intern
=1FD000-81W3	=1FD962+STI-HMI =1FD000+S1-80K1	Patchkabel RJ45/RJ45 301254696394	8x0,14mm²	3m	Ethernet FC302 Ethernet FC302	Intern
=1FD000-81W4	=1FD000+S1-80K1 =1FD078+M1-1BF80-P	EtherNet M12/RJ45 301254696362	4x0,34mm²	10m	Ethernet Promass E100	beigestellt supplied
=1FD000-81W5	=1FD000+S1-80K1 =1FD001+S1-8X1-ETH	Patchkabel RJ45/RJ45 301254696394	8x0,14mm²	3m		intern internal
=1FD000-81W7	=1FD000+S1-80K1 =1FD999+S1-1K1-X2.1	KABEL RJ45/RJ45 301254696393	8x0,14mm²	2m	Ethernet Outlet	Intern
=1FD000-81W9	=1FD038+S1-1T1-P1 =1FD039+S1-1T1-P1	KABEL RJ45/RJ45 301254696391	8x0,14mm²	0,5m	Ethernet FC302 Ethernet FC302	Intern
=1FD000-81W15	=EXTERN+KUNDE-X =1FD999+S1-1K1-X2.1	Etherline Cat6a 301253224090	8x0,34mm²		Schnittstelle CIP, Produktlinie Transport Interface CIP, Product Station Transport	extern external
=1FD000-87W1	=1FD000+S1-80K1 =1FD003+M1-50K1-IP	Kabel M12/offen 301999950121	4x1,5mm²	10m	IO Link Master	beigestellt supplied
=1FD000-87W2	=1FD003+M1-50K1-IP =1FD003+M1-51K1-IP	EtherNet M12/M12 301254695640	4x0,14mm²	0,5m	IO Link Master	intern internal
=1FD000-87W3	=1FD003+M1-51K1-IP =1FD003+M1-52K1-IP	EtherNet M12/M12 301254695546	4x0,14mm²	1m	IO Link Master	intern internal
=1FD000-87W4	=1FD003+M1-52K1-IP =1FD003+M1-53K1-IP	EtherNet M12/M12 301254695640	4x0,14mm²	0,5m	IO Link Master	intern internal
=1FD001-3W1	=1FD001+M1-PE1 +S1-WE	H07V-K 301254151716	1x6AWG		Potentialausgleich Füller Equipotential bonding Filler	intern internal
=1FD001-3W2	=1FD001+M1-PE2 +S1-WE	H07V-K 301254151716	1x6AWG		Potentialausgleich Verkleidung Equipotential bonding Casing	intern internal

Schutzvermerk ISO 16016 beachten / Refer to protection notice ISO 16016.

Übersicht Kabel
overview Cable

Bezeichnung Kabel Designation Cable	von from nach to	Typ Type	Adern Wires	Länge Length	Funktion Function	Lieferung Delivery
=1FD001-3W3	=1FD001+M1-PE3 +S1-WE	H07V-K 301254151716	1x6AWG	10m	Potentialausgleich Ventilknoten Equipotential bonding Valve node	intern internal
=1FD001-6W1	=1FD001+S1-X1 =1FD001+S1-6E1	301254690165	2x1,5mm²	3m	Schaltschrankleuchte Switch cabinet light	intern internal
=1FD001-6W2	=1FD001+S1-6E1 =1FD001+S1-6E2	301254690166	2x1,5mm²	1m	Türpositionsschalter Door position switch	intern internal
=1FD003-2W1	=1FD003+S1-1U1 +S1-WE	H07V-K 301254151710	1G10mm²		Erde Ground	intern internal
=1FD003-33W1	=VPN+CUSTOMER-VPN-ETH3 =1FD003+S1-9K1-LAN1	Etherline Cat5e 301253224260	8x0,14mm²		REDIS VPN	extern external
=1FD003-33W2	=REDIS+CUSTOMER-REDIS-ETH3 =1FD003+S1-9K1	Etherline Cat5e 301253224260	8x0,14mm²		REDIS	extern external
=1FD003-59W1	=1FD003+S1-X2 =1FD003+M1-50K1	KABEL M12/OFFEN 301254690516	4x1,5mm²	20m	24VDC Versorgung Modul 24VDC Supply Module	beigestellt supplied
=1FD003-59W2	=1FD003+M1-50K1 =1FD003+M1-51K1	KABEL M12/M12 301254695516	4x1,5mm²	0,6m	24VDC Versorgung Modul 24VDC Supply Module	intern internal
=1FD003-59W3	=1FD003+M1-51K1 =1FD003+M1-52K1	Kabel M12/M12 301254695516	4x1,5mm²	0,6m	24VDC Versorgung Modul 24VDC Supply Module	intern internal
=1FD003-59W4	=1FD003+M1-52K1 =1FD003+M1-53K1	Kabel M12/M12 301254695516	4x1,5mm²	0,6m	24VDC Versorgung Modul 24VDC Supply Module	intern internal
=1FD003-68W1	=1FD003+M1-50K1 =1FD003+M1-60K1	Kabel M12/M12 301254690586	3x0,34mm²	1m	I/O Link Eingangsmodul I/O Link Input module	intern internal
=1FD003-68W2	=1FD003+M1-51K1 =1FD003+M1-61K1	Kabel M12/M12 301254690586	3x0,34mm²	1m	I/O Link Eingangsmodul I/O Link Input module	intern internal
=1FD003-68W3	=1FD003+M1-52K1 =1FD003+M1-62K1	Kabel M12/M12 301254690586	3x0,34mm²	1m	I/O Link Eingangsmodul I/O Link Input module	intern internal
=1FD003-68W4	=1FD003+M1-52K1 =1FD003+M1-63K1	Kabel M12/M12 301254690586	3x0,34mm²	1m	I/O Link Eingangsmodul I/O Link Input module	intern internal
=1FD003-70W1	=1FD003+M1-53K1 =1FD003+M1-70K1	Kabel M12/M12 301268819723	5x0,34mm²	4,1m	Festo Ventilinsel Festo Valve terminal	intern internal
=1FD003-71W1	=1FD003+M1-52K1 =1FD003+M1-71K1	Kabel M12/M12 301268819723	5x0,34mm²	4,1m	Festo Ventilinsel Festo Valve terminal	intern internal
=1FD003-74W1	=1FD003+M1-53K1 =1FD003+M1-74K1	Kabel M12/M12 301268810126	5x0,34mm²	2m	Festo Ventilinsel Festo Valve terminal	intern internal
=1FD003-75W1	=1FD003+M1-53K1 =1FD003+M1-75K1	Kabel M12/M12 301268810126	5x0,34mm²	2m	Festo Ventilinsel Festo Valve terminal	intern internal
=1FD003-77W1	=1FD003+M1-53K1 =1FD003+M1-77K1	Kabel M12/M12 301268819723	5x0,34mm²	4,1m	Festo Ventilinsel Festo Valve terminal	intern internal
=1FD004-7W1	=1FD004+S1-X2 =1FD004+M1-7X10	Kabel M12/offen 301268819037	8x0,34mm²	10m	Zustandsleuchte Maschine Indicator lamp Machine	intern internal
	=1FD004+S1-7W1					
=1FD004-7W2	=1FD004+M1-7X10 =1FD004+M1-8X10	Kabel M12/M12 301268819114	8x0,25mm²	5m	Zustandsleuchte Maschine Indicator lamp Machine	Intern Internal
=1FD004-8W3	=1FD004+M1-8X10 =1FD004+M1-8X11	Kabel M12/M12 301268819114	8x0,25mm²	5m	Zustandsleuchte Maschine Indicator lamp Machine	Intern Internal
=1FD004-8W4	=1FD004+M1-8P3 =1FD004+M1-8X11	Kabel M12/M12 301268810245	8x0,25mm²	10m	Zustandsleuchte Maschine Indicator lamp Machine	Intern Internal

Schutzvermerk ISO 16016 beachten / Refer to protection notice ISO 16016.

0	1	2	3	4	5	6	7	8	9

Erstellungsdatum Date of creation	25.06.2021	Änderungsdatum Modification date	25.06.2021	Kunde Customer Indianapolis Blue Marble USA	KHS	Übersicht Kabel Overview Cable	Auftragsnummer Order Number K-89407962-000100	Vorherige Seite Previous page 1	Folgeblatt Next Sheet 3
Name Name	T. Braun	Name Name	schoeffel				Maschine Machine Innofill Can C	=1FD1000	Blatt Sheet 2
Version Version	14	Prüfung Check							

Übersicht Kabel
overview Cable

Bezeichnung Kabel Designation Cable	von from nach to	Typ Type	Adern Wires	Länge Length	Funktion Function	Lieferung Delivery
=1FD005-4W3	=1FD005+S1-1K061 =1FD005+M1-270K601	Kabel M12/offen 301268819400	5x0,34mm²	25m	Sicherheit CAN-Bus	beigestellt supplied
=1FD005-44W1	=1FD005+S1-X5 =1FD005+M1-44S1	Kabel M12/offen 301268819036	8x0,34mm²	30m	Sicherheitsschalter Trittleiter Füller Safety switch Stepladder Filler	beigestellt supplied
=1FD005-54W1	=1FD005+S1-X5 =1FD005+M1-55X101	Kabel M12/offen 301265363462	8x0,25mm²	30m	Verkleidung +P100 Magnet Kanal A Casing +P100 Magnet channel A	intern internal
=1FD005-55W1	=1FD005+M1-55X101 =1FD005+M1-55X102	Kabel M12/M12 301268819451	8x0,25mm²	2m		intern internal
=1FD005-55W2	=1FD005+M1-55ST101 =1FD005+M1-55X101	301268810382	12x0,25mm²	1m		intern internal
=1FD005-55W4	=1FD005+M1-55X102 =1FD005+M1-55X103	Kabel M12/M12 301268819451	8x0,25mm²	2m		intern internal
=1FD005-55W5	=1FD005+M1-55ST103 =1FD005+M1-55X103	301268810382	12x0,25mm²	1m		intern internal
=1FD005-59W2	=1FD005+S1-X5 =1FD005+P101-59S1	OELFLEX SPIRAL 400P 301254690297	12G1mm²		Tipptaster Gehäuse P101 Tip button Housing P101	intern internal
	=1FD005+P101-60S2					
=1FD005-74W1	=1FD005+S1-X5 =1FD005+M1-75X201	Kabel M12/offen 301265363462	8x0,25mm²	30m	Verkleidung +P200 Magnet Kanal A Casing +P200 Magnet channel A	intern internal
=1FD005-75W1	=1FD005+M1-75X201 =1FD005+M1-75X202	Kabel M12/M12 301268819451	8x0,25mm²	2m		intern internal
=1FD005-75W3	=1FD005+M1-75ST202 =1FD005+M1-75X202	301268810382	12x0,25mm²	1m		intern internal
=1FD005-75W4	=1FD005+M1-75X202 =1FD005+M1-75X203	Kabel M12/M12 301268819452	8x0,25mm²	5m		intern internal
=1FD005-75W6	=1FD005+M1-75X203 =1FD005+M1-75X204	Kabel M12/M12 301268819451	8x0,25mm²	2m		intern internal
=1FD005-75W7	=1FD005+M1-75ST204 =1FD005+M1-75X204	301268810382	12x0,25mm²	1m		intern internal
=1FD005-79W2	=1FD005+S1-X5 =1FD005+P201-79S1	OELFLEX SPIRAL 400P 301254690297	12G1mm²		Tipptaster Gehäuse P201 Tip button Housing P201	intern internal
	=1FD005+P201-80S2					
=1FD005-80W1	=1FD005+S1-X5	(H)05VV5-F N 301253220147	12G1mm²		Klemmenkasten Terminal box	beigestellt supplied
	=1FD005+P200-80S1					
	=1FD005+P200-79S2					
	=1FD005+P300-100S1					
=1FD005-81W1	=1FD005+S1-X5 =1FD005+P200-81S1	Kabel M12/offen 301268819052	8x0,25mm²	10m	Verkleidung Bereich 200 öffnen Casing Area 200 open	intern internal
=1FD005-94W1	=1FD005+S1-X5 =1FD005+M1-95X305	Kabel M12/offen 301265363462	8x0,25mm²	30m	Verkleidung +P300 Magnet Kanal A Casing +P300 Magnet channel A	intern internal
=1FD005-95W1	=1FD005+M1-95X304 =1FD005+M1-95X305	Kabel M12/M12 301268819451	8x0,25mm²	2m		intern internal

Schutzvermerk ISO 16016 beachten / Refer to protection notice ISO 16016.

Übersicht Kabel
overview Cable

Bezeichnung Kabel Designation Cable	von from nach to	Typ Type	Adern Wires	Länge Length	Funktion Function	Lieferung Delivery
=1FD005-95W3	=1FD005+M1-95X303 =1FD005+M1-95X304	Kabel M12/M12 301268819451	8x0,25mm²	2m		intern internal
=1FD005-95W4	=1FD005+M1-95ST304 =1FD005+M1-95X304	301268810382	12x0,25mm²	1m		intern internal
=1FD005-95W5	=1FD005+M1-95X303 =1FD005+M1-96X302	Kabel M12/M12 301268819451	8x0,25mm²	2m		intern internal
=1FD005-95W6	=1FD005+M1-95ST303 =1FD005+M1-95X303	301268810382	12x0,25mm²	1m		intern internal
=1FD005-96W1	=1FD005+M1-96X301 =1FD005+M1-96X302	Kabel M12/M12 301268819451	8x0,25mm²	2m		intern internal
=1FD005-96W3	=1FD005+M1-96ST301 =1FD005+M1-96X301	301268810382	12x0,25mm²	1m		intern internal
=1FD005-99W2	=1FD005+S1-X5 =1FD005+P301-99S1	OELFLEX SPIRAL 400P 301254690297	12G1mm²		Tipptaster Gehäuse P301 Tip button Housing P301	intern internal
	=1FD005+P301-100S2					
=1FD005-100W1	=1FD005+S1-X5	(H)05VV5-F N 301253220147	12G1mm²		Klemmenkasten Terminal box	beigestellt supplied
	=1FD005+P300-100S1					
	=1FD005+P300-99S2					
=1FD005-101W1	=1FD005+S1-X5 =1FD005+P300-101S1	Kabel M12/offen 301268819052	8x0,25mm²	10m	Sicherheitslichtschranke Safety light barrier	intern internal
=1FD005-260W1	=1FD005+S1-X5 =1FD005+M1-2K1	Kabel M12/offen 301268819030	4x0,34mm²	30m	Not-Halt Sicherheitsventil 1 Emergency stop Relief valve 1	beigestellt supplied
=1FD005-260W2	=1FD005+S1-X5 =1FD005+M1-2K2	Kabel M12/offen 301268819030	4x0,34mm²	30m	Not-Halt Sicherheitsventil 2 Emergency stop Relief valve 2	beigestellt supplied
=1FD005-260W3	=1FD005+S1-260XS1 =1FD005+S1-X5	Kabel M12/offen 301268819030	4x0,34mm²	30m	Rückmeldung 1 Sicherheitsventil feedback 1 Relief valve	beigestellt supplied
=1FD005-260W3.1	=1FD005+S1-260XS1 =1FD005+M1-2BG2	301999958882	4x0,34mm²	5m	Not-Halt Rückmeldung A Sicherheitsventil 1 Emergency stop feedback A Relief valve 1	intern internal
=1FD005-260W4	=1FD005+S1-260XS2 =1FD005+S1-X5	Kabel M12/offen 301268819030	4x0,34mm²	30m	Rückmeldung 1 Sicherheitsventil feedback 1 Relief valve	beigestellt supplied
=1FD005-260W4.1	=1FD005+S1-260XS2 =1FD005+M1-2BG3	301999958882	4x0,34mm²	5m	Not-Halt Rückmeldung A Sicherheitsventil 1 Emergency stop feedback A Relief valve 1	intern internal
=1FD005-260W5	=1FD003+M1-52K1 =1FD005+M1-260BP1	Kabel M12/M12 301254690542	3x0,34mm²	5m	260BP1 Druckwächter Sicherheitsventil Potential 3.x 260BP1 Pressure control device Relief valve Potential 3.x	Intern Internal
=1FD005-261W1	=1FD005+S1-X5 =1FD005+M1-2K3	Kabel M12/offen 301268819030	4x0,34mm²	30m	Verkleidung Sicherheitsventil 1 Casing Relief valve 1	beigestellt supplied
=1FD005-261W2	=1FD005+S1-X5 =1FD005+M1-2K4	Kabel M12/offen 301268819030	4x0,34mm²	30m	Verkleidung Sicherheitsventil 2 Casing Relief valve 2	beigestellt supplied
=1FD005-261W3	=1FD005+S1-261XS1 =1FD005+S1-X5	Kabel M12/offen 301268819030	4x0,34mm²	30m	Rückmeldung 1 Sicherheitsventil feedback 1 Relief valve	beigestellt supplied
=1FD005-261W3.1	=1FD005+S1-261XS1 =1FD005+M1-2BG5	301999958882	4x0,34mm²	5m	Not-Halt Rückmeldung A Sicherheitsventil 1 Emergency stop feedback A Relief valve 1	intern internal
=1FD005-261W4	=1FD005+S1-261XS2 =1FD005+S1-X5	Kabel M12/offen 301268819030	4x0,34mm²	30m	Rückmeldung 1 Sicherheitsventil feedback 1 Relief valve	beigestellt supplied

Schutzvermerk ISO 16016 beachten / Refer to protection notice ISO 16016.

Übersicht Kabel
overview Cable

Bezeichnung Kabel Designation Cable	von from nach to	Typ Type	Adern Wires	Länge Length	Funktion Function	Lieferung Delivery
=1FD005-261W4.1	=1FD005+S1-261XS2 =1FD005+M1-2BG6	301999958882	4x0,34mm²	5m	Not-Halt Rückmeldung A Sicherheitsventil 1 Emergency stop feedback A Relief valve 1	intern internal
=1FD005-261W5	=1FD003+M1-52K1 =1FD005+M1-261BP1	Kabel M12/M12 301254690542	3x0,34mm²	5m	261BP1 Druckwächter Sicherheitsventil Potential 4.x 261BP1 Pressure control device Relief valve Potential 4.x	Intern Internal
=1FD005-262W1	=1FD005+S1-X5 =1FD005+M1-2K5	Kabel M12/offen 301268819030	4x0,34mm²	30m	Verkleidung Sicherheitsventil 1 Casing Relief valve 1	beigestellt supplied
=1FD005-262W2	=1FD005+S1-X5 =1FD005+M1-2K6	Kabel M12/offen 301268819030	4x0,34mm²	30m	Verkleidung Sicherheitsventil 2 Casing Relief valve 2	beigestellt supplied
=1FD005-262W3	=1FD005+S1-262XS1 =1FD005+S1-X5	Kabel M12/offen 301268819030	4x0,34mm²	30m	Rückmeldung 1 Sicherheitsventil feedback 1 Relief valve	beigestellt supplied
=1FD005-262W3.1	=1FD005+S1-262XS1 =1FD005+M1-2BG7	301999958882	4x0,34mm²	5m	Not-Halt Rückmeldung A Sicherheitsventil 1 Emergency stop feedback A Relief valve 1	intern internal
=1FD005-262W4	=1FD005+S1-262XS2 =1FD005+S1-X5	Kabel M12/offen 301268819030	4x0,34mm²	30m	Rückmeldung 1 Sicherheitsventil feedback 1 Relief valve	beigestellt supplied
=1FD005-262W4.1	=1FD005+S1-262XS2 =1FD005+M1-2BG8	301999958882	4x0,34mm²	5m	Not-Halt Rückmeldung A Sicherheitsventil 1 Emergency stop feedback A Relief valve 1	intern internal
=1FD005-262W5	=1FD003+M1-51K1 =1FD005+M1-262BP1	Kabel M12/M12 301254690541	3x0,34mm²	2m	265BP1 Druckwächter Sicherheitsventil Potential 5.x 265BP1 Pressure control device Relief valve Potential 5.x	Intern Internal
=1FD005-272W1	=1FD005+M1-270K601 =1FD005+M1-272K611	Kabel M12/M12 301268819401	5x0,34mm²	8m	Sicherheit CAN-Bus	beigestellt supplied
=1FD005-276W1	=1FD005+M1-272K611 =1FD005+M1-276K631	Kabel M12/M12 301268819401	5x0,34mm²	8m	Sicherheit CAN-Bus	beigestellt supplied
=1FD006-3W1	=1FD006+S1-1T30-P1 =1FD010+S1-1T40	Kabel konfektioniert 301268713541	4x2x0,14mm²	0,6m	Drive-Cliq	intern internal
=1FD006-3W2	=1FD006+S1-1T30 =1FD010+S1-4T1_2	Kabel konfektioniert 301268713541	4x2x0,14mm²	0,6m	Drive-Cliq	intern internal
=1FD006-3W6	=1FD010+S1-1T40 =1FD010+S1-2T41	Kabel konfektioniert 301268713680	4x2x0,14mm²	1,45m	Drive-Cliq	intern internal
=1FD006-3W7	=1FD010+S1-1T40 =1FD010+S1-2T42	Kabel konfektioniert 301268713542	4x2x0,14mm²	0,95m	Drive-Cliq	intern internal
=1FD006-3W8	=1FD010+S1-4T1_2 =1FD010+S1-6T3_4	Kabel konfektioniert 301268713544	4x2x0,14mm²	0,16m	Drive-Cliq	intern internal
=1FD010-4W1	=1FD010+S1-4XS1 =1FD010+M1-4M1	6FX5002-5CG41 / 25m 301254690471	4G4mm²	25m	Servomotor 4MA1 Servo motor 4MA1	intern internal
	=1FD010+M1-4M1-X1					
=1FD010-4W1.1	=1FD010+S1-4T1.1 =1FD010+S1-4T1_2	Kabel konfektioniert 301268713541	4x2x26/7mm²	0,6m	Inkrementalgeber 4MA1 Incremental encoder 4MA1	intern internal
=1FD010-4W1.2	=1FD010+S1-4T1.1 =1FD010+M1-4M1-DQ	6FX5002-2EQ10 / 6m 301254693150	16x26/7mm²	6m	Servomotor 4MA1 Servo motor 4MA1	intern internal
=1FD010-4W1.3	=1FD005+S1-1K20 =1FD010+S1-4T1.1	Kabel Konfektioniert 301265360026	8x0,14mm²	2,5m	Drehzahlüberwachung 4MA1 Speed monitor 4MA1	intern internal
=1FD010-5W2	=1FD010+S1-5XS2 =1FD010+M1-5M2	6FX5002-5CG41 / 25m 301254690471	4G4mm²	25m	Servomotor 5MA2 Servo motor 5MA2	intern internal
	=1FD010+M1-5M2-X1					
=1FD010-5W2.1	=1FD010+S1-4T1_2 =1FD010+S1-5T2.1	Kabel konfektioniert 301268713541	4x2x26/7mm²	0,6m	Inkrementalgeber 5MA2 Incremental encoder 5MA2	intern internal

Schutzvermerk ISO 16016 beachten / Refer to protection notice ISO 16016.

Übersicht Kabel
overview Cable

Bezeichnung Kabel Designation Cable	von from nach to	Typ Type	Adern Wires	Länge Length	Funktion Function	Lieferung Delivery
=1FD010-5W2.2	=1FD010+S1-5T2.1 =1FD010+M1-5M2-DQ	6FX5002-2EQ10 / 13m 301254693406	16x26/7mm²	13m	Servomotor 5MA2 Servo motor 5MA2	intern internal
=1FD010-5W2.3	=1FD005+S1-1K20 =1FD010+S1-5T2.1	Kabel Konfektioniert 301265360026	8x0,14mm²	2,5m	Drehzahlüberwachung 5MA2 Speed monitor 5MA2	intern internal
=1FD010-6W3	=1FD010+S1-6XS3 =1FD010+M1-6M3	6FX5002-5CG01 / 25m 301254690479	4G1,5mm²	25m	Servomotor 6MA3 Servo motor 6MA3	intern internal
	=1FD010+M1-6M3-X1					
=1FD010-6W3.1	=1FD010+S1-6T3.1 =1FD010+S1-6T3_4	Kabel konfektioniert 301268713542	4x2x26/7mm²	0,95m	Inkrementalgeber 6MA3 Incremental encoder 6MA3	intern internal
=1FD010-6W3.2	=1FD010+S1-6T3.1 =1FD010+M1-6M3-DQ	6FX5002-2EQ10 / 8m 301254693151	16x26/7mm²	8m	Servomotor 6MA3 Servo motor 6MA3	intern internal
=1FD010-6W3.3	=1FD005+S1-1K21 =1FD010+S1-6T3.1	Kabel Konfektioniert 301265360026	8x0,14mm²	2,5m	Drehzahlüberwachung 6MA3 Speed monitor 6MA3	intern internal
=1FD010-7W4	=1FD010+S1-7XS4 =1FD010+M1-7M4	6FX5002-5CG01 / 25m 301254690479	4G1,5mm²	25m	Servomotor 7MA4 Servo motor 7MA4	intern internal
	=1FD010+M1-7M4-X1					
=1FD010-7W4.1	=1FD010+S1-6T3_4 =1FD010+S1-7T4.1	Kabel konfektioniert 301268713542	4x2x26/7mm²	0,95m	Inkrementalgeber 7MA4 Incremental encoder 7MA4	intern internal
=1FD010-7W4.2	=1FD010+S1-7T4.1 =1FD010+M1-7M4-DQ	6FX5002-2EQ10 / 13m 301254693406	16x26/7mm²	13m	Servomotor 7MA4 Servo motor 7MA4	intern internal
=1FD010-7W4.3	=1FD005+S1-1K21 =1FD010+S1-7T4.1	Kabel Konfektioniert 301265360026	8x0,14mm²	2,5m	Drehzahlüberwachung 7MA4 Speed monitor 7MA4	intern internal
=1FD011-1W1	=1FD011+S1-X2 =1FD011+M1-1B1	Kabel M12/offen 301268819041	4x0,34mm²	30m	Lückenerkennung Gap detection	beigestellt supplied
=1FD011-1W2	=1FD011+S1-X2 =1FD011+M1-1B2	Kabel M12/offen 301268819041	4x0,34mm²	30m	Ausweichtisch Backlog table	beigestellt supplied
=1FD013-1W1	=1FD003+M1-50K1 =1FD013+M1-1BL700	M12/M12 301254690539	3x0,34mm²	5m	Kessel Niveau Boiler Level	intern internal
=1FD014-2W1	=1FD014+S1-2T1 =1FD014+M1-2M1	301254690776	12x	15m		intern internal
	=1FD002+S1-XV2					
=1FD014-3W1	=1FD014+R10-3T1 =1FD014+M1-3M1	301254690716	12x	3m		intern internal
	=1FD050+R10-XV2					
	=1FD014+R10-X2					
=1FD017-1W1	=1FD017+S1-X2 =1FD017+M1-1B1	KABEL M12/OFFEN 301268819351	4x0,34mm²	10m	Überwachung Fettverteiler monitoring Grease distributor	intern internal
=1FD036-1W1	=1FD036+S1-X2 =1FD036+M1-1B1412	Kabel M12/offen 301254695570	4x0,34mm²	15m	Ölschmierung Oil lubrication	intern internal
=1FD036-1W2	=1FD036+S1-X2 =1FD036+M1-1B3511	Kabel M12/offen 301254695570	4x0,34mm²	15m	Deckelmangel Lid Shortage	intern internal
=1FD036-1W3	=1FD036+S1-X2 =1FD036+M1-1B3512	Kabel M12/offen 301254695570	4x0,34mm²	15m	Fehler Deckelmagazin Error Lid Magazine	intern internal

Schutzvermerk ISO 16016 beachten / Refer to protection notice ISO 16016.

Übersicht Kabel
overview Cable

Bezeichnung Kabel Designation Cable	von from nach to	Typ Type	Adern Wires	Länge Length	Funktion Function	Lieferung Delivery
=1FD036-1W4	=1FD036+S1-X2 =1FD036+M1-1B4231	Kabel M12/offen 301254695570	4x0,34mm²	15m	Kupplung Dosen Ausgang Clutch Cans Output	intern internal
=1FD036-1W5	=1FD036+S1-X2 =1FD036+M1-1B4251	Kabel M12/offen 301254695570	4x0,34mm²	15m	Einführung Kette Introduction Chain	intern internal
=1FD036-1W6	=1FD036+S1-X2 =1FD036+M1-1B4511	Kabel M12/offen 301254695570	4x0,34mm²	15m	Falzkurve Seaming cam	intern internal
=1FD036-1W7	=1FD036+S1-X2 =1FD036+M1-1B4512	Kabel M12/offen 301254695570	4x0,34mm²	15m	Ausstoßerkurve Knock out cam	intern internal
=1FD036-3W1	=1FD036+S1-X2 =1FD036+M1-3B3712	Kabel M12/offen 301254695570	4x0,34mm²	15m	Dose vorhanden Can Available	intern internal
=1FD036-3W2	=1FD036+S1-X2 =1FD036+M1-3B3713	Kabel M12/offen 301254695570	4x0,34mm²	15m	Maschinentakt Machine cycle	intern internal
=1FD036-3W3	=1FD036+S1-X2 =1FD036+M1-3Y3717	(H)05VV5-F N UL TC 301253220336	2x16AWG		Deckel Stopper Ein Cover Stopper On	intern internal
=1FD038-1W1	=1FD038+S1-1T1 =1FD038+M1-1Q1	(H)05VC4V5-K N UL TC 301253220351	4G14AWG		Reparaturschalter Zutransport Repair switch Infeed	beigestellt supplied
=1FD038-1W2	=1FD038+M1-1M1 =1FD038+M1-1Q1	(H)05VC4V5-K N UL TC 301253220351	4G14AWG		Zutransport Infeed	beigestellt supplied
=1FD038-1W3	=1FD038+S1-1T1 =1FD038+M1-1M1	(H)05VV5-F N UL TC 301253220336	2x16AWG		Zutransport Thermistor Infeed Thermistor	intern internal
=1FD038-1W4	=1FD038+S1-1T1 =1FD038+M1-1Q1	(H)05VV5-F N UL TC 301253220336	2x16AWG		Rückmeldung Reparaturschalter Zutransport feedback Repair switch Infeed	beigestellt supplied
=1FD039-1W1	=1FD039+S1-1T1 =1FD039+M1-1Q1	(H)05VC4V5-K N UL TC 301253220351	4G14AWG		Reparaturschalter Abtransport Repair switch Outlet	extern external
=1FD039-1W2	=1FD039+M1-1M1 =1FD039+M1-1Q1	(H)05VC4V5-K N UL TC 301253220351	4G14AWG		Abtransport Outlet	extern external
=1FD039-1W3	=1FD039+S1-1T1 =1FD039+M1-1Q1	(H)05VV5-F N UL TC 301253220336	2x16AWG		Rückmeldung Reparaturschalter Abtransport feedback Repair switch Outlet	extern external
=1FD050-2W607	=1FD050+S1-X2 =1FD050+M1-2B607	Kabel M12/offen 301254695551	4x0,34mm²	10m	Synchrontakt Synchronizing Cycle	intern internal
=1FD050-2W612	=1FD050+S1-X2 =1FD050+M1-2B612	Kabel M12/offen 301254695551	4x0,34mm²	10m	Erkennung Dose vorhanden Detection Can Available	intern internal
=1FD050-4W1	=1FD050+S1-X50 =1FD050+M1-X50	(H)05VV5-F N 301253220105	5G2,5mm²			beigestellt supplied
=1FD050-4W2	=1FD050+M1-X1_1.1S =1FD050+M1-X50-X1_1S.A	(H)05VV5-F N 301253220105	5G2,5mm²			beigestellt supplied
	=1FD050+M1-X50					
=1FD050-4W3	=1FD050+R10-X50 =1FD050+M1-X1_2.1S	(H)05VV5-F N 301253220105	5G2,5mm²			beigestellt supplied
=1FD050-4W4	=1FD050+S1-X50 =1FD050+M1-X50	(H)05VV5-F N 301253220105	5G2,5mm²			beigestellt supplied
=1FD050-4W5	=1FD050+M1-X1_1.2S =1FD050+M1-X50-X1_1S.D	(H)05VV5-F N 301253220105	5G2,5mm²			beigestellt supplied
	=1FD050+M1-X50					
=1FD050-4W6	=1FD050+R10-X50 =1FD050+M1-X1_2.2S	(H)05VV5-F N 301253220105	5G2,5mm²			beigestellt supplied

Schutzvermerk ISO 16016 beachten / Refer to protection notice ISO 16016.

Übersicht Kabel
overview Cable

Bezeichnung Kabel Designation Cable	von from nach to	Typ Type	Adern Wires	Länge Length	Funktion Function	Lieferung Delivery
=1FD050-4W7	=1FD050+S1-X50 =1FD050+M1-X50	UNITRONIC LIYY 301253220496	7x0,5mm²			beigestellt supplied
=1FD050-4W8	=1FD050+M1-X1_1.3S =1FD050+M1-X50-X1_1S.C	UNITRONIC LIYY 301253220496	7x0,5mm²			beigestellt supplied
=1FD050-4W9	=1FD050+R10-X50 =1FD050+M1-X1_2.3S	UNITRONIC LIYY 301253220496	7x0,5mm²			beigestellt supplied
=1FD050-4W10		ETHERLINE 301261291602	4x2x22AWG		Schleifring Profinet Verbindung Slip ring Profinet Connection	intern internal
=1FD050-4W11	=1FD050+M1-X1_1.4S =1FD050+M1-X50-X1_1S.B	ETHERLINE 301261291602	4x2x22mm²		Schleifring Ethernet Slip ring Ethernet	beigestellt supplied
=1FD050-4W12		ETHERLINE 301261291602	4x2x22AWG		Schleifring Profinet Verbindung Slip ring Profinet Connection	intern internal
=1FD051-2W1	=1FD050+R10-XV2 =1FD051+R11-X2	(H)05VV5-F N UL TC 301253220324	12G16AWG		Versorgung +R11 Supply +R11	intern internal
	=1FD051+R10-X2					
	=1FD051+R10-2F3					
	=1FD051+R10-2F4					
	=1FD051+R10-2F5					
	=1FD051+R10-10K100					
	=1FD051+R10-10K102					
=1FD051-11W1	=1FD051+R10-10K102 =1FD052+R11-10K102	UNITRONIC BUS DN FD 301253224030	2+2x24/22AWG		X2X Bus X2X Bus	intern internal
	+R10-SH1					
=1FD051-30W80	=1FD051+R10-10K1 =1FD051+M1-30KH80	UNITRONIC Sensor FD dummy1	4x0,34mm²	8m	Ventilinsel Valve terminal	intern internal
=1FD051-31W81	=1FD051+R10-10K1 =1FD051+M1-31KH81	UNITRONIC Sensor FD dummy1	4x0,34mm²	8m	Ventilinsel Valve terminal	intern internal
=1FD051-32W82	=1FD051+R10-10K1 =1FD051+M1-32KH82	UNITRONIC Sensor FD dummy1	4x0,34mm²	8m	Ventilinsel Valve terminal	intern internal
=1FD051-33W83	=1FD051+R10-10K1 =1FD051+M1-33KH83	UNITRONIC Sensor FD dummy1	4x0,34mm²	8m	Ventilinsel Valve terminal	intern internal
=1FD051-34W84	=1FD051+R10-10K2 =1FD051+M1-34KH84	UNITRONIC Sensor FD dummy1	4x0,34mm²	8m	Ventilinsel Valve terminal	intern internal
=1FD051-35W85	=1FD051+R10-10K2 =1FD051+M1-35KH85	UNITRONIC Sensor FD dummy1	4x0,34mm²	8m	Ventilinsel Valve terminal	intern internal
=1FD051-36W86	=1FD051+R10-10K2 =1FD051+M1-36KH86	UNITRONIC Sensor FD dummy1	4x0,34mm²	8m	Ventilinsel Valve terminal	intern internal
=1FD051-37W87	=1FD051+R10-10K2 =1FD051+M1-37KH87	UNITRONIC Sensor FD dummy1	4x0,34mm²	8m	Ventilinsel Valve terminal	intern internal
=1FD051-40W1	=1FD051+R10-10K3 =1FD051+M1-40KH1	UNITRONIC Sensor FD dummy1	4x0,34mm²	8m	Ventilinsel Valve terminal	intern internal

Schutzvermerk ISO 16016 beachten / Refer to protection notice ISO 16016.

Übersicht Kabel
overview Cable

Bezeichnung Kabel Designation Cable	von from nach to	Typ Type	Adern Wires	Länge Length	Funktion Function	Lieferung Delivery
=1FD051-41W2	=1FD051+R10-10K3 =1FD051+M1-41KH2	UNITRONIC Sensor FD dummy1	4x0,34mm²	8m	Ventilinsel Valve terminal	intern internal
=1FD051-42W3	=1FD051+R10-10K3 =1FD051+M1-42KH3	UNITRONIC Sensor FD dummy1	4x0,34mm²	8m	Ventilinsel Valve terminal	intern internal
=1FD051-43W4	=1FD051+R10-10K3 =1FD051+M1-43KH4	UNITRONIC Sensor FD dummy1	4x0,34mm²	8m	Ventilinsel Valve terminal	intern internal
=1FD051-44W5	=1FD051+R10-10K4 =1FD051+M1-44KH5	UNITRONIC Sensor FD dummy1	4x0,34mm²	8m	Ventilinsel Valve terminal	intern internal
=1FD051-45W6	=1FD051+R10-10K4 =1FD051+M1-45KH6	UNITRONIC Sensor FD dummy1	4x0,34mm²	8m	Ventilinsel Valve terminal	intern internal
=1FD051-46W7	=1FD051+R10-10K4 =1FD051+M1-46KH7	UNITRONIC Sensor FD dummy1	4x0,34mm²	8m	Ventilinsel Valve terminal	intern internal
=1FD051-47W8	=1FD051+R10-10K4 =1FD051+M1-47KH8	UNITRONIC Sensor FD dummy1	4x0,34mm²	8m	Ventilinsel Valve terminal	intern internal
=1FD051-48W9	=1FD051+R10-10K5 =1FD051+M1-48KH9	UNITRONIC Sensor FD dummy1	4x0,34mm²	8m	Ventilinsel Valve terminal	intern internal
=1FD051-49W10	=1FD051+R10-10K5 =1FD051+M1-49KH10	UNITRONIC Sensor FD dummy1	4x0,34mm²	8m	Ventilinsel Valve terminal	intern internal
=1FD051-50W11	=1FD051+R10-10K5 =1FD051+M1-50KH11	UNITRONIC Sensor FD dummy1	4x0,34mm²	8m	Ventilinsel Valve terminal	intern internal
=1FD051-51W12	=1FD051+R10-10K5 =1FD051+M1-51KH12	UNITRONIC Sensor FD dummy1	4x0,34mm²	8m	Ventilinsel Valve terminal	intern internal
=1FD051-60W1	=1FD051+R10-10K6 =1FD051+M1-1MM720	Kabel M12/offen 301254695506	4x0,34mm²	5m	1MM720	intern internal
=1FD051-60W2	=1FD051+R10-10K6 =1FD051+M1-1MM721	Kabel M12/offen 301254695506	4x0,34mm²	5m	1MM721	intern internal
=1FD051-61W40	=1FD003+M1-60K1 =1FD051+M1-1BG40.1	Kabel M12/M12 301254695560	4x0,34mm²	2m	1MM40 geschlossen 1MM40 closed	intern internal
=1FD052-20W1	=1FD052+R11-XV50 =1FD052+M1-20BF1	KABEL M12/OFFEN 301268819042	4x0,34mm²	10m	Durchfluss Ventil 1 Flow Valve 1	Intern Internal
	=1FD052+R11-10K10					
=1FD052-20W2	=1FD052+R11-XV50 =1FD052+M1-20BF2	KABEL M12/OFFEN 301268819042	4x0,34mm²	10m	Durchfluss Ventil 2 Flow Valve 2	Intern Internal
	=1FD052+R11-10K10					
=1FD052-20W3	=1FD052+R11-XV50 =1FD052+M1-20BF3	KABEL M12/OFFEN 301268819042	4x0,34mm²	10m	Durchfluss Ventil 3 Flow Valve 3	Intern Internal
	=1FD052+R11-10K10					
=1FD052-20W4	=1FD052+R11-XV50 =1FD052+M1-20BF4	KABEL M12/OFFEN 301268819042	4x0,34mm²	10m	Durchfluss Ventil 4 Flow Valve 4	Intern Internal
	=1FD052+R11-10K10					
=1FD052-20W5	=1FD052+R11-XV50 =1FD052+M1-20BF5	KABEL M12/OFFEN 301268819042	4x0,34mm²	10m	Durchfluss Ventil 5 Flow Valve 5	Intern Internal
	=1FD052+R11-10K10					

Schutzvermerk ISO 16016 beachten / Refer to protection notice ISO 16016.

Übersicht Kabel
overview Cable

Bezeichnung Kabel Designation Cable	von from nach to	Typ Type	Adern Wires	Länge Length	Funktion Function	Lieferung Delivery
=1FD052-20W6	=1FD052+R11-XV50 =1FD052+M1-20BF6	KABEL M12/OFFEN 301268819042	4x0,34mm²	10m	Durchfluss Ventil 6 Flow Valve 6	Intern Internal
	=1FD052+R11-10K10					
=1FD052-20W7	=1FD052+R11-XV50 =1FD052+M1-20BF7	KABEL M12/OFFEN 301268819042	4x0,34mm²	10m	Durchfluss Ventil 7 Flow Valve 7	Intern Internal
	=1FD052+R11-10K10					
=1FD052-20W8	=1FD052+R11-XV50 =1FD052+M1-20BF8	KABEL M12/OFFEN 301268819042	4x0,34mm²	10m	Durchfluss Ventil 8 Flow Valve 8	Intern Internal
	=1FD052+R11-10K10					
=1FD052-21W9	=1FD052+R11-XV50 =1FD052+M1-21BF9	KABEL M12/OFFEN 301268819042	4x0,34mm²	10m	Durchfluss Ventil 9 Flow Valve 9	Intern Internal
	=1FD052+R11-10K10					
=1FD052-21W10	=1FD052+R11-XV50 =1FD052+M1-21BF10	KABEL M12/OFFEN 301268819042	4x0,34mm²	10m	Durchfluss Ventil 10 Flow Valve 10	Intern Internal
	=1FD052+R11-10K10					
=1FD052-21W11	=1FD052+R11-XV50 =1FD052+M1-21BF11	KABEL M12/OFFEN 301268819042	4x0,34mm²	10m	Durchfluss Ventil 11 Flow Valve 11	Intern Internal
	=1FD052+R11-10K10					
=1FD052-21W12	=1FD052+R11-XV50 =1FD052+M1-21BF12	KABEL M12/OFFEN 301268819042	4x0,34mm²	10m	Durchfluss Ventil 12 Flow Valve 12	Intern Internal
	=1FD052+R11-10K10					
=1FD052-21W13	=1FD052+R11-XV50 =1FD052+M1-21BF13	KABEL M12/OFFEN 301268819042	4x0,34mm²	10m	Durchfluss Ventil 13 Flow Valve 13	Intern Internal
	=1FD052+R11-10K10					
=1FD052-21W14	=1FD052+R11-XV50 =1FD052+M1-21BF14	KABEL M12/OFFEN 301268819042	4x0,34mm²	10m	Durchfluss Ventil 14 Flow Valve 14	Intern Internal
	=1FD052+R11-10K10					
=1FD052-21W15	=1FD052+R11-XV50 =1FD052+M1-21BF15	KABEL M12/OFFEN 301268819042	4x0,34mm²	10m	Durchfluss Ventil 15 Flow Valve 15	Intern Internal
	=1FD052+R11-10K10					
=1FD052-21W16	=1FD052+R11-XV50 =1FD052+M1-21BF16	KABEL M12/OFFEN 301268819042	4x0,34mm²	10m	Durchfluss Ventil 16 Flow Valve 16	Intern Internal
	=1FD052+R11-10K10					
=1FD052-22W17	=1FD052+R11-XV50 =1FD052+M1-22BF17	KABEL M12/OFFEN 301268819042	4x0,34mm²	10m	Durchfluss Ventil 17 Flow Valve 17	Intern Internal
	=1FD052+R11-10K11					

Schutzvermerk ISO 16016 beachten / Refer to protection notice ISO 16016.

Übersicht Kabel
overview Cable

Bezeichnung Kabel Designation Cable	von from nach to	Typ Type	Adern Wires	Länge Length	Funktion Function	Lieferung Delivery
=1FD052-22W18	=1FD052+R11-XV50 =1FD052+M1-22BF18	KABEL M12/OFFEN 301268819042	4x0,34mm²	10m	Durchfluss Ventil 18 Flow Valve 18	Intern Internal
	=1FD052+R11-10K11					
=1FD052-22W19	=1FD052+R11-XV50 =1FD052+M1-22BF19	KABEL M12/OFFEN 301268819042	4x0,34mm²	10m	Durchfluss Ventil 19 Flow Valve 19	Intern Internal
	=1FD052+R11-10K11					
=1FD052-22W20	=1FD052+R11-XV50 =1FD052+M1-22BF20	KABEL M12/OFFEN 301268819042	4x0,34mm²	10m	Durchfluss Ventil 20 Flow Valve 20	Intern Internal
	=1FD052+R11-10K11					
=1FD052-22W21	=1FD052+R11-XV50 =1FD052+M1-22BF21	KABEL M12/OFFEN 301268819042	4x0,34mm²	10m	Durchfluss Ventil 21 Flow Valve 21	Intern Internal
	=1FD052+R11-10K11					
=1FD052-22W22	=1FD052+R11-XV50 =1FD052+M1-22BF22	KABEL M12/OFFEN 301268819042	4x0,34mm²	10m	Durchfluss Ventil 22 Flow Valve 22	Intern Internal
	=1FD052+R11-10K11					
=1FD052-22W23	=1FD052+R11-XV50 =1FD052+M1-22BF23	KABEL M12/OFFEN 301268819042	4x0,34mm²	10m	Durchfluss Ventil 23 Flow Valve 23	Intern Internal
	=1FD052+R11-10K11					
=1FD052-22W24	=1FD052+R11-XV50 =1FD052+M1-22BF24	KABEL M12/OFFEN 301268819042	4x0,34mm²	10m	Durchfluss Ventil 24 Flow Valve 24	Intern Internal
	=1FD052+R11-10K11					
=1FD052-23W25	=1FD052+R11-XV50 =1FD052+M1-23BF25	KABEL M12/OFFEN 301268819042	4x0,34mm²	10m	Durchfluss Ventil 25 Flow Valve 25	Intern Internal
	=1FD052+R11-10K11					
=1FD052-23W26	=1FD052+R11-XV50 =1FD052+M1-23BF26	KABEL M12/OFFEN 301268819042	4x0,34mm²	10m	Durchfluss Ventil 26 Flow Valve 26	Intern Internal
	=1FD052+R11-10K11					
=1FD052-23W27	=1FD052+R11-XV50 =1FD052+M1-23BF27	KABEL M12/OFFEN 301268819042	4x0,34mm²	10m	Durchfluss Ventil 27 Flow Valve 27	Intern Internal
	=1FD052+R11-10K11					
=1FD052-23W28	=1FD052+R11-XV50 =1FD052+M1-23BF28	KABEL M12/OFFEN 301268819042	4x0,34mm²	10m	Durchfluss Ventil 28 Flow Valve 28	Intern Internal
	=1FD052+R11-10K11					
=1FD052-23W29	=1FD052+R11-XV50 =1FD052+M1-23BF29	KABEL M12/OFFEN 301268819042	4x0,34mm²	10m	Durchfluss Ventil 29 Flow Valve 29	Intern Internal
	=1FD052+R11-10K11					

Schutzvermerk ISO 16016 beachten / Refer to protection notice ISO 16016.

Übersicht Kabel
overview Cable

Bezeichnung Kabel Designation Cable	von from nach to	Typ Type	Adern Wires	Länge Length	Funktion Function	Lieferung Delivery
=1FD052-23W30	=1FD052+R11-XV50 =1FD052+M1-23BF30	KABEL M12/OFFEN 301268819042	4x0,34mm²	10m	Durchfluss Ventil 30 Flow Valve 30	Intern Internal
	=1FD052+R11-10K11					
=1FD052-23W31	=1FD052+R11-XV50 =1FD052+M1-23BF31	KABEL M12/OFFEN 301268819042	4x0,34mm²	10m	Durchfluss Ventil 31 Flow Valve 31	Intern Internal
	=1FD052+R11-10K11					
=1FD052-23W32	=1FD052+R11-XV50 =1FD052+M1-23BF32	KABEL M12/OFFEN 301268819042	4x0,34mm²	10m	Durchfluss Ventil 32 Flow Valve 32	Intern Internal
	=1FD052+R11-10K11					
=1FD052-24W33	=1FD052+R11-XV50 =1FD052+M1-24BF33	KABEL M12/OFFEN 301268819042	4x0,34mm²	10m	Durchfluss Ventil 33 Flow Valve 33	Intern Internal
	=1FD052+R11-10K12					
=1FD052-24W34	=1FD052+R11-XV50 =1FD052+M1-24BF34	KABEL M12/OFFEN 301268819042	4x0,34mm²	10m	Durchfluss Ventil 34 Flow Valve 34	Intern Internal
	=1FD052+R11-10K12					
=1FD052-24W35	=1FD052+R11-XV50 =1FD052+M1-24BF35	KABEL M12/OFFEN 301268819042	4x0,34mm²	10m	Durchfluss Ventil 35 Flow Valve 35	Intern Internal
	=1FD052+R11-10K12					
=1FD052-24W36	=1FD052+R11-XV50 =1FD052+M1-24BF36	KABEL M12/OFFEN 301268819042	4x0,34mm²	10m	Durchfluss Ventil 36 Flow Valve 36	Intern Internal
	=1FD052+R11-10K12					
=1FD052-24W37	=1FD052+R11-XV50 =1FD052+M1-24BF37	KABEL M12/OFFEN 301268819042	4x0,34mm²	10m	Durchfluss Ventil 37 Flow Valve 37	Intern Internal
	=1FD052+R11-10K12					
=1FD052-24W38	=1FD052+R11-XV50 =1FD052+M1-24BF38	KABEL M12/OFFEN 301268819042	4x0,34mm²	10m	Durchfluss Ventil 38 Flow Valve 38	Intern Internal
	=1FD052+R11-10K12					
=1FD052-24W39	=1FD052+R11-XV50 =1FD052+M1-24BF39	KABEL M12/OFFEN 301268819042	4x0,34mm²	10m	Durchfluss Ventil 39 Flow Valve 39	Intern Internal
	=1FD052+R11-10K12					
=1FD052-24W40	=1FD052+R11-XV50 =1FD052+M1-24BF40	KABEL M12/OFFEN 301268819042	4x0,34mm²	10m	Durchfluss Ventil 40 Flow Valve 40	Intern Internal
	=1FD052+R11-10K12					
=1FD052-25W41	=1FD052+R11-XV50 =1FD052+M1-25BF41	KABEL M12/OFFEN 301268819042	4x0,34mm²	10m	Durchfluss Ventil 41 Flow Valve 41	Intern Internal
	=1FD052+R11-10K12					

Schutzvermerk ISO 16016 beachten / Refer to protection notice ISO 16016.

Übersicht Kabel
overview Cable

Bezeichnung Kabel Designation Cable	von from nach to	Typ Type	Adern Wires	Länge Length	Funktion Function	Lieferung Delivery
=1FD052-25W42	=1FD052+R11-XV50 =1FD052+M1-25BF42	KABEL M12/OFFEN 301268819042	4x0,34mm²	10m	Durchfluss Ventil 42 Flow Valve 42	Intern Internal
	=1FD052+R11-10K12					
=1FD052-25W43	=1FD052+R11-XV50 =1FD052+M1-25BF43	KABEL M12/OFFEN 301268819042	4x0,34mm²	10m	Durchfluss Ventil 43 Flow Valve 43	Intern Internal
	=1FD052+R11-10K12					
=1FD052-25W44	=1FD052+R11-XV50 =1FD052+M1-25BF44	KABEL M12/OFFEN 301268819042	4x0,34mm²	10m	Durchfluss Ventil 44 Flow Valve 44	Intern Internal
	=1FD052+R11-10K12					
=1FD052-25W45	=1FD052+R11-XV50 =1FD052+M1-25BF45	KABEL M12/OFFEN 301268819042	4x0,34mm²	10m	Durchfluss Ventil 45 Flow Valve 45	Intern Internal
	=1FD052+R11-10K12					
=1FD052-25W46	=1FD052+R11-XV50 =1FD052+M1-25BF46	KABEL M12/OFFEN 301268819042	4x0,34mm²	10m	Durchfluss Ventil 46 Flow Valve 46	Intern Internal
	=1FD052+R11-10K12					
=1FD052-25W47	=1FD052+R11-XV50 =1FD052+M1-25BF47	KABEL M12/OFFEN 301268819042	4x0,34mm²	10m	Durchfluss Ventil 47 Flow Valve 47	Intern Internal
	=1FD052+R11-10K12					
=1FD052-25W48	=1FD052+R11-XV50 =1FD052+M1-25BF48	KABEL M12/OFFEN 301268819042	4x0,34mm²	10m	Durchfluss Ventil 48 Flow Valve 48	Intern Internal
	=1FD052+R11-10K12					
=1FD052-26W49	=1FD052+R11-XV50 =1FD052+M1-26BF49	KABEL M12/OFFEN 301268819042	4x0,34mm²	10m	Durchfluss Ventil 49 Flow Valve 49	Intern Internal
	=1FD052+R11-10K13					
=1FD052-26W50	=1FD052+R11-XV50 =1FD052+M1-26BF50	KABEL M12/OFFEN 301268819042	4x0,34mm²	10m	Durchfluss Ventil 50 Flow Valve 50	Intern Internal
	=1FD052+R11-10K13					
=1FD052-26W51	=1FD052+R11-XV50 =1FD052+M1-26BF51	KABEL M12/OFFEN 301268819042	4x0,34mm²	10m	Durchfluss Ventil 51 Flow Valve 51	Intern Internal
	=1FD052+R11-10K13					
=1FD052-26W52	=1FD052+R11-XV50 =1FD052+M1-26BF52	KABEL M12/OFFEN 301268819042	4x0,34mm²	10m	Durchfluss Ventil 52 Flow Valve 52	Intern Internal
	=1FD052+R11-10K13					
=1FD052-26W53	=1FD052+R11-XV50 =1FD052+M1-26BF53	KABEL M12/OFFEN 301268819042	4x0,34mm²	10m	Durchfluss Ventil 53 Flow Valve 53	Intern Internal
	=1FD052+R11-10K13					

Schutzvermerk ISO 16016 beachten / Refer to protection notice ISO 16016.

Übersicht Kabel
overview Cable

Bezeichnung Kabel Designation Cable	von from nach to	Typ Type	Adern Wires	Länge Length	Funktion Function	Lieferung Delivery
=1FD052-26W54	=1FD052+R11-XV50 =1FD052+M1-26BF54	KABEL M12/OFFEN 301268819042	4x0,34mm²	10m	Durchfluss Ventil 54 Flow Valve 54	Intern Internal
	=1FD052+R11-10K13					
=1FD052-26W55	=1FD052+R11-XV50 =1FD052+M1-26BF55	KABEL M12/OFFEN 301268819042	4x0,34mm²	10m	Durchfluss Ventil 55 Flow Valve 55	Intern Internal
	=1FD052+R11-10K13					
=1FD052-26W56	=1FD052+R11-XV50 =1FD052+M1-26BF56	KABEL M12/OFFEN 301268819042	4x0,34mm²	10m	Durchfluss Ventil 56 Flow Valve 56	Intern Internal
	=1FD052+R11-10K13					
=1FD052-27W57	=1FD052+R11-XV50 =1FD052+M1-27BF57	KABEL M12/OFFEN 301268819042	4x0,34mm²	10m	Durchfluss Ventil 57 Flow Valve 57	Intern Internal
	=1FD052+R11-10K13					
=1FD052-27W58	=1FD052+R11-XV50 =1FD052+M1-27BF58	KABEL M12/OFFEN 301268819042	4x0,34mm²	10m	Durchfluss Ventil 58 Flow Valve 58	Intern Internal
	=1FD052+R11-10K13					
=1FD052-27W59	=1FD052+R11-XV50 =1FD052+M1-27BF59	KABEL M12/OFFEN 301268819042	4x0,34mm²	10m	Durchfluss Ventil 59 Flow Valve 59	Intern Internal
	=1FD052+R11-10K13					
=1FD052-27W60	=1FD052+R11-XV50 =1FD052+M1-27BF60	KABEL M12/OFFEN 301268819042	4x0,34mm²	10m	Durchfluss Ventil 60 Flow Valve 60	Intern Internal
	=1FD052+R11-10K13					
=1FD060-1W290	=1FD003+M1-62K1 =1FD060+M1-1BG290.1	Kabel M12/M12 301254695561	4x0,34mm²	5m	1MM290 geschlossen 1MM290 closed	intern internal
=1FD060-1W300	=1FD003+M1-61K1 =1FD060+M1-1BG300.1	Kabel M12/M12 301254695561	4x0,34mm²	5m	1MM300 geschlossen 1MM300 closed	intern internal
=1FD060-2W310	=1FD003+M1-62K1 =1FD060+M1-1BG310.1	Kabel M12/M12 301254695561	4x0,34mm²	5m	1MM310 geschlossen 1MM310 closed	intern internal
=1FD060-2W330	=1FD003+M1-61K1 =1FD060+M1-1BG330.1	Kabel M12/M12 301254695561	4x0,34mm²	5m	1MM330 geschlossen 1MM330 closed	intern internal
=1FD060-2W340	=1FD003+M1-62K1 =1FD060+M1-1BG340.1	Kabel M12/M12 301254695561	4x0,34mm²	5m	1MM340 geschlossen 1MM340 closed	intern internal
=1FD060-3W350	=1FD003+M1-62K1 =1FD060+M1-1BG350.1	Kabel M12/M12 301254695510	4x0,34mm²	5m	1MM350 geschlossen 1MM350 closed	intern internal
=1FD060-3W370	=1FD005+M1-272K611 =1FD060+M1-1BG370.1	Kabel M12/M12 301254695561	4x0,34mm²	5m	1MM370 Kanal A geschlossen 1MM370 channel A closed	intern internal
=1FD060-4W380	=1FD005+M1-272K611 =1FD060+M1-1BG380.1	Kabel M12/M12 301254695561	4x0,34mm²	5m	1MM380 Kanal A geschlossen 1MM380 channel A closed	intern internal
=1FD060-4W390	=1FD005+M1-270K601 =1FD060+M1-1BG390.1	Kabel M12/M12 301254695561	4x0,34mm²	5m	1MM390 Kanal A geschlossen 1MM390 channel A closed	intern internal
=1FD060-4W400	=1FD003+M1-60K1 =1FD060+M1-1BG400.1	Kabel M12/M12 301254695561	4x0,34mm²	5m	1MM400 geschlossen 1MM400 closed	intern internal

Schutzvermerk ISO 16016 beachten / Refer to protection notice ISO 16016.

Übersicht Kabel
overview Cable

Bezeichnung Kabel Designation Cable	von from nach to	Typ Type	Adern Wires	Länge Length	Funktion Function	Lieferung Delivery
=1FD060-5W410	=1FD003+M1-61K1 =1FD060+M1-1BG410.1	Kabel M12/M12 301254695561	4x0,34mm²	5m	1MM410 geschlossen 1MM410 closed	intern internal
=1FD060-6W450	=1FD005+M1-272K611 =1FD060+M1-1BG450.1	Kabel M12/M12 301254695561	4x0,34mm²	5m	1MM450 Kanal A geschlossen 1MM450 channel A closed	intern internal
=1FD060-6W455	=1FD003+M1-63K1 =1FD060+M1-1BG455.1	Kabel M12/M12 301254695561	4x0,34mm²	5m	1MM455 geschlossen 1MM455 closed	intern internal
=1FD060-7W500	=1FD003+M1-61K1 =1FD060+M1-1BG500.1	Kabel M12/M12 301254695561	4x0,34mm²	5m	1MM500 geschlossen 1MM500 closed	intern internal
=1FD060-40W190	=1FD003+M1-50K1 =1FD060+M1-1BP190	Kabel M12/M12 301254690325	4x0,34mm²	4m	1BP190 Druck Istwert Produkt Vordruck 1BP190 Pressure Actual Value Product Pre-Pressure	intern internal
=1FD060-40W200	=1FD003+M1-50K1 =1FD060+M1-1BP200	Kabel M12/M12 301254690325	4x0,34mm²	4m	1BP200 Druck Istwert Produkt 1BP200 Pressure Actual Value Product	intern internal
=1FD060-40W220	=1FD003+M1-53K1 =1FD060+M1-1BP220	Kabel M12/M12 301254695561	4x0,34mm²	5m	1BP220 Druck Istwert CO^2 1BP220 Pressure Actual Value CO^2	intern internal
=1FD060-41W240	=1FD003+M1-53K1 =1FD060+M1-1BP240	Kabel M12/M12 301254695561	4x0,34mm²	5m	1BP240 Druck Istwert Wasser 1BP240 Pressure Actual Value Water	Intern Internal
=1FD060-42W230	=1FD003+M1-50K1 =1FD060+M1-1BT230	Kabel M12/M12 301254690325	4x0,34mm²	4m	1BT230 Temperatur Istwert Produkt Vorlauf 1BT230 Temperature Actual Value Product Feed line	intern internal
=1FD060-44W460	=1FD060+M1-44T1 =1FD060+M1-44K460	Kabel M12/M12 301254695561	4x0,34mm²	5m	1MM460 Sollwert Regelventil Kessel Niveau 1MM460 set value Control valve Boiler Level	Intern Internal
=1FD060-45W31	=1FD003+M1-51K1 =1FD060+M1-45K31	Kabel M12/M12 301254695562	4x0,34mm²	10m	Druckregelventil Tulpen Steuerung Pressure control valve Bottle Clamping Control	intern internal
=1FD060-45W32	=1FD003+M1-51K1 =1FD060+M1-45K32	Kabel M12/M12 301254695562	4x0,34mm²	10m	Druckregelventil Füllventil Pressure control valve Filling valve	intern internal
=1FD060-46W1	=1FD003+M1-53K1 =1FD060+M1-1BP60	Kabel M12/M12 301254690542	3x0,34mm²	5m	1BP60 Druckwächter Versorgungsluft 1BP60 Pressure control device Supply Air	Intern Internal
=1FD060-48W1	=1FD003+M1-51K1 =1FD060+M1-48S1	Kabel M12/M12 301254690542	3x0,34mm²	5m		Intern Internal
=1FD070-1W30	=1FD003+M1-60K1 =1FD070+M1-1BG30.1	Kabel M12/M12 301254690542	3x0,34mm²	5m	1MM30 geschlossen 1MM30 closed	intern internal
=1FD070-1W50	=1FD003+M1-60K1 =1FD070+M1-1BG50.2	Kabel M12/M12 301254690542	3x0,34mm²	5m	1MM50 offen 1MM50 open	intern internal
=1FD070-1W60	=1FD003+M1-60K1 =1FD070+M1-1BG60.2	Kabel M12/M12 301254690542	3x0,34mm²	5m	1MM60 offen 1MM60 open	intern internal
=1FD070-2W70	=1FD003+M1-60K1 =1FD070+M1-1BG70.1	Kabel M12/M12 301254690542	3x0,34mm²	5m	1MM70 geschlossen 1MM70 closed	intern internal
=1FD070-2W110	=1FD005+M1-276K631 =1FD070+M1-1BG110.1	Kabel M12/M12 301254695561	4x0,34mm²	5m	1MM110 Kanal A geschlossen 1MM110 channel A closed	intern internal
=1FD070-3W320	=1FD003+M1-61K1 =1FD070+M1-1BG320.1	Kabel M12/M12 301254690542	3x0,34mm²	5m	1MM320 geschlossen 1MM320 closed	intern internal
=1FD070-4W340	=1FD003+M1-61K1 =1FD070+M1-1BG340.2	Kabel M12/M12 301254690542	3x0,34mm²	5m	1MM340 offen 1MM340 open	intern internal
=1FD070-4W350	=1FD003+M1-60K1 =1FD070+M1-1BG350.1	Kabel M12/M12 301254690542	3x0,34mm²	5m	1MM350 geschlossen 1MM350 closed	intern internal
=1FD070-4W360	=1FD003+M1-60K1 =1FD070+M1-1BG360.2	Kabel M12/M12 301254690542	3x0,34mm²	5m	1MM360 offen 1MM360 open	intern internal
=1FD070-5W370	=1FD003+M1-60K1 =1FD070+M1-1BG370.1	Kabel M12/M12 301254690542	3x0,34mm²	5m	1MM370 geschlossen 1MM370 closed	intern internal

Schutzvermerk ISO 16016 beachten / Refer to protection notice ISO 16016.

Übersicht Kabel
overview Cable

Bezeichnung Kabel Designation Cable	von from nach to	Typ Type	Adern Wires	Länge Length	Funktion Function	Lieferung Delivery
=1FD070-7W720	=1FD003+M1-61K1 =1FD070+M1-1BG720.1	Kabel M12/M12 301254690542	3x0,34mm²	5m	1MM720 geschlossen 1MM720 closed	intern internal
=1FD070-7W730	=1FD003+M1-62K1 =1FD070+M1-1BG730.2	Kabel M12/M12 301254690542	3x0,34mm²	5m	1MM730 offen 1MM730 open	intern internal
=1FD070-7W740	=1FD005+M1-270K601 =1FD070+M1-1BG740.1	Kabel M12/M12 301254690325	4x0,34mm²	4m	1MM740 Kanal A geschlossen 1MM740 channel A closed	intern internal
=1FD070-44W710	=1FD070+M1-44K710 =1FD070+M1-44T1	Kabel M12/M12 301254695561	4x0,34mm²	5m	1MM710 Sollwert Regelventil Spanngas 1MM710 set value Control valve Counter Gas	Intern Internal
=1FD078-2W80	=1FD078+S1-X2 =1FD078+M1-1BF80	Kabel M12/offen 301268819031	4x0,34mm²	10m	1BF80 Durchfluss CO² Unterdeckelbegasung 1BF80 Flow CO² Undercover gassing	intern internal
=1FD078-2W80.1	=1FD078+S1-PE =1FD078+M1-1BF80	H07V-K 301254131210	1x6mm²		1BF80 Durchfluss CO² Unterdeckelbegasung 1BF80 Flow CO² Undercover gassing	beigestellt supplied
=1FD083-1W50	=1FD005+M1-272K611 =1FD083+M1-1BG50.1	Kabel M12/M12 301254695561	4x0,34mm²	5m	1MM50 Kanal A geschlossen 1MM50 channel A closed	intern internal
=1FD083-1W70	=1FD005+M1-276K631 =1FD083+M1-1BG70.1	Kabel M12/M12 301254695561	4x0,34mm²	5m	1MM70 Kanal A geschlossen 1MM70 channel A closed	intern internal
=1FD083-1W80	=1FD005+M1-276K631 =1FD083+M1-1BG80.1	Kabel M12/M12 301254695561	4x0,34mm²	5m	1MM80 Kanal A geschlossen 1MM80 channel A closed	intern internal
=1FD083-2W150	=1FD005+M1-276K631 =1FD083+M1-1BG150.1	Kabel M12/M12 301254695510	4x0,34mm²	5m	1MM150 Kanal A geschlossen 1MM150 channel A closed	intern internal
=1FD083-42W60	=1FD003+M1-52K1 =1FD083+M1-1BT60	Kabel M12/M12 301254695671	4x0,34mm²	3m	1BT60 Temperatur Istwert Heißwasser 1BT60 Temperature Actual Value Hot water	intern internal
=1FD930-1W1	=1FD930+S1-X9 =EXTERN+CSW-X	(H)05VV5-F N UL TC 301253220306	7G18AWG		Deckelzufuhr Lid Supply	extern external
=1FD980-5W1	=1FD980+S1-X5 =EXTERN+CIP-X	(H)05VV5-F N UL TC 301253220326	5G18AWG		Signalaustausch CIP Signal Interchange CIP	extern external
=1FD981-5W1	=1FD981+S1-X5 =EXTERN+PRL-X	(H)05VV5-F N UL TC 301253220326	5G18AWG		Signalaustausch Produktlinie Signal Interchange Product Station	extern external
=1FD990-4W1	=1FD990+S1-X9 =EXTERN+TR-X	(H)05VV5-F N UL TC 301253220336	2x16AWG		Signalaustausch Transport Signal Interchange Transport	extern external
=1FD990-6W1	=1FD990+S1-X5 =EXTERN+TR-X	(H)05VV5-F N UL TC 301253220317	12G18AWG		Transport Transport	extern external

Schutzvermerk ISO 16016 beachten / Refer to protection notice ISO 16016.

Bezeichnung Klemmenleiste
Designation Terminal strip
=1FD001+S1-X1

1	
2	
3	
4	
5	
6	
7	
8	
9	
10	
11	

1	=1FD001-6W1 2x1,5mm² 3m
2	
3	
4	
5	
6	
7	
8	
9	
10	
11	

Typ Type	1	2	3	4	5	6	7	8	9	10	11	Bezeichnung (Quelle) Designation (Source)	Anschluss Connection	Anschluss Beschreibung Connection Description	Klemmenbezeichnung Terminal designation	Brücken Jumpers	Bezeichnung (Ziel) Designation (Target)	Anschluss Connection	11	10	9	8	7	6	5	4	3	2	1	Seite / Spalte Page / Column
PT 2,5 3209510												=1FD001+S1-6S1	22		10		=1FD001+S1-6E1	XI:L											BN	=1FD001/6.1
PT 2,5 3209510												=1FD001+S1-5XT1	1		11		=1FD001+S1-6E1	XI:N											BU	=1FD001/6.2
PT 2,5 3209510												=1FD001+S1-6F1	2		12		=1FD001+S1-8X1	FU:1												=1FD001/8.3
PT 2,5 3209510												=1FD014+S1-1G1	N		13		=1FD001+S1-8X1	LINE:N												=1FD001/8.5
PT 2,5 PE 3209536												+S1-WE	PE		14		=1FD001+S1-8X1	LINE:G												=1FD001/8.5
PT 2,5 3209510												=1FD001+S1-9F1	2		15		=1FD001+S1-9E1	-X1:L1												=1FD001/9.1
PT 2,5 3209510												=1FD001+S1-9F1	4		16		=1FD001+S1-9E1	-X1:L2												=1FD001/9.1
PT 2,5 3209510												=1FD001+S1-9F1	6		17		=1FD001+S1-9E1	-X1:L3												=1FD001/9.1
PT 2,5 PE 3209536															18		=1FD001+S1-9E1	-X1:PE												=1FD001/9.2

Schutzvermerk ISO 16016 beachten / Refer to protection notice ISO 16016.

0		1		2	3	4	5	6	7	8	9	
Erstellungsdatum Date of creation	25.06.2021	Änderungsdatum Modification date	25.06.2021	Kunde Customer Indianapolis Blue Marble USA		KHS	Klemmenplan =1FD001+S1-X1 Terminal diagram =1FD001+S1-X1		Auftragsnummer Order Number K-89407962-000100	Vorherige Seite Previous page =1FD1000/16	Folgeblatt Next Sheet 2	
Name Name	T. Braun	Name Name	schoeffel						Maschine Machine Innofill Can C	=1FD1021		Blatt Sheet 1
Version Version	14	Prüfung Check										

Bezeichnung Klemmenleiste
Designation Terminal strip
=1FD002+S1-X2
Steuerspannung
Control voltage

Typ Type	1	2	3	4	5	6	7	8	9	10	11	Bezeichnung (Quelle) Designation (Source)	Anschluss Connection	Anschluss Beschreibung Connection Description	Klemmenbezeichnung Terminal designation	Brücken Jumpers	Bezeichnung (Ziel) Designation (Target)	Anschluss Connection	11	10	9	8	7	6	5	4	3	2	1	Seite / Spalte Page / Column
PT 10 3212120												=1FD002+S1-1G2	X1.4		2		=1FD002+S1-1XT1	1													=1FD002/1.1
PT 10 3212120												=1FD002+S1-1G2	X1.6		2																=1FD002/1.1
PT 10 3212120												=1FD002+S1-XV2	1:a		2																=1FD002/1.2
PT 10 3212120												=1FD002+S1-XV2	11:a		2																=1FD002/1.2

Schutzvermerk ISO 16016 beachten / Refer to protection notice ISO 16016.

0		1		2	3	4	5	6	7	8	9
Erstellungsdatum Date of creation	25.06.2021	Änderungsdatum Modification date	25.06.2021	Kunde Customer Indianapolis Blue Marble USA	KHS	Klemmenplan =1FD002+S1-X2 Terminal diagram =1FD002+S1-X2			Auftragsnummer Order Number K-89407962-000100	Vorherige Seite Previous page 1	Folgeblatt Next Sheet 3
Name Name	T. Braun	Name Name	schoeffel						Maschine Machine Innofill Can C	=1FD1021	Blatt Sheet 2
Version Version	14	Prüfung Check									

Bezeichnung Potentialverteilung
Designation Distribution of potential
=1FD002+S1-XV1
Potential Verteiler XV1
Potential Distributor XV1

Typ Type	1	2	3	4	5	6	7	8	9	10	11	Bezeichnung (Quelle) Designation (Source)	Anschluss Connection	Anschluss Beschreibung Connection Description	Klemmenbezeichnung Terminal designation	Brücken Jumpers	Bezeichnung (Ziel) Designation (Target)	Anschluss Connection	11	10	9	8	7	6	5	4	3	2	1	Seite / Spalte Page / Column
3031047															1 .0		=1FD000+S1-80K1	L1												=1FD002/10.2
															.1		=1FD001+S1-9E1	-X1:4												
															.2		=1FD001+S1-1F1	14												
															.3		=1FD003+S1-1K1	-X80:1												
															.4		=1FD003+S1-1K1	-X80:4												
															.5		=1FD003+S1-1K2	-X10:19												
															.6		=1FD003+S1-20K1	1												
															.7															
															a		=1FD002+S1-3F1	1												
3031047															2 .0															=1FD002/10.3
															.1															
															.2		=1FD014+S1-1F1	13												
															.3		=1FD036+S1-3A3710	+												
															.4		=1FD014+S1-2T1	X2:9												
															.5		=1FD036+S1-3K3713	13												
															.6		=1FD014+S1-2T1	X2:5												
															.7															
															a															
3031047															3 .0															=1FD002/10.4
															.1		=1FD038+S1-1T1.2	36												
															.2		=1FD010+S1-30QA2	13												
															.3		=1FD930+S1-X9	1												
															.4		=1FD045+S1-X2	+												
															.5															
															.6		=1FD039+S1-1T1.2	36												
															.7															
															a															

0		1		2	3	4	5	6	7	8	9
Erstellungsdatum Date of creation	25.06.2021	Änderungsdatum Modification date	25.06.2021	Kunde Customer Indianapolis Blue Marble USA	KHS	Klemmenplan =1FD002+S1-XV1 Terminal diagram =1FD002+S1-XV1	Auftragsnummer Order Number K-89407962-000100	Vorherige Seite Previous page 2	Folgeblatt Next Sheet 4		
Name Name	T. Braun	Name Name	schoeffel				Maschine Machine Innofill Can C	=1FD1021	Blatt Sheet 3		
Version Version	14	Prüfung Check									

Schutzvermerk ISO 16016 beachten / Refer to protection notice ISO 16016.

Bezeichnung Potentialverteilung
Designation Distribution of potential
=1FD002+S1-XV1
Potential Verteiler XV1
Potential Distributor XV1

Typ Type	1	2	3	4	5	6	7	8	9	10	11	Bezeichnung (Quelle) Designation (Source)	Anschluss Connection	Anschluss Beschreibung Connection Description	Klemmenbezeichnung Terminal designation	Brücken Jumpers	Bezeichnung (Ziel) Designation (Target)	Anschluss Connection	11	10	9	8	7	6	5	4	3	2	1	Seite / Spalte Page / Column
3031047															4 .0		=1FD051+S1-3K200	IF1:24												=1FD002/10.5
															.1		=1FD010+S1-30QA2	73												
															.2		=1FD999+S1-1K1	+												
															.3		=1FD005+S1-3K037	-X4:2												
															.4		=1FD050+S1-X50	07												
															.5		=1FD005+S1-3K037	-X4:3												
															.6		=1FD962+S1-1K1	+												
															.7															
															a															
3031047															5 .0		=1FD005+S1-35K1	X3:63												=1FD002/10.7
															.1		=1FD004+S1-2P1	1												
															.2															
															.3															
															.4															
															.5															
															.6															
															.7															
															a															

Schutzvermerk ISO 16016 beachten / Refer to protection notice ISO 16016.

0		1		2	3	4	5	6	7	8	9
Erstellungsdatum Date of creation	25.06.2021	Änderungsdatum Modification date	25.06.2021	Kunde Customer Indianapolis Blue Marble USA	KHS	Klemmenplan =1FD002+S1-XV1 Terminal diagram =1FD002+S1-XV1			Auftragsnummer Order Number K-89407962-000100	Vorherige Seite Previous page 3	Folgeblatt Next Sheet 5
Name Name	T. Braun	Name Name	schoeffel						Maschine Machine Innofill Can C	=1FD1021	Blatt Sheet 4
Version Version	14	Prüfung Check									

Bezeichnung Potentialverteilung
Designation Distribution of potential

=1FD002+S1-XV1.2

Potential Verteiler XV1.2
Potential Distributor XV1.2

Typ Type	1	2	3	4	5	6	7	8	9	10	11	Bezeichnung (Quelle) Designation (Source)	Anschluss Connection	Anschluss Beschreibung Connection Description	Klemmenbezeichnung Terminal designation	Brücken Jumpers	Bezeichnung (Ziel) Designation (Target)	Anschluss Connection	11	10	9	8	7	6	5	4	3	2	1	Seite / Spalte Page / Column
3031047															1 .0		=1FD003+S1-X2	10												=1FD002/12.7
															.1		=1FD003+S1-X2	12												
															.2		=1FD078+S1-X2	F80												
															.3															
															.4															
															.5															
															.6															
															.7															
															a		=1FD002+S1-3F2	1												

Schutzvermerk ISO 16016 beachten / Refer to protection notice ISO 16016.

Bezeichnung Potentialverteilung
Designation Distribution of potential
=1FD002+S1-XV1.3
Potential Verteiler XV1.3
Potential Distributor XV1.3

Typ Type	1	2	3	4	5	6	7	8	9	10	11	Bezeichnung (Quelle) Designation (Source)	Anschluss Connection	Anschluss Beschreibung Connection Description	Klemmenbezeichnung Terminal designation	Brücken Jumpers	Bezeichnung (Ziel) Designation (Target)	Anschluss Connection	11	10	9	8	7	6	5	4	3	2	1	Seite / Spalte Page / Column
3031047															1 .0															=1FD002/12.2
															.1															
															.2		=1FD005+S1-X5	101												
															.3		=1FD005+S1-X5	201												
															.4		=1FD005+S1-X5	301												
															.5		=1FD005+S1-X5	400												
															.6															
															.7															
															a		=1FD005+S1-48S1	12												

Schutzvermerk ISO 16016 beachten / Refer to protection notice ISO 16016.

0	1		2	3	4	5	6	7	8	9
Erstellungsdatum Date of creation	25.06.2021	Änderungsdatum Modification date	25.06.2021	Kunde Customer Indianapolis Blue Marble USA	KHS	Klemmenplan =1FD002+S1-XV1.3 Terminal diagram =1FD002+S1-XV1.3		Auftragsnummer Order Number K-89407962-000100	Vorherige Seite Previous page 5	Folgeblatt Next Sheet 7
Name Name	T. Braun	Name Name	schoeffel					Maschine Machine Innofill Can C	=1FD1021	Blatt Sheet 6
Version Version	14	Prüfung Check								

Bezeichnung Potentialverteilung
Designation Distribution of potential
=1FD002+S1-XV1.4
Potential Verteiler -XV1.4
Potential Distributor -XV1.4

Typ Type	1	2	3	4	5	6	7	8	9	10	11	Bezeichnung (Quelle) Designation (Source)	Anschluss Connection	Anschluss Beschreibung Connection Description	Klemmenbezeichnung Terminal designation	Brücken Jumpers	Bezeichnung (Ziel) Designation (Target)	Anschluss Connection	11	10	9	8	7	6	5	4	3	2	1	Seite / Spalte Page / Column
3031047															1 .0		=1FD002+S1-1G2	X2.6												=1FD002/13.2
															.1		=1FD005+S1-15K210	-X80:1												
															.2		=1FD005+S1-1K010	-X4:1O												
															.3		=1FD005+S1-2K030	-X4:4Δ												
															.4		=1FD005+S1-30K1	X1:51												
															.5		=1FD004+S1-2P1-3S6	23												
															.6		=1FD005+S1-31K1	X1:51												
															.7															
															a		=1FD002+S1-3F4	1												
3031047															2 .0		=1FD002+S1-1G2	X2.1												=1FD002/13.3
															.1		=1FD005+S1-3K040	-X4:4O												
															.2		=1FD005+S1-35K1	X1:51												
															.3		=1FD005+S1-31K1	X3:13												
															.4		=1FD005+S1-31K1	X3:33												
															.5		=1FD005+S1-37K1	X3:13												
															.6		=1FD005+S1-37K1	X1:51												
															.7															
															a															
3031047															3 .0		=1FD005+S1-X5	260												=1FD002/13.4
															.1		=1FD005+S1-X5	360												
															.2		=1FD005+S1-X5	56												
															.3		=1FD005+S1-X5	66												
															.4		=1FD005+S1-X5	76												
															.5		=1FD005+S1-X5	59												
															.6		=1FD005+S1-X5	69												
															.7															
															a															

Schutzvermerk ISO 16016 beachten / Refer to protection notice ISO 16016.

0	1		2	3	4	5	6	7	8	9

Erstellungsdatum Date of creation	25.06.2021	Änderungsdatum Modification date	25.06.2021	Kunde Customer Indianapolis Blue Marble USA	KHS	Klemmenplan =1FD002+S1-XV1.4 Terminal diagram =1FD002+S1-XV1.4	Auftragsnummer Order Number K-89407962-000100	Vorherige Seite Previous page 6	Folgeblatt Next Sheet 8
Name Name	T. Braun	Name Name	schoeffel						
Version Version	14	Prüfung Check					Maschine Machine Innofill Can C	=1FD1021	Blatt Sheet 7

Bezeichnung Potentialverteilung
Designation Distribution of potential
=1FD002+S1-XV1.4
Potential Verteiler -XV1.4
Potential Distributor -XV1.4

Typ Type	1	2	3	4	5	6	7	8	9	10	11	Bezeichnung (Quelle) Designation (Source)	Anschluss Connection	Anschluss Beschreibung Connection Description	Klemmenbezeichnung Terminal designation	Brücken Jumpers	Bezeichnung (Ziel) Designation (Target)	Anschluss Connection	11	10	9	8	7	6	5	4	3	2	1	Seite / Spalte Page / Column
3031047															4 .0		=1FD005+S1-X5	79												=1FD002/13.6
															.1		=1FD010+S1-31K1	X1:51												
															.2		=1FD005+S1-35K1	X3:13												
															.3		=1FD005+S1-37K1	X3:33												
															.4		=1FD005+S1-35K1	X3:33												
															.5		=1FD005+S1-28K510	X1:24V												
															.6		=1FD004+S1-2P1-3S8	13												
															.7															
															a															
3031047															5 .0		=1FD005+S1-X5	268												=1FD002/13.7
															.1															
															.2		=1FD005+S1-X5	368												
															.3															
															.4															
															.5															
															.6															
															.7															
															a															

Schutzvermerk ISO 16016 beachten / Refer to protection notice ISO 16016.

0		1		2	3	4	5	6	7	8	9	
Erstellungsdatum Date of creation	25.06.2021	Änderungsdatum Modification date	25.06.2021	Kunde Customer Indianapolis Blue Marble USA		KHS	Klemmenplan =1FD002+S1-XV1.4 Terminal diagram =1FD002+S1-XV1.4		Auftragsnummer Order Number K-89407962-000100	Vorherige Seite Previous page 7	Folgeblatt Next Sheet 9	
Name Name	T. Braun	Name Name	schoeffel						Maschine Machine Innofill Can C	=1FD1021		Blatt Sheet 8
Version Version	14	Prüfung Check										

Bezeichnung Potentialverteilung
Designation Distribution of potential
=1FD002+S1-XV1.5
Potential Verteiler XV1.5
Potential Distributor XV1.5

Typ Type	1	2	3	4	5	6	7	8	9	10	11	Bezeichnung (Quelle) Designation (Source)	Anschluss Connection	Anschluss Beschreibung Connection Description	Klemmenbezeichnung Terminal designation	Brücken Jumpers	Bezeichnung (Ziel) Designation (Target)	Anschluss Connection	11	10	9	8	7	6	5	4	3	2	1	Seite / Spalte Page / Column
3031047															1 .0		=1FD005+S1-37K2	X3:13												=1FD002/12.2
															.1		=1FD011+S1-X2	+												
															.2		=1FD017+S1-X2	+												
															.3		=1FD036+S1-X2	+												
															.4		=1FD050+S1-X2	+												
															.5		=1FD005+S1-31K1	X3:83												
															.6		=1FD045+S1-X2	13												
															.7															
															a		=1FD002+S1-3F6	1												
3031047															2 .0		=1FD045+S1-X2	15												=1FD002/12.3
															.1		=1FD051+S1-3K200	IF1:14												
															.2		=1FD005+S1-35K1	X3:83												
															.3		=1FD050+S1-X50	16												
															.4															
															.5															
															.6															
															.7															
															a															

0	1		2	3	4	5	6	7	8	9

Erstellungsdatum Date of creation	25.06.2021	Änderungsdatum Modification date	25.06.2021	Kunde Customer Indianapolis Blue Marble USA	KHS	Klemmenplan =1FD002+S1-XV1.5 Terminal diagram =1FD002+S1-XV1.5		Auftragsnummer Order Number K-89407962-000100	Vorherige Seite Previous page 8	Folgeblatt Next Sheet 10
Name Name	T. Braun	Name Name	schoeffel					Maschine Machine Innofill Can C	=1FD1021	Blatt Sheet 9
Version Version	14	Prüfung Check								

Schutzvermerk ISO 16016 beachten / Refer to protection notice ISO 16016.

Bezeichnung Potentialverteilung
Designation Distribution of potential
=1FD002+S1-XV1.40
Potential Verteiler -XV1.40
Potential Distributor -XV1.40

Typ Type	1	2	3	4	5	6	7	8	9	10	11	Bezeichnung (Quelle) Designation (Source)	Anschluss Connection	Anschluss Beschreibung Connection Description	Klemmenbezeichnung Terminal designation	Brücken Jumpers	Bezeichnung (Ziel) Designation (Target)	Anschluss Connection	11	10	9	8	7	6	5	4	3	2	1	Seite / Spalte Page / Column
3031047															1 .0		=1FD006+S1-1T30	X124:1												=1FD002/13.2
															.1		=1FD010+S1-2N10	X124:+												
															.2		=1FD010+S1-1T40	X21:3												
															.3		=1FD010+S1-1T40	X24:+												
															.4		=1FD010+S1-2T41	X524:+												
															.5		=1FD010+S1-30QA2	21												
															.6		=1FD010+S1-4T1.1	X524:+												
															.7															
															a		=1FD002+S1-3F5	1												
3031047															2 .0		=1FD010+S1-7T4.1	X524:+												=1FD002/13.3
															.1		=1FD010+S1-31K1	X3:13												
															.2		=1FD010+S1-2T42	X524:+												
															.3		=1FD010+S1-31K1	X3:23												
															.4															
															.5															
															.6															
															.7															
															a															

Schutzvermerk ISO 16016 beachten / Refer to protection notice ISO 16016.

0	1		2	3	4	5	6	7	8	9

Erstellungsdatum Date of creation	25.06.2021	Änderungsdatum Modification date	25.06.2021	Kunde Customer Indianapolis Blue Marble USA	KHS	Klemmenplan =1FD002+S1-XV1.40 Terminal diagram =1FD002+S1-XV1.40	Auftragsnummer Order Number K-89407962-000100	Vorherige Seite Previous page 9	Folgeblatt Next Sheet 11
Name Name	T. Braun	Name Name	schoeffel				Maschine Machine Innofill Can C	=1FD1021	Blatt Sheet 10
Version Version	14	Prüfung Check							

Bezeichnung Potentialverteilung
Designation Distribution of potential
=1FD002+S1-XV2
Potential Verteiler +S5/-XV2
Potential Distributor +S5/-XV2

Typ Type	1	2	3	4	5	6	7	8	9	10	11	Bezeichnung (Quelle) Designation (Source)	Anschluss Connection	Anschluss Beschreibung Connection Description	Klemmenbezeichnung Terminal designation	Brücken Jumpers	Bezeichnung (Ziel) Designation (Target)	Anschluss Connection	11	10	9	8	7	6	5	4	3	2	1	Seite / Spalte Page / Column
3031047															1 .0		=1FD000+S1-80K1	M1												=1FD002/16.2
															.1		=1FD004+S1-X2	15												
															.2		=1FD002+S1-3F1	5												
															.3		=1FD003+S1-1K1	-X80:2												
															.4		=1FD005+S1-X5	155												
															.5		=1FD003+S1-1K1	-X80:3												
															.6		=1FD005+S1-X5	255												
															.7															
															a		=1FD002+S1-X2	2												
3031047															2 .0		=1FD003+S1-1K2	-X10:20												=1FD002/16.3
															.1		=1FD005+S1-X5	265												
															.2		=1FD003+S1-20K1	3												
															.3		=1FD005+S1-X5	355												
															.4															
															.5		=1FD005+S1-X5	365												
															.6		=1FD003+S1-X2	11												
															.7															
															a															
3031047															3 .0															=1FD002/16.4
															.2		=1FD005+S1-31K1	X3:23												
															.3		=1FD005+S1-31K1	X3:43												
															.4		=1FD003+S1-X2	13												
															.5		=1FD005+S1-X5	55												
															.6		=1FD005+S1-X5	65												
															.7															
															a															
3031047															4 .0		=1FD005+S1-X5	75												=1FD002/16.5

Schutzvermerk ISO 16016 beachten / Refer to protection notice ISO 16016.

0		1		2	3	4	5	6	7	8	9
Erstellungsdatum Date of creation	25.06.2021	Änderungsdatum Modification date	25.06.2021	Kunde Customer Indianapolis Blue Marble USA	KHS	Klemmenplan =1FD002+S1-XV2 Terminal diagram =1FD002+S1-XV2	Auftragsnummer Order Number K-89407962-000100		Vorherige Seite Previous page 10		Folgeblatt Next Sheet 12
Name Name	T. Braun	Name Name	schoeffel				Maschine Machine Innofill Can C		=1FD1021		Blatt Sheet 11
Version Version	14	Prüfung Check									

Bezeichnung Potentialverteilung
Designation Distribution of potential
=1FD002+S1-XV2
Potential Verteiler +S5/-XV2
Potential Distributor +S5/-XV2

Typ Type	1	2	3	4	5	6	7	8	9	10	11	Bezeichnung (Quelle) Designation (Source)	Anschluss Connection	Anschluss Beschreibung Connection Description	Klemmenbezeichnung Terminal designation	Brücken Jumpers	Bezeichnung (Ziel) Designation (Target)	Anschluss Connection	11	10	9	8	7	6	5	4	3	2	1	Seite / Spalte Page / Column
															.1		=1FD004+S1-2P1	2												
															.2		=1FD004+S1-2P1	-X1:10												
															.3		=1FD005+S1-X5	58												
															.4		=1FD005+S1-X5	68												
															.5		=1FD005+S1-X5	78												
															.6		=1FD005+S1-35K1	X3:23												
															.7															
															a															
3031047															5 .0		=1FD005+S1-15K210	-X80:2												=1FD002/16.7
															.1		=1FD005+S1-35K1	X3:43												
															.2		=1FD050+S1-X50	15												
															.3		=1FD005+S1-1K010	-X4:2O												
															.4		=1FD005+S1-2K030	-X4:3Δ												
															.5															
															.6		=1FD005+S1-30K1	X2:1												
															.7															
															a															
3031047															6 .0		=1FD050+S1-X50	12												=1FD002/16.8
															.1		=1FD050+S1-X50	14												
															.2		=1FD005+S1-31K1	X2:1												
															.3		=1FD005+S1-35K1	X2:1												
															.4		=1FD006+S1-1T30	X124:3												
															.5		=1FD005+S1-28K510	X1:0V												
															.6		=1FD010+S1-2N10	X124: M												
															.7															
															a															
3031047															7 .0		=1FD990+S1-4K1	A2												=1FD002/16.9

0	1		2	3	4	5	6	7	8	9
Erstellungsdatum Date of creation	25.06.2021	Änderungsdatum Modification date	25.06.2021	Kunde Customer Indianapolis Blue Marble USA	KHS	Klemmenplan =1FD002+S1-XV2 Terminal diagram =1FD002+S1-XV2		Auftragsnummer Order Number K-89407962-000100	Vorherige Seite Previous page 11	Folgeblatt Next Sheet 13
Name Name	T. Braun	Name Name	schoeffel					Maschine Machine Innofill Can C	=1FD1021	Blatt Sheet 12
Version Version	14	Prüfung Check								

Schutzvermerk ISO 16016 beachten / Refer to protection notice ISO 16016.

Bezeichnung Potentialverteilung
Designation Distribution of potential
=1FD002+S1-XV2
Potential Verteiler +S5/-XV2
Potential Distributor +S5/-XV2

Typ Type	1	2	3	4	5	6	7	8	9	10	11	Bezeichnung (Quelle) Designation (Source)	Anschluss Connection	Anschluss Beschreibung Connection Description	Klemmenbezeichnung Terminal designation	Brücken Jumpers	Bezeichnung (Ziel) Designation (Target)	Anschluss Connection	11	10	9	8	7	6	5	4	3	2	1	Seite / Spalte Page / Column
															.1		=1FD010+S1-1T40	X21:4												
															.2		=1FD010+S1-1T40	X24:M												
															.3		=1FD010+S1-2T41	X524:M												
															.4		=1FD011+S1-X2	-												
															.5		=1FD017+S1-X2	-												
															.6		=1FD010+S1-4T1.1	X524:M												
															.7															
															a															
3031047															8 .0		=1FD010+S1-4T1_2	-X21:4												=1FD002/16.9
															.1		=1FD005+S1-X5	106												
															.2		=1FD010+S1-4T1_2	-X22:4												
															.3		=1FD005+S1-X5	206												
															.4		=1FD010+S1-6T3_4	-X21:4												
															.5		=1FD005+S1-X5	306												
															.6		=1FD010+S1-7T4.1	X524:M												
															.7															
															a															
3031047															9 .0		=1FD010+S1-6T3_4	-X22:4												=1FD002/16.8
															.1		=1FD010+S1-31K1	X2:1												
															.2		=1FD014+S1-2T1	X2:2												
															.3		=1FD010+S1-28X10	0V												
															.4		=1FD010+S1-28X10	0V												
															.5		=1FD039+S1-1T1.2	35												
															.6		=1FD039+S1-1QA1	A2												
															.7															
															a															
3031047															10 .0		=1FD010+S1-28X11	0V												=1FD002/16.7

Schutzvermerk ISO 16016 beachten / Refer to protection notice ISO 16016.

0		1		2	3	4	5	6	7	8	9
Erstellungsdatum Date of creation	25.06.2021	Änderungsdatum Modification date	25.06.2021	Kunde Customer Indianapolis Blue Marble USA	KHS	Klemmenplan =1FD002+S1-XV2 Terminal diagram =1FD002+S1-XV2	Auftragsnummer Order Number K-89407962-000100	Vorherige Seite Previous page 12	Folgeblatt Next Sheet 14		
Name Name	T. Braun	Name Name	schoeffel				Maschine Machine Innofill Can C	=1FD1021		Blatt Sheet 13	
Version Version	14	Prüfung Check									

Bezeichnung Potentialverteilung
Designation Distribution of potential
=1FD002+S1-XV2
Potential Verteiler +S5/-XV2
Potential Distributor +S5/-XV2

=1FD014-2W1 12x 15m

Typ Type	1	2	3	4	5	6	7	8	9	10	11	Bezeichnung (Quelle) Designation (Source)	Anschluss Connection	Anschluss Beschreibung Connection Description	Klemmenbezeichnung Terminal designation	Brücken Jumpers	Bezeichnung (Ziel) Designation (Target)	Anschluss Connection	11	10	9	8	7	6	5	4	3	2	1	Seite / Spalte Page / Column
															.1		=1FD010+S1-28X11	0V												
															.2		=1FD010+S1-28X12	0V												
															.3		=1FD010+S1-28X12	0V												
															.4		=1FD036+S1-3A3710	-												
															.5		=1FD014+S1-2T1	X2:4												
															.6		=1FD036+S1-3K3713	A2												
															.7															
															a		=1FD002+S1-X2	2												
3031047															11 .0		=1FD014+S1-2T1	X2:10												=1FD002/17.2
															.1		=1FD036+S1-X2	22												
															.2		=1FD038+S1-1T1.2	35												
															.3		=1FD038+S1-1QA1	A2												
															.4		=1FD036+S1-X2	-												
															.5		=1FD050+S1-X2	-												
															.6		=1FD005+S1-37K2	X3:23												
															.7															
															a		=1FD002+S1-X2	2												
3031047															12 .0		=1FD999+S1-1K1	-												=1FD002/17.3
															.1		=1FD045+S1-X2	-												
															.2		=1FD010+S1-30QA2	A2												
															.3															
															.4		=1FD051+S1-3K200	IF1:16												
															.5		=1FD006+S1-1T30	-X122:7												
															.6		=1FD014+M1-2M1	7											WHGN	
															.7															
															a															
3031047															13 .0		=1FD014+S1-1QA1	A2												=1FD002/17.4

Schutzvermerk ISO 16016 beachten / Refer to protection notice ISO 16016.

0		1		2	3	4	5	6	7	8	9
Erstellungsdatum Date of creation	25.06.2021	Änderungsdatum Modification date	25.06.2021	Kunde Customer Indianapolis Blue Marble USA	KHS	Klemmenplan =1FD002+S1-XV2 Terminal diagram =1FD002+S1-XV2			Auftragsnummer Order Number K-89407962-000100	Vorherige Seite Previous page 13	Folgeblatt Next Sheet 15
Name Name	T. Braun	Name Name	schoeffel						Maschine Machine Innofill Can C	=1FD1021	Blatt Sheet 14
Version Version	14	Prüfung Check									

Bezeichnung Potentialverteilung
Designation Distribution of potential
=1FD002+S1-XV2
Potential Verteiler +S5/-XV2
Potential Distributor +S5/-XV2

Typ Type	1	2	3	4	5	6	7	8	9	10	11	Bezeichnung (Quelle) Designation (Source)	Anschluss Connection	Anschluss Beschreibung Connection Description	Klemmenbezeichnung Terminal designation	Brücken Jumpers	Bezeichnung (Ziel) Designation (Target)	Anschluss Connection	11	10	9	8	7	6	5	4	3	2	1	Seite / Spalte Page / Column
															.1		=1FD005+S1-48S1	X2												
															.2		=1FD005+S1-37K1	X2:1												
															.3		=1FD005+S1-37K1	X3:23												
															.4		=1FD005+S1-37K1	X1:43												
															.5		=1FD005+S1-X5	401												
															.6		=1FD962+STI-PS	2												
															.7															
															a															
3031047															14 .0		=1FD962+S1-1K1	0												=1FD002/17.5
															.1		=1FD962+STI-INTLK	3												
															.2		=1FD078+S1-X2	10												
															.3															
															.4		=1FD005+S1-X5	271												
															.5															
															.6		=1FD005+S1-X5	371												
															.7		=1FD004+S1-2P1-3S8	X2												
															a		=1FD002+S1-X2	2												

Schutzvermerk ISO 16016 beachten / Refer to protection notice ISO 16016.

0	1		2	3	4	5	6	7	8	9

Erstellungsdatum Date of creation	25.06.2021	Änderungsdatum Modification date	25.06.2021	Kunde Customer Indianapolis Blue Marble USA	KHS	Klemmenplan =1FD002+S1-XV2 Terminal diagram =1FD002+S1-XV2	Auftragsnummer Order Number K-89407962-000100	Vorherige Seite Previous page 14	Folgeblatt Next Sheet 16
Name Name	T. Braun	Name Name	schoeffel						
Version Version	14	Prüfung Check					Maschine Machine Innofill Can C	=1FD1021	Blatt Sheet 15

Bezeichnung Klemmenleiste
Designation Terminal strip
=1FD003+S1-X2
Steuerspannung
Control voltage

1	=1FD003-59W1	KABEL M12/OFFEN 4x1,5mm² 20m

Typ Type	1	2	3	4	5	6	7	8	9	10	11	Bezeichnung (Quelle) Designation (Source)	Anschluss Connection	Anschluss Beschreibung Connection Description	Klemmenbezeichnung Terminal designation	Brücken Jumpers	Bezeichnung (Ziel) Designation (Target)	Anschluss Connection	11	10	9	8	7	6	5	4	3	2	1	Seite / Spalte Page / Column
PTTBS 2,5 3209604												=1FD002+S1-XV1.2	1:.0		10	•	=1FD003+M1-50K1	X31:1											BN	=1FD003/59.1
												=1FD002+S1-XV2	2:.6		11	•	=1FD003+M1-50K1	X31:2											BU	=1FD003/59.1
PTTBS 2,5 3209604												=1FD002+S1-XV1.2	1:.1		12	•	=1FD003+M1-50K1	X31:4											BK	=1FD003/59.2
												=1FD002+S1-XV2	3:.4		13	•	=1FD003+M1-50K1	X31:3											WH	=1FD003/59.2

Schutzvermerk ISO 16016 beachten / Refer to protection notice ISO 16016.

1	=1FD005-80W1	(H)05VV5-F N 12G1mm²
2	=1FD005-100W1	(H)05VV5-F N 12G1mm²
3	=1FD005-260W3	Kabel M12/offen 4x0,34mm² 30m
4	=1FD005-260W4	Kabel M12/offen 4x0,34mm² 30m
5		
6		
7		
8		
9		
10		
11		

Bezeichnung Klemmenleiste
Designation Terminal strip
=1FD005+S1-X5

1	=1FD005-260W1	Kabel M12/offen 4x0,34mm² 30m
2	=1FD005-260W2	Kabel M12/offen 4x0,34mm² 30m
3	=1FD005-261W1	Kabel M12/offen 4x0,34mm² 30m
4		
5		
6		
7		
8		
9		
10		
11		

Typ Type	1	2	3	4	5	6	7	8	9	10	11	Bezeichnung (Quelle) Designation (Source)	Anschluss Connection	Anschluss Beschreibung Connection Description	Klemmenbezeichnung Terminal designation	Brücken Jumpers	Bezeichnung (Ziel) Designation (Target)	Anschluss Connection	11	10	9	8	7	6	5	4	3	2	1	Seite / Spalte Page / Column
PTTB2,5/2P-PE 3210897	GNYE												PE		272															=1FD005/79.7
PTTB2,5/2P-PE 3210897		GNYE											PE		372															=1FD005/99.7
PTTBS 2,5 3209604												=1FD005+S1-XVT1	1:.1		30															=1FD005/42.1
															31															=1FD005/42.1
PTTBS 2,5 3209604															32		=1FD990+S1-X5	1												=1FD005/42.1
												=1FD990+S1-X5	2		33		=1FD005+S1-2K030	-X1:1												=1FD005/42.1
PTTBS 2,5 3209604												=1FD005+S1-XVT3	1:.1		34															=1FD005/42.3
															35															=1FD005/42.3
PTTBS 2,5 3209604															36		=1FD990+S1-X5	3												=1FD005/42.3
												=1FD990+S1-X5	4		37		=1FD005+S1-2K030	-X1:2												=1FD005/42.3
PTTBS 2,5 3209604															38															=1FD005/42.6
															39															=1FD005/42.6
PTTBS 2,5 3209604															40															=1FD005/42.6
												=1FD005+S1-2K030	-X3:1		41															=1FD005/42.6
PTTBS 2,5 3209604												=1FD005+S1-XVT0	1:.2		42															=1FD005/42.8
															43															=1FD005/42.8
PTTBS 2,5 3209604															44															=1FD005/42.8
												=1FD005+S1-2K030	-X3:2		45															=1FD005/42.8
PTTBS 2,5 3209604												=1FD005+S1-31K1	X4:14		50		=1FD005+M1-2K1	4											BK	=1FD005/260.1
												=1FD005+S1-31K1	X4:24		51		=1FD005+M1-2K1	3											BU	=1FD005/260.1
PTTBS 2,5 3209604												=1FD005+S1-31K1	X4:34		52		=1FD005+M1-2K2	4										BK		=1FD005/260.2
												=1FD005+S1-31K1	X4:44		53		=1FD005+M1-2K2	3										BU		=1FD005/260.3
PTTBS 2,5 3209604			BK									=1FD005+S1-260XS1	4		54		=1FD005+S1-3K037	-X3:1												=1FD005/260.4
			BU									=1FD005+S1-260XS1	3		55		=1FD002+S1-XV2	3:.5												=1FD005/260.4
PTTBS 2,5 3209604			BN									=1FD005+S1-260XS1	1		56		=1FD002+S1-XV1.4	3:.2												=1FD005/260.4
				BK								=1FD005+S1-260XS2	4		57		=1FD005+S1-3K037	-X3:2												=1FD005/260.6
PTTBS 2,5 3209604				BU								=1FD005+S1-260XS2	3		58		=1FD002+S1-XV2	4:.3												=1FD005/260.6
				BN								=1FD005+S1-260XS2	1		59		=1FD002+S1-XV1.4	3:.5												=1FD005/260.6
PTTBS 2,5 3209604												=1FD005+S1-35K1	X4:14		60		=1FD005+M1-2K3	4									BK			=1FD005/261.1
												=1FD005+S1-35K1	X4:24		61		=1FD005+M1-2K3	3									BU			=1FD005/261.1

Schutzvermerk ISO 16016 beachten / Refer to protection notice ISO 16016.

0		1		2	3	4	5	6	7	8	9
Erstellungsdatum Date of creation	25.06.2021	Änderungsdatum Modification date	25.06.2021	Kunde Customer Indianapolis Blue Marble USA	KHS	Klemmenplan =1FD005+S1-X5 Terminal diagram =1FD005+S1-X5			Auftragsnummer Order Number K-89407962-000100	Vorherige Seite Previous page 16	Folgeblatt Next Sheet 18
Name Name	T. Braun	Name Name	schoeffel						Maschine Machine Innofill Can C	=1FD1021	Blatt Sheet 17
Version Version	14	Prüfung Check									

1	=1FD005-261W3	Kabel M12/offen 4x0,34mm² 30m
2	=1FD005-261W4	Kabel M12/offen 4x0,34mm² 30m
3	=1FD005-262W3	Kabel M12/offen 4x0,34mm² 30m
4	=1FD005-262W4	Kabel M12/offen 4x0,34mm² 30m
5		
6		
7		
8		
9		
10		
11		

Bezeichnung Klemmenleiste
Designation Terminal strip
=1FD005+S1-X5

1	=1FD005-261W2	Kabel M12/offen 4x0,34mm² 30m
2	=1FD005-262W1	Kabel M12/offen 4x0,34mm² 30m
3	=1FD005-262W2	Kabel M12/offen 4x0,34mm² 30m
4	=1FD005-54W1	Kabel M12/offen 8x0,25mm² 30m
5	=1FD005-59W2	OELFLEX SPIRAL 400P 12G1mm²
6		
7		
8		
9		
10		
11		

Typ Type	1	2	3	4	5	6	7	8	9	10	11	Bezeichnung (Quelle) Designation (Source)	Anschluss Connection	Anschluss Beschreibung Connection Description	Klemmenbezeichnung Terminal designation	Brücken Jumpers	Bezeichnung (Ziel) Designation (Target)	Anschluss Connection	11	10	9	8	7	6	5	4	3	2	1	Seite / Spalte Page / Column
PTTBS 2,5 3209604												=1FD005+S1-35K1	X4:34		62	'	=1FD005+M1-2K4	4												BK	=1FD005/261.2
												=1FD005+S1-35K1	X4:44		63	'	=1FD005+M1-2K4	3												BU	=1FD005/261.3
PTTBS 2,5 3209604	BK											=1FD005+S1-261XS1	4		64	'	=1FD005+S1-3K037	-X3:3													=1FD005/261.4
	BU											=1FD005+S1-261XS1	3		65	'	=1FD002+S1-XV2	3:.6													=1FD005/261.4
PTTBS 2,5 3209604	BN											=1FD005+S1-261XS1	1		66	'	=1FD002+S1-XV1.4	3:.3													=1FD005/261.4
		BK										=1FD005+S1-261XS2	4		67	'	=1FD005+S1-3K037	-X3:4													=1FD005/261.6
PTTBS 2,5 3209604		BU										=1FD005+S1-261XS2	3		68	'	=1FD002+S1-XV2	4:.4													=1FD005/261.6
		BN										=1FD005+S1-261XS2	1		69	'	=1FD002+S1-XV1.4	3:.6													=1FD005/261.6
PTTBS 2,5 3209604												=1FD005+S1-37K1	X4:14		70	'	=1FD005+M1-2K5	4											BK		=1FD005/262.1
												=1FD005+S1-37K1	X4:24		71	'	=1FD005+M1-2K5	3											BU		=1FD005/262.1
PTTBS 2,5 3209604												=1FD005+S1-37K1	X4:34		72	'	=1FD005+M1-2K6	4									BK				=1FD005/262.2
												=1FD005+S1-37K1	X2:44		73	'	=1FD005+M1-2K6	3									BU				=1FD005/262.3
PTTBS 2,5 3209604			BK									=1FD005+S1-262XS1	4		74	'	=1FD005+S1-3K037	-X1:1													=1FD005/262.4
			BU									=1FD005+S1-262XS1	3		75	'	=1FD002+S1-XV2	4:.0													=1FD005/262.4
PTTBS 2,5 3209604			BN									=1FD005+S1-262XS1	1		76	'	=1FD002+S1-XV1.4	3:.4													=1FD005/262.4
				BK								=1FD005+S1-262XS2	4		77	'	=1FD005+S1-3K037	-X1:2													=1FD005/262.6
PTTBS 2,5 3209604				BU								=1FD005+S1-262XS2	3		78	'	=1FD002+S1-XV2	4:.5													=1FD005/262.6
				BN								=1FD005+S1-262XS2	1		79	'	=1FD002+S1-XV1.4	4:.0													=1FD005/262.6
PTTBS 2,5 3209604												=1FD005+S1-2K034	-X2:1		100	'	=1FD005+M1-55X101	X1:6								PK					=1FD005/54.1
												=1FD002+S1-XV1.3	1:.2		101	'	=1FD005+M1-55X101	X1:2								BN					=1FD005/54.2
PTTBS 2,5 3209604												=1FD005+S1-2K034	-X3:1		102	'	=1FD005+M1-55X101	X1:3								GN					=1FD005/54.3
												=1FD005+S1-2K034	-X3:2		103	'	=1FD005+M1-55X101	X1:4								YE					=1FD005/54.3
PTTBS 2,5 3209604															104		=1FD005+M1-55X101	X1:5								GY					=1FD005/54.4
												=1FD005+S1-2K034	-X2:2		105	'	=1FD005+M1-55X101	X1:1								WH					=1FD005/54.5
PTTBS 2,5 3209604												=1FD002+S1-XV2	8:.1		106		=1FD005+M1-55X101	X1:7								BU					=1FD005/54.6
												=1FD005+S1-28K510	X4:TX		107	'	=1FD005+M1-55X101	X1:8								RD					=1FD005/54.7
PTTBS 2,5 3209604												=1FD005+S1-XVT2	1:.2		150		=1FD005+P101-59S1	13							1						=1FD005/59.1
												=1FD005+S1-2K034	-X1:1		151	'	=1FD005+P101-59S1	14							2						=1FD005/59.1
PTTBS 2,5 3209604												=1FD005+S1-XVT1	1:.3		152		=1FD005+P101-59S1	23							3						=1FD005/59.2
												=1FD005+S1-2K034	-X1:2		153	'	=1FD005+P101-59S1	24							4						=1FD005/59.2

Schutzvermerk ISO 16016 beachten / Refer to protection notice ISO 16016.

0		1		2	3	4	5	6	7	8	9
Erstellungsdatum Date of creation	25.06.2021	Änderungsdatum Modification date	25.06.2021	Kunde Customer Indianapolis Blue Marble USA	KHS	Klemmenplan =1FD005+S1-X5 Terminal diagram =1FD005+S1-X5	Auftragsnummer Order Number K-89407962-000100	Vorherige Seite Previous page 17	Folgeblatt Next Sheet 19
Name Name	T. Braun	Name Name	schoeffel					Maschine Machine Innofill Can C	=1FD1021	Blatt Sheet 18	
Version Version	14	Prüfung Check									

1	=1FD005-80W1	(H)05VV5-F N 12G1mm²
2		
3		
4		
5		
6		
7		
8		
9		
10		
11		

Bezeichnung Klemmenleiste
Designation Terminal strip
=1FD005+S1-X5

1	=1FD005-59W2	OELFLEX SPIRAL 400P 12G1mm²
2	=1FD005-74W1	Kabel M12/offen 8x0,25mm² 30m
3	=1FD005-79W2	OELFLEX SPIRAL 400P 12G1mm²
4	=1FD005-81W1	Kabel M12/offen 8x0,25mm² 10m
5		
6		
7		
8		
9		
10		
11		

Typ Type	1	2	3	4	5	6	7	8	9	10	11	Bezeichnung (Quelle) Designation (Source)	Anschluss Connection	Anschluss Beschreibung Connection Description	Klemmenbezeichnung Terminal designation	Brücken Jumpers	Bezeichnung (Ziel) Designation (Target)	Anschluss Connection	11	10	9	8	7	6	5	4	3	2	1	Seite / Spalte Page / Column
PTTBS 2,5 3209604												=1FD005+S1-3K040	-X1:3		154		=1FD005+P101-59S1													5	=1FD005/59.2
												=1FD002+S1-XV2	1:.4		155		=1FD005+P101-59S1													6	=1FD005/59.2
PTTBS 2,5 3209604												=1FD005+S1-XVT0	1:.3		156		=1FD005+P101-60S2	11													7	=1FD005/60.1
												=1FD005+S1-2K034	-X3:3		157		=1FD005+P101-60S2	12													8	=1FD005/60.1
PTTBS 2,5 3209604												=1FD005+S1-XVT3	1:.2		158		=1FD005+P101-60S2	21													9	=1FD005/60.2
												=1FD005+S1-2K034	-X3:4		159		=1FD005+P101-60S2	22													10	=1FD005/60.2
PTTBS 2,5 3209604												=1FD005+S1-2K035	-X2:1		200		=1FD005+M1-75X201	X1:6											PK		=1FD005/74.1
												=1FD002+S1-XV1.3	1:.3		201		=1FD005+M1-75X201	X1:2											BN		=1FD005/74.2
PTTBS 2,5 3209604												=1FD005+S1-2K035	-X3:1		202		=1FD005+M1-75X201	X1:3											GN		=1FD005/74.3
												=1FD005+S1-2K035	-X3:2		203		=1FD005+M1-75X201	X1:4											YE		=1FD005/74.3
PTTBS 2,5 3209604															204		=1FD005+M1-75X201	X1:5											GY		=1FD005/74.4
												=1FD005+S1-2K035	-X2:2		205		=1FD005+M1-75X201	X1:1											WH		=1FD005/74.5
PTTBS 2,5 3209604												=1FD002+S1-XV2	8:.3		206		=1FD005+M1-75X201	X1:7											BU		=1FD005/74.6
															207		=1FD005+M1-75X201	X1:8											RD		=1FD005/74.7
PTTBS 2,5 3209604												=1FD005+S1-XVT0	1:.5		250		=1FD005+P201-79S1	13										1			=1FD005/79.1
												=1FD005+S1-2K035	-X1:1		251		=1FD005+P201-79S1	14										2			=1FD005/79.1
PTTBS 2,5 3209604												=1FD005+S1-XVT2	1:.4		252		=1FD005+P201-79S1	23										3			=1FD005/79.2
												=1FD005+S1-2K035	-X1:2		253		=1FD005+P201-79S1	24										4			=1FD005/79.2
PTTBS 2,5 3209604												=1FD005+S1-3K040	-X2:2		254		=1FD005+P201-79S1											5			=1FD005/79.2
												=1FD002+S1-XV2	1:.6		255		=1FD005+P201-79S1											6			=1FD005/79.2
PTTBS 2,5 3209604	2											=1FD005+P200-80S1	12		256		=1FD005+P201-80S2	11										7			=1FD005/80.1
												=1FD005+S1-2K035	-X3:3		257		=1FD005+P201-80S2	12										8			=1FD005/80.1
PTTBS 2,5 3209604	4											=1FD005+P200-80S1	22		258		=1FD005+P201-80S2	21										9			=1FD005/80.2
												=1FD005+S1-2K035	-X3:4		259		=1FD005+P201-80S2	22										10			=1FD005/80.2
PTTBS 2,5 3209604												=1FD002+S1-XV1.4	3:.0		260		=1FD005+P200-81S1	1									WH				=1FD005/81.1
												=1FD005+S1-2K035	-X1:4		261		=1FD005+P200-81S1	2									BN				=1FD005/81.1
PTTBS 2,5 3209604												=1FD005+S1-XVT1	1:.5		262		=1FD005+P200-81S1	3									GN				=1FD005/81.2
												=1FD005+S1-2K035	-X1:3		263		=1FD005+P200-81S1	4									YE				=1FD005/81.2
PTTBS 2,5 3209604												=1FD005+S1-3K040	-X2:3		264		=1FD005+P200-81S1	5									GY				=1FD005/81.2
												=1FD002+S1-XV2	2:.1		265		=1FD005+P200-81S1	6									PK				=1FD005/81.2

Schutzvermerk ISO 16016 beachten / Refer to protection notice ISO 16016.

0		1		2	3	4	5	6	7	8	9
Erstellungsdatum Date of creation	25.06.2021	Änderungsdatum Modification date	25.06.2021	Kunde Customer Indianapolis Blue Marble USA	KHS	Klemmenplan =1FD005+S1-X5 Terminal diagram =1FD005+S1-X5			Auftragsnummer Order Number K-89407962-000100	Vorherige Seite Previous page 18	Folgeblatt Next Sheet 20
Name Name	T. Braun	Name Name	schoeffel						Maschine Machine Innofill Can C	=1FD1021	Blatt Sheet 19
Version Version	14	Prüfung Check									

1	=1FD005-80W1 (H)05VV5-F N 12G1mm²
2	
3	
4	
5	
6	
7	
8	
9	
10	
11	

Bezeichnung Klemmenleiste
Designation Terminal strip
=1FD005+S1-X5

1	=1FD005-80W1 (H)05VV5-F N 12G1mm²
2	=1FD005-94W1 Kabel M12/offen 8x0,25mm² 30m
3	=1FD005-99W2 OELFLEX SPIRAL 400P 12G1mm²
4	=1FD005-101W1 Kabel M12/offen 8x0,25mm² 10m
5	
6	
7	
8	
9	
10	
11	

Typ Type	1	2	3	4	5	6	7	8	9	10	11	Bezeichnung (Quelle) Designation (Source)	Anschluss Connection	Anschluss Beschreibung Connection Description	Klemmenbezeichnung Terminal designation	Brücken Jumpers	Bezeichnung (Ziel) Designation (Target)	Anschluss Connection	11	10	9	8	7	6	5	4	3	2	1	Seite / Spalte Page / Column
PTTBS 2,5 3209604												=1FD005+S1-XVT3	1:.3		266		=1FD005+P200-80S1	11												1	=1FD005/80.1
												=1FD005+S1-XVT1	1:.4		267		=1FD005+P200-80S1	21												3	=1FD005/80.2
PTTBS 2,5 3209604	5											=1FD005+P200-79S2	13		268		=1FD002+S1-XV1.4	5:.0													=1FD005/79.6
												=1FD005+S1-2K031	-X1:2		269		=1FD005+P200-79S2	14												6	=1FD005/79.6
PTTBS 2,5 3209604	7											=1FD005+P200-79S2	X1		270		=1FD005+S1-3K040	-X2:1													=1FD005/79.7
												=1FD002+S1-XV2	14:.4		271		=1FD005+P200-79S2	X2												8	=1FD005/79.7
PTTBS 2,5 3209604												=1FD005+S1-2K036	-X2:1		300		=1FD005+M1-95X305	X1:6											PK		=1FD005/94.1
												=1FD002+S1-XV1.3	1:.4		301		=1FD005+M1-95X305	X1:2											BN		=1FD005/94.2
PTTBS 2,5 3209604												=1FD005+S1-2K036	-X3:1		302		=1FD005+M1-95X305	X1:3											GN		=1FD005/94.3
												=1FD005+S1-2K036	-X3:2		303		=1FD005+M1-95X305	X1:4											YE		=1FD005/94.3
PTTBS 2,5 3209604												=1FD005+S1-28K510	X4:RX		304		=1FD005+M1-95X305	X1:5											GY		=1FD005/94.4
												=1FD005+S1-2K036	-X2:2		305		=1FD005+M1-95X305	X1:1											WH		=1FD005/94.5
PTTBS 2,5 3209604												=1FD002+S1-XV2	8:.5		306		=1FD005+M1-95X305	X1:7											BU		=1FD005/94.6
															307		=1FD005+M1-95X305	X1:8											RD		=1FD005/94.7
PTTBS 2,5 3209604												=1FD005+S1-XVT3	1:.4		350		=1FD005+P301-99S1	13										1			=1FD005/99.1
												=1FD005+S1-2K036	-X1:1		351		=1FD005+P301-99S1	14										2			=1FD005/99.1
PTTBS 2,5 3209604												=1FD005+S1-XVT2	1:.5		352		=1FD005+P301-99S1	23										3			=1FD005/99.2
												=1FD005+S1-2K036	-X1:2		353		=1FD005+P301-99S1	24										4			=1FD005/99.2
PTTBS 2,5 3209604												=1FD005+S1-3K040	-X4:1		354		=1FD005+P301-99S1											5			=1FD005/99.2
												=1FD002+S1-XV2	2:.3		355		=1FD005+P301-99S1											6			=1FD005/99.2
PTTBS 2,5 3209604	2											=1FD005+P300-100S1	12		356		=1FD005+P301-100S2	11										7			=1FD005/100.1
												=1FD005+S1-2K036	-X3:3		357		=1FD005+P301-100S2	12										8			=1FD005/100.1
PTTBS 2,5 3209604	4											=1FD005+P300-100S1	22		358		=1FD005+P301-100S2	21										9			=1FD005/100.2
												=1FD005+S1-2K036	-X3:4		359		=1FD005+P301-100S2	22										10			=1FD005/100.2
PTTBS 2,5 3209604												=1FD002+S1-XV1.4	3:.1		360		=1FD005+P300-101S1	1									WH				=1FD005/101.1
												=1FD005+S1-2K036	-X1:4		361		=1FD005+P300-101S1	2									BN				=1FD005/101.1
PTTBS 2,5 3209604												=1FD005+S1-XVT2	1:.6		362		=1FD005+P300-101S1	3									GN				=1FD005/101.2
												=1FD005+S1-2K036	-X1:3		363		=1FD005+P300-101S1	4									YE				=1FD005/101.2
PTTBS 2,5 3209604												=1FD005+S1-3K040	-X4:2		364		=1FD005+P300-101S1	5									GY				=1FD005/101.2
												=1FD002+S1-XV2	2:.5		365		=1FD005+P300-101S1	6									PK				=1FD005/101.2

Schutzvermerk ISO 16016 beachten / Refer to protection notice ISO 16016.

0		1		2	3	4	5	6	7	8	9
Erstellungsdatum Date of creation	25.06.2021	Änderungsdatum Modification date	25.06.2021	Kunde Customer Indianapolis Blue Marble USA	KHS	Klemmenplan =1FD005+S1-X5 Terminal diagram =1FD005+S1-X5			Auftragsnummer Order Number K-89407962-000100	Vorherige Seite Previous page 19	Folgeblatt Next Sheet 21
Name Name	T. Braun	Name Name	schoeffel						Maschine Machine Innofill Can C	=1FD1021	Blatt Sheet 20
Version Version	14	Prüfung Check									

Bezeichnung Potentialverteilung
Designation Distribution of potential
=1FD005+S1-XVT0
Potential Verteiler +S4/XVT0
Potential Distributor +S4/XVT0

Typ Type	1	2	3	4	5	6	7	8	9	10	11	Bezeichnung (Quelle) Designation (Source)	Anschluss Connection	Anschluss Beschreibung Connection Description	Klemmenbezeichnung Terminal designation	Brücken Jumpers	Bezeichnung (Ziel) Designation (Target)	Anschluss Connection	11	10	9	8	7	6	5	4	3	2	1	Seite / Spalte Page / Column
3031047															1 .0		=1FD004+S1-2P1	-X1:3												=1FD005/14.2
															.1		=1FD004+S1-2P1	-X3:1												
															.2		=1FD005+S1-X5	42												
															.3		=1FD005+S1-X5	156												
															.4		=1FD004+S1-2P1-3S6	13												
															.5		=1FD005+S1-X5	250												
															.6		=1FD005+S1-X5	366												
															.7															
															a															
3031047															2 .0		=1FD010+S1-X5	10												=1FD005/14.3
															.1															
															.2															
															.3															
															.4															
															.5															
															.6															
															.7															
															a															

Schutzvermerk ISO 16016 beachten / Refer to protection notice ISO 16016.

0		1		2	3	4	5	6	7	8	9
Erstellungsdatum Date of creation	25.06.2021	Änderungsdatum Modification date	25.06.2021	Kunde Customer Indianapolis Blue Marble USA	KHS	Klemmenplan =1FD005+S1-XVT0 Terminal diagram =1FD005+S1-XVT0			Auftragsnummer Order Number K-89407962-000100	Vorherige Seite Previous page 20	Folgeblatt Next Sheet 22
Name Name	T. Braun	Name Name	schoeffel						Maschine Machine Innofill Can C	=1FD1021	Blatt Sheet 21
Version Version	14	Prüfung Check									

Bezeichnung Potentialverteilung
Designation Distribution of potential
=1FD005+S1-XVT1
Potential Verteiler +S4/XVT1
Potential Distributor +S4/XVT1

Typ Type	1	2	3	4	5	6	7	8	9	10	11	Bezeichnung (Quelle) Designation (Source)	Anschluss Connection	Anschluss Beschreibung Connection Description	Klemmenbezeichnung Terminal designation	Brücken Jumpers	Bezeichnung (Ziel) Designation (Target)	Anschluss Connection	11	10	9	8	7	6	5	4	3	2	1	Seite / Spalte Page / Column
3031047															1 .0		=1FD004+S1-2P1	-X1:1												=1FD005/14.7
															.2		=1FD005+S1-48S1	13												
															.3		=1FD005+S1-X5	152												
															.4		=1FD005+S1-X5	267												
															.5		=1FD005+S1-X5	262												
															.6		=1FD005+S1-X5	367												
															.7															
															a															

Schutzvermerk ISO 16016 beachten / Refer to protection notice ISO 16016.

Bezeichnung Potentialverteilung
Designation Distribution of potential
=1FD005+S1-XVT2
Potential Verteiler +S4/XVT2
Potential Distributor +S4/XVT2

Typ Type	1	2	3	4	5	6	7	8	9	10	11	Bezeichnung (Quelle) Designation (Source)	Anschluss Connection	Anschluss Beschreibung Connection Description	Klemmenbezeichnung Terminal designation	Brücken Jumpers	Bezeichnung (Ziel) Designation (Target)	Anschluss Connection	11	10	9	8	7	6	5	4	3	2	1	Seite / Spalte Page / Column
3031047															1 .0		=1FD004+S1-2P1	-X2:1												=1FD005/14.2
															.1		=1FD004+S1-2P1	-X3:3												
															.2		=1FD005+S1-X5	150												
															.3		=1FD005+S1-48S2	13												
															.4		=1FD005+S1-X5	252												
															.5		=1FD005+S1-X5	352												
															.6		=1FD005+S1-X5	362												
															.7															
															a															

Schutzvermerk ISO 16016 beachten / Refer to protection notice ISO 16016.

0		1		2	3	4	5	6	7	8	9
Erstellungsdatum Date of creation	25.06.2021	Änderungsdatum Modification date	25.06.2021	Kunde Customer Indianapolis Blue Marble USA	KHS	Klemmenplan =1FD005+S1-XVT2 Terminal diagram =1FD005+S1-XVT2			Auftragsnummer Order Number K-89407962-000100	Vorherige Seite Previous page 22	Folgeblatt Next Sheet 24
Name Name	T. Braun	Name Name	schoeffel						Maschine Machine Innofill Can C	=1FD1021	Blatt Sheet 23
Version Version	14	Prüfung Check									

Bezeichnung Potentialverteilung
Designation Distribution of potential
=1FD005+S1-XVT3
Potential Verteiler +S4/XVT3
Potential Distributor +S4/XVT3

Typ Type	1	2	3	4	5	6	7	8	9	10	11	Bezeichnung (Quelle) Designation (Source)	Anschluss Connection	Anschluss Beschreibung Connection Description	Klemmenbezeichnung Terminal designation	Brücken Jumpers	Bezeichnung (Ziel) Designation (Target)	Anschluss Connection	11	10	9	8	7	6	5	4	3	2	1	Seite / Spalte Page / Column
3031047															1 .0		=1FD004+S1-2P1	-X1:5												=1FD005/14.7
															.2		=1FD005+S1-X5	158												
															.3		=1FD005+S1-X5	266												
															.4		=1FD005+S1-X5	350												
															.5															
															.6															
															.7															
															a															

Schutzvermerk ISO 16016 beachten / Refer to protection notice ISO 16016.

0	1		2	3	4	5	6	7	8	9

Erstellungsdatum Date of creation	25.06.2021	Änderungsdatum Modification date	25.06.2021	Kunde Customer Indianapolis Blue Marble USA	KHS	Klemmenplan =1FD005+S1-XVT3 Terminal diagram =1FD005+S1-XVT3		Auftragsnummer Order Number K-89407962-000100	Vorherige Seite Previous page 23	Folgeblatt Next Sheet 25
Name Name	T. Braun	Name Name	schoeffel					Maschine Machine Innofill Can C	=1FD1021	Blatt Sheet 24
Version Version	14	Prüfung Check								

Bezeichnung Klemmenleiste
Designation Terminal strip
=1FD010+S1-X5

Typ Type	1	2	3	4	5	6	7	8	9	10	11	Bezeichnung (Quelle) Designation (Source)	Anschluss Connection	Anschluss Beschreibung Connection Description	Klemmenbezeichnung Terminal designation	Brücken Jumpers	Bezeichnung (Ziel) Designation (Target)	Anschluss Connection	11	10	9	8	7	6	5	4	3	2	1	Seite / Spalte Page / Column
PTTBS 2,5 3209604												=1FD005+S1-XVT0	2:.0		10	'														=1FD010/34.7
															11	'	=1FD005+S1-3K037	-X4:4												=1FD010/34.7

0		1		2	3	4	5	6	7	8	9
Erstellungsdatum Date of creation	25.06.2021	Änderungsdatum Modification date	25.06.2021	Kunde Customer Indianapolis Blue Marble USA		KHS	Klemmenplan =1FD010+S1-X5 Terminal diagram =1FD010+S1-X5		Auftragsnummer Order Number K-89407962-000100	Vorherige Seite Previous page 24	Folgeblatt Next Sheet 26
Name Name	T. Braun	Name Name	schoeffel						Maschine Machine Innofill Can C	=1FD1021	Blatt Sheet 25
Version Version	14	Prüfung Check									

Schutzvermerk ISO 16016 beachten / Refer to protection notice ISO 16016.

1	=1FD011-1W1	Kabel M12/offen 4x0,34mm² 30m
2	=1FD011-1W2	Kabel M12/offen 4x0,34mm² 30m
3		
4		
5		
6		
7		
8		
9		
10		
11		

Bezeichnung Klemmenleiste
Designation Terminal strip
=1FD011+S1-X2

Typ Type	1	2	3	4	5	6	7	8	9	10	11	Bezeichnung (Quelle) Designation (Source)	Anschluss Connection	Anschluss Beschreibung Connection Description	Klemmenbezeichnung Terminal designation	Brücken Jumpers	Bezeichnung (Ziel) Designation (Target)	Anschluss Connection	11	10	9	8	7	6	5	4	3	2	1	Seite / Spalte Page / Column
PTIO 1,5/S/3 3244410	BK											=1FD011+M1-1B1	4		10		=1FD003+S1-20K10	9													=1FD011/1.1
	BN											=1FD011+M1-1B1	1		+		=1FD002+S1-XV1.5	1:.1													=1FD011/1.1
	BU											=1FD011+M1-1B1	3		-		=1FD002+S1-XV2	7:.4													=1FD011/1.1
PTIO 1,5/S/3 3244410		BK										=1FD011+M1-1B2	4		11		=1FD003+S1-20K10	10													=1FD011/1.2
		BN										=1FD011+M1-1B2	1		+																	=1FD011/1.2
		BU										=1FD011+M1-1B2	3		-																	=1FD011/1.2
PTIO 1,5/S/3 3244410															12		=1FD003+S1-20K10	11													=1FD011/1.3
															+																	=1FD011/1.3
															-																	=1FD011/1.3

Schutzvermerk ISO 16016 beachten / Refer to protection notice ISO 16016.

0		1		2	3	4	5	6	7	8	9
Erstellungsdatum Date of creation	25.06.2021	Änderungsdatum Modification date	25.06.2021	Kunde Customer Indianapolis Blue Marble USA	KHS	Klemmenplan =1FD011+S1-X2 Terminal diagram =1FD011+S1-X2			Auftragsnummer Order Number K-89407962-000100	Vorherige Seite Previous page 25	Folgeblatt Next Sheet 27
Name Name	T. Braun	Name Name	schoeffel						Maschine Machine Innofill Can C	=1FD1021	Blatt Sheet 26
Version Version	14	Prüfung Check									

1	=1FD017-1W1 KABEL M12/OFFEN 4x0,34mm² 10m
2	
3	
4	
5	
6	
7	
8	
9	
10	
11	

Bezeichnung Klemmenleiste
Designation Terminal strip
=1FD017+S1-X2

Typ Type	1	2	3	4	5	6	7	8	9	10	11	Bezeichnung (Quelle) Designation (Source)	Anschluss Connection	Anschluss Beschreibung Connection Description	Klemmenbezeichnung Terminal designation	Brücken Jumpers	Bezeichnung (Ziel) Designation (Target)	Anschluss Connection	11	10	9	8	7	6	5	4	3	2	1	Seite / Spalte Page / Column
PTIO 1,5/S/3 3244410	BK											=1FD017+M1-1B1	4		10	'	=1FD003+S1-20K10	12												=1FD017/1.1
	BN											=1FD017+M1-1B1	1		+	'	=1FD002+S1-XV1.5	1:.2												=1FD017/1.1
	BU											=1FD017+M1-1B1	3		-	'	=1FD002+S1-XV2	7:.5												=1FD017/1.1

Schutzvermerk ISO 16016 beachten / Refer to protection notice ISO 16016.

0		1		2	3	4	5	6	7	8	9
Erstellungsdatum Date of creation	25.06.2021	Änderungsdatum Modification date	25.06.2021	Kunde Customer Indianapolis Blue Marble USA		KHS	Klemmenplan =1FD017+S1-X2 Terminal diagram =1FD017+S1-X2		Auftragsnummer Order Number K-89407962-000100	Vorherige Seite Previous page 26	Folgeblatt Next Sheet 28
Name Name	T. Braun	Name Name	schoeffel						Maschine Machine Innofill Can C	=1FD1021	Blatt Sheet 27
Version Version	14	Prüfung Check									

1	=1FD036-1W1	Kabel M12/offen 4x0,34mm² 15m
2	=1FD036-1W2	Kabel M12/offen 4x0,34mm² 15m
3	=1FD036-1W3	Kabel M12/offen 4x0,34mm² 15m
4	=1FD036-1W4	Kabel M12/offen 4x0,34mm² 15m
5	=1FD036-1W5	Kabel M12/offen 4x0,34mm² 15m
6	=1FD036-1W6	Kabel M12/offen 4x0,34mm² 15m
7	=1FD036-1W7	Kabel M12/offen 4x0,34mm² 15m
8	=1FD036-3W1	Kabel M12/offen 4x0,34mm² 15m
9		
10		
11		

Bezeichnung Klemmenleiste
Designation Terminal strip
=1FD036+S1-X2

Typ Type	1	2	3	4	5	6	7	8	9	10	11	Bezeichnung (Quelle) Designation (Source)	Anschluss Connection	Anschluss Beschreibung Connection Description	Klemmenbezeichnung Terminal designation	Brücken Jumpers	Bezeichnung (Ziel) Designation (Target)	Anschluss Connection	11	10	9	8	7	6	5	4	3	2	1	Seite / Spalte Page / Column
PTIO 1,5/S/3 3244410	BK											=1FD036+M1-1B1412	4		10		=1FD003+S1-20K11	1													=1FD036/1.0
	BN											=1FD036+M1-1B1412	1		+		=1FD002+S1-XV1.5	1:.3													=1FD036/1.0
	BU											=1FD036+M1-1B1412	3		-		=1FD002+S1-XV2	11:.4													=1FD036/1.1
PTIO 1,5/S/3 3244410		BK										=1FD036+M1-1B3511	4		11		=1FD003+S1-20K11	2													=1FD036/1.1
		BN										=1FD036+M1-1B3511	1		+																	=1FD036/1.1
		BU										=1FD036+M1-1B3511	3		-																	=1FD036/1.2
PTIO 1,5/S/3 3244410			BK									=1FD036+M1-1B3512	4		12		=1FD003+S1-20K11	3													=1FD036/1.2
			BN									=1FD036+M1-1B3512	1		+																	=1FD036/1.2
			BU									=1FD036+M1-1B3512	3		-																	=1FD036/1.3
PTIO 1,5/S/3 3244410				WH								=1FD036+M1-1B4231	2		13		=1FD003+S1-20K11	4													=1FD036/1.3
				BN								=1FD036+M1-1B4231	1		+																	=1FD036/1.3
				BU								=1FD036+M1-1B4231	3		-																	=1FD036/1.4
PTIO 1,5/S/3 3244410					WH							=1FD036+M1-1B4251	2		14		=1FD003+S1-20K11	5													=1FD036/1.4
					BN							=1FD036+M1-1B4251	1		+																	=1FD036/1.4
					BU							=1FD036+M1-1B4251	3		-																	=1FD036/1.5
PTIO 1,5/S/3 3244410						BK						=1FD036+M1-1B4511	4		15		=1FD003+S1-20K11	6													=1FD036/1.5
						BN						=1FD036+M1-1B4511	1		+																	=1FD036/1.5
						BU						=1FD036+M1-1B4511	3		-																	=1FD036/1.6
PTIO 1,5/S/3 3244410							BK					=1FD036+M1-1B4512	4		16		=1FD003+S1-20K11	7													=1FD036/1.6
							BN					=1FD036+M1-1B4512	1		+																	=1FD036/1.6
							BU					=1FD036+M1-1B4512	3		-																	=1FD036/1.7
PTIO 1,5/S/3 3244410															17		=1FD003+S1-20K11	8													=1FD036/1.7
															+																	=1FD036/1.7
															-																	=1FD036/1.8
PTIO 1,5/S/3 3244410															18		=1FD003+S1-20K11	9													=1FD036/1.8
															+																	=1FD036/1.8
															-																	=1FD036/1.9
PTIO 1,5/S/3 3244410								BK				=1FD036+M1-3B3712	4		19		=1FD036+S1-3A3710	X0													=1FD036/3.2
								BN				=1FD036+M1-3B3712	1		+																	=1FD036/3.2
								BU				=1FD036+M1-3B3712	3		-																	=1FD036/3.2

0		1		2	3	4	5	6	7	8	9
Erstellungsdatum Date of creation	25.06.2021	Änderungsdatum Modification date	25.06.2021	Kunde Customer Indianapolis Blue Marble USA		KHS	Klemmenplan =1FD036+S1-X2 Terminal diagram =1FD036+S1-X2		Auftragsnummer Order Number K-89407962-000100	Vorherige Seite Previous page 27	Folgeblatt Next Sheet 29
Name Name	T. Braun	Name Name	schoeffel						Maschine Machine Innofill Can C	=1FD1021	Blatt Sheet 28
Version Version	14	Prüfung Check									

Schutzvermerk ISO 16016 beachten / Refer to protection notice ISO 16016.

1	=1FD036-3W2 Kabel M12/offen 4x0,34mm² 15m
2	
3	
4	
5	
6	
7	
8	
9	
10	
11	

Bezeichnung Klemmenleiste
Designation Terminal strip
=1FD036+S1-X2

1	=1FD036-3W3 (H)05VV5-F N UL TC 2x16AWG
2	
3	
4	
5	
6	
7	
8	
9	
10	
11	

Typ Type	1	2	3	4	5	6	7	8	9	10	11	Bezeichnung (Quelle) Designation (Source)	Anschluss Connection	Anschluss Beschreibung Connection Description	Klemmenbezeichnung Terminal designation	Brücken Jumpers	Bezeichnung (Ziel) Designation (Target)	Anschluss Connection	11	10	9	8	7	6	5	4	3	2	1	Seite / Spalte Page / Column
PTIO 1,5/S/3 3244410	BK											=1FD036+M1-3B3713	4		20		=1FD036+S1-3A3710	X1												=1FD036/3.3
	BN											=1FD036+M1-3B3713	1		+															=1FD036/3.3
	BU											=1FD036+M1-3B3713	3		-															=1FD036/3.3
PTTBS 2,5 3209604												=1FD036+S1-3K3713	14		21		=1FD036+M1-3Y3717	A1											1	=1FD036/3.7
												=1FD002+S1-XV2	11:.1		22		=1FD036+M1-3Y3717	A2											2	=1FD036/3.7

Schutzvermerk ISO 16016 beachten / Refer to protection notice ISO 16016.

0		1		2	3	4	5	6	7	8	9
Erstellungsdatum Date of creation	25.06.2021	Änderungsdatum Modification date	25.06.2021	Kunde Customer Indianapolis Blue Marble USA	KHS	Klemmenplan =1FD036+S1-X2 Terminal diagram =1FD036+S1-X2			Auftragsnummer Order Number K-89407962-000100	Vorherige Seite Previous page 28	Folgeblatt Next Sheet 30
Name Name	T. Braun	Name Name	schoeffel						Maschine Machine Innofill Can C	=1FD1021	Blatt Sheet 29
Version Version	14	Prüfung Check									

Bezeichnung Klemmenleiste
Designation Terminal strip
=1FD045+S1-X2

Typ Type	1	2	3	4	5	6	7	8	9	10	11	Bezeichnung (Quelle) Designation (Source)	Anschluss Connection	Anschluss Beschreibung Connection Description	Klemmenbezeichnung Terminal designation	Brücken Jumpers	Bezeichnung (Ziel) Designation (Target)	Anschluss Connection	11	10	9	8	7	6	5	4	3	2	1	Seite / Spalte Page / Column
PTIO 1,5/S/3 3244410															10		=1FD003+S1-20K30	6												=1FD045/1.2
															+		=1FD002+S1-XV1	3:.4												=1FD045/1.1
															-		=1FD002+S1-XV2	12:.1												=1FD045/1.1
PTIO 1,5/S/3 3244410															11																=1FD045/1.4
															+																=1FD045/1.3
															-																=1FD045/1.3
PTIO 1,5/S/3 3244410															10																=1FD045/1.6
															+																=1FD045/1.5
															-																=1FD045/1.5
PT 2,5 3209510															13	'	=1FD002+S1-XV1.5	1:.6												=1FD045/3.2
PT 2,5 3209510															14	'	=1FD003+S1-20K11	11												=1FD045/3.4
PT 2,5 3209510															15	'	=1FD002+S1-XV1.5	2:.0												=1FD045/4.1
PT 2,5 3209510															16	'	=1FD003+S1-20K11	12												=1FD045/4.2
PT 2,5 3209510															17	'	=1FD003+S1-20K11	13												=1FD045/4.3
PT 2,5 3209510															18	'	=1FD003+S1-20K11	14												=1FD045/4.4
PT 2,5 3209510															19	'	=1FD003+S1-20K11	15												=1FD045/4.5
PT 2,5 3209510															20	'	=1FD003+S1-20K20	13												=1FD045/4.6

Schutzvermerk ISO 16016 beachten / Refer to protection notice ISO 16016.

0	1		2	3	4	5	6	7	8	9
Erstellungsdatum Date of creation	25.06.2021	Änderungsdatum Modification date	25.06.2021	Kunde Customer Indianapolis Blue Marble USA	KHS	Klemmenplan =1FD045+S1-X2 Terminal diagram =1FD045+S1-X2		Auftragsnummer Order Number K-89407962-000100	Vorherige Seite Previous page 29	Folgeblatt Next Sheet 31
Name Name	T. Braun	Name Name	schoeffel					Maschine Machine Innofill Can C	=1FD1021	Blatt Sheet 30
Version Version	14	Prüfung Check								

1	=1FD005-100W1 (H)05VV5-F N 12G1mm²
2	
3	
4	
5	
6	
7	
8	
9	
10	
11	

Bezeichnung Klemmenleiste
Designation Terminal strip
=1FD005+S1-X5

1	=1FD005-100W1 (H)05VV5-F N 12G1mm²
2	=1FD005-44W1 Kabel M12/offen 8x0,34mm² 30m
3	
4	
5	
6	
7	
8	
9	
10	
11	

Typ Type	1	2	3	4	5	6	7	8	9	10	11	Bezeichnung (Quelle) Designation (Source)	Anschluss Connection	Anschluss Beschreibung Connection Description	Klemmenbezeichnung Terminal designation	Brücken Jumpers	Bezeichnung (Ziel) Designation (Target)	Anschluss Connection	11	10	9	8	7	6	5	4	3	2	1	Seite / Spalte Page / Column
PTTBS 2,5 3209604												=1FD005+S1-XVT0	1:.6		366		=1FD005+P300-100S1	11											1	=1FD005/100.1
												=1FD005+S1-XVT1	1:.6		367		=1FD005+P300-100S1	21											3	=1FD005/100.2
PTTBS 2,5 3209604	5											=1FD005+P300-99S2	13		368		=1FD002+S1-XV1.4	5:.2												=1FD005/99.6
												=1FD005+S1-2K031	-X1:3		369		=1FD005+P300-99S2	14											6	=1FD005/99.6
PTTBS 2,5 3209604	7											=1FD005+P300-99S2	X1		370		=1FD005+S1-3K040	-X2:4												=1FD005/99.7
												=1FD002+S1-XV2	14:.6		371		=1FD005+P300-99S2	X2											8	=1FD005/99.7
PTTBS 2,5 3209604												=1FD002+S1-XV1.3	1:.5		400		=1FD005+M1-44S1	S21										WH		=1FD005/44.1
												=1FD002+S1-XV2	13:.5		401		=1FD005+M1-44S1	A2										BU		=1FD005/44.1
PTTBS 2,5 3209604															402		=1FD005+M1-44S1	A1										BN		=1FD005/44.1
												=1FD005+S1-2K030	-X3:3		403		=1FD005+M1-44S1	12										GN		=1FD005/44.1
PTTBS 2,5 3209604															404		=1FD005+M1-44S1	S11										PK		=1FD005/44.1
												=1FD005+S1-2K030	-X3:4		405		=1FD005+M1-44S1	22										YE		=1FD005/44.1
PTTBS 2,5 3209604															406		=1FD005+M1-44S1	Y1										RD		=1FD005/44.2
												=1FD003+S1-20K11	16		407		=1FD005+M1-44S1	Y32										GY		=1FD005/44.2

Schutzvermerk ISO 16016 beachten / Refer to protection notice ISO 16016.

0		1		2	3	4	5	6	7	8	9
Erstellungsdatum Date of creation	25.06.2021	Änderungsdatum Modification date	25.06.2021	Kunde Customer Indianapolis Blue Marble USA	KHS	Klemmenplan =1FD005+S1-X5 Terminal diagram =1FD005+S1-X5			Auftragsnummer Order Number K-89407962-000100	Vorherige Seite Previous page 30	Folgeblatt Next Sheet 32
Name Name	T. Braun	Name Name	schoeffel						Maschine Machine Innofill Can C	=1FD1021	Blatt Sheet 31
Version Version	14	Prüfung Check									

1	=1FD050-2W612	Kabel M12/offen 4x0,34mm² 10m
2	=1FD050-2W607	Kabel M12/offen 4x0,34mm² 10m
3		
4		
5		
6		
7		
8		
9		
10		
11		

Bezeichnung Klemmenleiste
Designation Terminal strip
=1FD050+S1-X2

Typ Type	1	2	3	4	5	6	7	8	9	10	11	Bezeichnung (Quelle) Designation (Source)	Anschluss Connection	Anschluss Beschreibung Connection Description	Klemmenbezeichnung Terminal designation	Brücken Jumpers	Bezeichnung (Ziel) Designation (Target)	Anschluss Connection	11	10	9	8	7	6	5	4	3	2	1	Seite / Spalte Page / Column
PTTBS 2,5 3209604												=1FD006+S1-1T30	-X142:4		10		=1FD003+S1-1K2	-X10:11													=1FD050/1.1
															11		=1FD003+S1-1K2	-X10:13													=1FD050/2.1
PTTBS 2,5 3209604												=1FD051+S1-3K203	-X1:14		12																	=1FD050/1.1
												=1FD962+STI-SENSOR	11		13		=1FD051+S1-3K203	-X1:12													=1FD050/2.1
PTTBS 2,5 3209604												=1FD006+S1-1T30	-X142:6		14		=1FD003+S1-1K2	-X10:12													=1FD050/1.2
															15		=1FD003+S1-1K2	-X10:8													=1FD050/2.2
PTTBS 2,5 3209604												=1FD051+S1-3K203	-X1:11		16		=1FD990+S1-4K1	A1													=1FD050/1.2
															17		=1FD051+S1-3K203	-X1:21													=1FD050/2.2
PTTBS 2,5 3209604												=1FD962+STI-SENSOR	8		18																	=1FD050/1.2
PTIO 1,5/S/3 3244410	BK											=1FD050+M1-2B612	4		20																	=1FD050/2.1
	BN											=1FD050+M1-2B612	1		+		=1FD002+S1-XV1.5	1:.4													=1FD050/2.1
	BU											=1FD050+M1-2B612	3		-		=1FD002+S1-XV2	11:.5													=1FD050/2.1
PTIO 1,5/S/3 3244410		BK										=1FD050+M1-2B607	4		21																	=1FD050/2.2
		BN										=1FD050+M1-2B607	1		+																	=1FD050/2.2
		BU										=1FD050+M1-2B607	3		-																	=1FD050/2.2

Schutzvermerk ISO 16016 beachten / Refer to protection notice ISO 16016.

0		1		2	3	4	5	6	7	8	9	
Erstellungsdatum Date of creation	25.06.2021	Änderungsdatum Modification date	25.06.2021	Kunde Customer Indianapolis Blue Marble USA	KHS	Klemmenplan =1FD050+S1-X2 Terminal diagram =1FD050+S1-X2			Auftragsnummer Order Number K-89407962-000100	Vorherige Seite Previous page 31	Folgeblatt Next Sheet 33	
Name Name	T. Braun	Name Name	schoeffel						Maschine Machine Innofill Can C	=1FD1021		Blatt Sheet 32
Version Version	14	Prüfung Check										

Bezeichnung Klemmenleiste
Designation Terminal strip
=1FD050+S1-X50

1	=1FD050-4W1	(H)05VV5-F N 5G2,5mm²
2	=1FD050-4W4	(H)05VV5-F N 5G2,5mm²
3	=1FD050-4W7	UNITRONIC LIYY 7x0,5mm²
4		
5		
6		
7		
8		
9		
10		
11		

Typ Type	1	2	3	4	5	6	7	8	9	10	11	Bezeichnung (Quelle) Designation (Source)	Anschluss Connection	Anschluss Beschreibung Connection Description	Klemmenbezeichnung Terminal designation	Brücken Jumpers	Bezeichnung (Ziel) Designation (Target)	Anschluss Connection	11	10	9	8	7	6	5	4	3	2	1	Seite / Spalte Page / Column
PT 2,5 PE 3209536												+S1-PE	PE		01	'	=1FD050+M1-X50	01.											GNYE	=1FD050/4.0
PT 4 3211757												=1FD014+S1-2T1	X1:4		03	'	=1FD050+M1-X50	03.											1	=1FD050/4.1
PT 4 3211757												=1FD014+S1-2T1	X1:5		05	'	=1FD050+M1-X50	05.											2	=1FD050/4.1
PT 4 3211757												=1FD002+S1-XV1	4:.4		07	'	=1FD050+M1-X50	07.											3	=1FD050/4.2
PT 4 3211757												=1FD005+S1-35K1	X4:84		09	'	=1FD050+M1-X50	09.											4	=1FD050/4.3
PT 4 3211757												=1FD002+S1-5F1	1		11	'	=1FD050+M1-X50	11.										1		=1FD050/4.4
PT 4 3211757												=1FD002+S1-XV2	6:.0		12	'	=1FD050+M1-X50	12.										2		=1FD050/4.4
PT 4 3211757												=1FD002+S1-5F2	1		13	'	=1FD050+M1-X50	13.										3		=1FD050/4.4
PT 4 3211757												=1FD002+S1-XV2	6:.1		14	'	=1FD050+M1-X50	14.										4		=1FD050/4.5
PT 4 3211757												=1FD002+S1-XV2	5:.2		15	'	=1FD050+M1-X50	15.									WH			=1FD050/4.6
PT 4 3211757												=1FD002+S1-XV1.5	2:.3		16	'	=1FD050+M1-X50	16.									BN			=1FD050/4.6
PT 4 3211757												=1FD051+S1-3K203	-X1:16		17	'	=1FD050+M1-X50	17.									GN			=1FD050/4.6
PT 4 3211757												=1FD005+S1-35K1	X4:94		18	'	=1FD050+M1-X50	18.									YE			=1FD050/4.6
PT 4 3211757															PE	'	=1FD050+M1-X50											GNYE		=1FD050/4.3

KHS

Schutzvermerk ISO 16016 beachten / Refer to protection notice ISO 16016.

Bezeichnung Klemmenleiste
Designation Terminal strip
=1FD051+S1-X2

Typ Type	1	2	3	4	5	6	7	8	9	10	11	Bezeichnung (Quelle) Designation (Source)	Anschluss Connection	Anschluss Beschreibung Connection Description	Klemmenbezeichnung Terminal designation	Brücken Jumpers	Bezeichnung (Ziel) Designation (Target)	Anschluss Connection	11	10	9	8	7	6	5	4	3	2	1	Seite / Spalte Page / Column
PTTBS 2,5 3209604															10	'	=1FD051+S1-3K204	-X1:11												=1FD051/8.1

Schutzvermerk ISO 16016 beachten / Refer to protection notice ISO 16016.

Bezeichnung Klemmenleiste
Designation Terminal strip
=1FD078+S1-X2
Steuerspannung
Control voltage

Nr.	Kabel
1	=1FD078-2W80 Kabel M12/offen 4x0,34mm² 10m
2	
3	
4	
5	
6	
7	
8	
9	
10	
11	

Typ Type	Bezeichnung (Quelle) Designation (Source)	Anschluss Connection	Anschluss Beschreibung Connection Description	Klemmenbezeichnung Terminal designation	Brücken Jumpers	Bezeichnung (Ziel) Designation (Target)	Anschluss Connection	Kabelader 1	Seite / Spalte Page / Column
UT 2,5 3044076	=1FD002+S1-XV2	14:.2		10	'	=1FD078+M1-1BF80	L-	BK	=1FD078/2.1
5x20 TYPM	=1FD002+S1-XV1.2	1:.2		F80		=1FD078+M1-1BF80	L+	BN	=1FD078/2.1

Schutzvermerk ISO 16016 beachten / Refer to protection notice ISO 16016.

1	=1FD930-1W1	(H)05VV5-F N UL TC 7G18AWG
2		
3		
4		
5		
6		
7		
8		
9		
10		
11		

Bezeichnung Klemmenleiste
Designation Terminal strip
=1FD930+S1-X9

Typ Type	1	2	3	4	5	6	7	8	9	10	11	Bezeichnung (Quelle) Designation (Source)	Anschluss Connection	Anschluss Beschreibung Connection Description	Klemmenbezeichnung Terminal designation	Brücken Jumpers	Bezeichnung (Ziel) Designation (Target)	Anschluss Connection	11	10	9	8	7	6	5	4	3	2	1	Seite / Spalte Page / Column
PTTBS 2,5 3209604	1											=EXTERN+CSW-X			1	'	=1FD002+S1-XV1	3:.3												=1FD930/1.1
	2											=EXTERN+CSW-X			2	'	=1FD003+S1-20K10	13												=1FD930/1.2
PTTBS 2,5 3209604	3											=EXTERN+CSW-X			3	'	=1FD003+S1-20K10	14												=1FD930/1.3
	5											=EXTERN+CSW-X			1K1:11	'	=1FD930+S1-1K1	11												=1FD930/1.3
	6											=EXTERN+CSW-X			1K1:14	'	=1FD930+S1-1K1	14												=1FD930/1.4
PTTB2,5/2P-PE 3210897	GNYE											=EXTERN+CSW-X			4	'															=1FD930/1.4

Schutzvermerk ISO 16016 beachten / Refer to protection notice ISO 16016.

0		1		2	3	4	5	6	7	8	9
Erstellungsdatum Date of creation	25.06.2021	Änderungsdatum Modification date	25.06.2021	Kunde Customer Indianapolis Blue Marble USA	KHS	Klemmenplan =1FD930+S1-X9 Terminal diagram =1FD930+S1-X9	Auftragsnummer Order Number K-89407962-000100	Vorherige Seite Previous page 35	Folgeblatt Next Sheet 37		
Name Name	T. Braun	Name Name	schoeffel				Maschine Machine Innofill Can C	=1FD1021		Blatt Sheet 36	
Version Version	14	Prüfung Check									

1	=1FD980-5W1	(H)05VV5-F N UL TC 5G18AWG
2		
3		
4		
5		
6		
7		
8		
9		
10		
11		

Bezeichnung Klemmenleiste
Designation Terminal strip
=1FD980+S1-X5

Typ Type	1	2	3	4	5	6	7	8	9	10	11	Bezeichnung (Quelle) Designation (Source)	Anschluss Connection	Anschluss Beschreibung Connection Description	Klemmenbezeichnung Terminal designation	Brücken Jumpers	Bezeichnung (Ziel) Designation (Target)	Anschluss Connection	11	10	9	8	7	6	5	4	3	2	1	Seite / Spalte Page / Column
PTTBS 2,5 3209604	1											=EXTERN+CIP-X			1	'	=1FD005+S1-30K1	X4:14												=1FD980/5.1
	2											=EXTERN+CIP-X			2	'	=1FD005+S1-30K1	X3:13												=1FD980/5.1
PTTBS 2,5 3209604	3											=EXTERN+CIP-X			3	'	=1FD005+S1-30K1	X4:24												=1FD980/5.2
	4											=EXTERN+CIP-X			4	'	=1FD005+S1-30K1	X3:23												=1FD980/5.2
PTTB2,5/2P-PE 3210897	GNYE											=EXTERN+CIP-X			5	'														=1FD980/5.3

Schutzvermerk ISO 16016 beachten / Refer to protection notice ISO 16016.

0		1		2	3	4	5	6	7	8	9	
Erstellungsdatum Date of creation	25.06.2021	Änderungsdatum Modification date	25.06.2021	Kunde Customer Indianapolis Blue Marble USA	KHS	Klemmenplan =1FD980+S1-X5 Terminal diagram =1FD980+S1-X5	Auftragsnummer Order Number K-89407962-000100		Vorherige Seite Previous page 36		Folgeblatt Next Sheet 38	
Name Name	T. Braun	Name Name	schoeffel									
Version Version	14	Prüfung Check					Maschine Machine Innofill Can C		=1FD1021			Blatt Sheet 37

1	=1FD981-5W1	(H)05VV5-F N UL TC 5G18AWG
2		
3		
4		
5		
6		
7		
8		
9		
10		
11		

Bezeichnung Klemmenleiste
Designation Terminal strip
=1FD981+S1-X5

Typ Type	1	2	3	4	5	6	7	8	9	10	11	Bezeichnung (Quelle) Designation (Source)	Anschluss Connection	Anschluss Beschreibung Connection Description	Klemmenbezeichnung Terminal designation	Brücken Jumpers	Bezeichnung (Ziel) Designation (Target)	Anschluss Connection	11	10	9	8	7	6	5	4	3	2	1	Seite / Spalte Page / Column
PTTBS 2,5 3209604	1											=EXTERN+PRL-X			1	'	=1FD005+S1-30K1	X4:34												=1FD981/5.1
	2											=EXTERN+PRL-X			2	'	=1FD005+S1-30K1	X3:33												=1FD981/5.1
PTTBS 2,5 3209604	3											=EXTERN+PRL-X			3	'	=1FD005+S1-30K1	X4:44												=1FD981/5.2
	4											=EXTERN+PRL-X			4	'	=1FD005+S1-30K1	X3:43												=1FD981/5.2
PTTB2,5/2P-PE 3210897	GNYE											=EXTERN+PRL-X			5	'														=1FD981/5.3

0		1		2	3	4	5	6	7	8	9
Erstellungsdatum Date of creation	25.06.2021	Änderungsdatum Modification date	25.06.2021	Kunde Customer Indianapolis Blue Marble USA	KHS	Klemmenplan =1FD981+S1-X5 Terminal diagram =1FD981+S1-X5	Auftragsnummer Order Number K-89407962-000100	Vorherige Seite Previous page 37	Folgeblatt Next Sheet 39		
Name Name	T. Braun	Name Name	schoeffel					Maschine Machine Innofill Can C	=1FD1021		Blatt Sheet 38
Version Version	14	Prüfung Check									

Schutzvermerk ISO 16016 beachten / Refer to protection notice ISO 16016.

1	=1FD990-6W1 (H)05VV5-F N UL TC 12G18AWG
2	
3	
4	
5	
6	
7	
8	
9	
10	
11	

Bezeichnung Klemmenleiste
Designation Terminal strip
=1FD990+S1-X5

Typ Type	1	2	3	4	5	6	7	8	9	10	11	Bezeichnung (Quelle) Designation (Source)	Anschluss Connection	Anschluss Beschreibung Connection Description	Klemmenbezeichnung Terminal designation	Brücken Jumpers	Bezeichnung (Ziel) Designation (Target)	Anschluss Connection	11	10	9	8	7	6	5	4	3	2	1	Seite / Spalte Page / Column
PTTBS 2,5 3209604	1											=EXTERN+TR-X			1	'	=1FD005+S1-X5	32												=1FD990/6.1
	2											=EXTERN+TR-X			2	'	=1FD005+S1-X5	33												=1FD990/6.1
PTTBS 2,5 3209604	3											=EXTERN+TR-X			3	'	=1FD005+S1-X5	36												=1FD990/6.2
	4											=EXTERN+TR-X			4	'	=1FD005+S1-X5	37												=1FD990/6.2
PTTBS 2,5 3209604	5											=EXTERN+TR-X			5	'	=1FD005+S1-30K1	X4:84												=1FD990/6.3
	6											=EXTERN+TR-X			6	'	=1FD005+S1-30K1	X3:83												=1FD990/6.3
PTTBS 2,5 3209604	7											=EXTERN+TR-X			7	'	=1FD005+S1-30K1	X4:94												=1FD990/6.4
	8											=EXTERN+TR-X			8	'	=1FD005+S1-30K1	X3:93												=1FD990/6.4
PTTBS 2,5 3209604	9											=EXTERN+TR-X			9	'														=1FD990/6.5
	10											=EXTERN+TR-X			10	'														=1FD990/6.5
PTTBS 2,5 3209604	11											=EXTERN+TR-X			11	'														=1FD990/6.6
PTTB2,5/2P-PE 3210897	GNYE											=EXTERN+TR-X			12																=1FD990/6.6

Schutzvermerk ISO 16016 beachten / Refer to protection notice ISO 16016.

0		1		2	3	4	5	6	7	8	9
Erstellungsdatum Date of creation	25.06.2021	Änderungsdatum Modification date	25.06.2021	Kunde Customer Indianapolis Blue Marble USA	KHS	Klemmenplan =1FD990+S1-X5 Terminal diagram =1FD990+S1-X5			Auftragsnummer Order Number K-89407962-000100	Vorherige Seite Previous page 38	Folgeblatt Next Sheet 40
Name Name	T. Braun	Name Name	schoeffel						Maschine Machine Innofill Can C	=1FD1021	Blatt Sheet 39
Version Version	14	Prüfung Check									

Bezeichnung Klemmenleiste
Designation Terminal strip
=1FD990+S1-X9

1	=1FD990-4W1 (H)05VV5-F N UL TC 2x16AWG
2	
3	
4	
5	
6	
7	
8	
9	
10	
11	

Typ Type	1	2	3	4	5	6	7	8	9	10	11	Bezeichnung (Quelle) Designation (Source)	Anschluss Connection	Anschluss Beschreibung Connection Description	Klemmenbezeichnung Terminal designation	Brücken Jumpers	Bezeichnung (Ziel) Designation (Target)	Anschluss Connection	11	10	9	8	7	6	5	4	3	2	1	Seite / Spalte Page / Column
												=1FD990+S1-4K1	13		4K1:13		=EXTERN+TR-X													1	=1FD990/4.2
												=1FD990+S1-4K1	14		4K1:14		=EXTERN+TR-X													2	=1FD990/4.2

Schutzvermerk ISO 16016 beachten / Refer to protection notice ISO 16016.

0		1		2	3	4	5	6	7	8	9
Erstellungsdatum Date of creation	25.06.2021	Änderungsdatum Modification date	25.06.2021	Kunde Customer Indianapolis Blue Marble USA		KHS	Klemmenplan =1FD990+S1-X9 Terminal diagram =1FD990+S1-X9		Auftragsnummer Order Number K-89407962-000100	Vorherige Seite Previous page 39	Folgeblatt Next Sheet 41
Name Name	T. Braun	Name Name	schoeffel						Maschine Machine Innofill Can C	=1FD1021	Blatt Sheet 40
Version Version	14	Prüfung Check									

1	
2	
3	
4	
5	
6	
7	
8	
9	
10	
11	

Bezeichnung Klemmenleiste
Designation Terminal strip
=1FD014+R10-X2

1	=1FD014-3W1 12x 3m
2	
3	
4	
5	
6	
7	
8	
9	
10	
11	

Typ Type	1	2	3	4	5	6	7	8	9	10	11	Bezeichnung (Quelle) Designation (Source)	Anschluss Connection	Anschluss Beschreibung Connection Description	Klemmenbezeichnung Terminal designation	Brücken Jumpers	Bezeichnung (Ziel) Designation (Target)	Anschluss Connection	11	10	9	8	7	6	5	4	3	2	1	Seite / Spalte Page / Column
PT 2,5 3209510												=1FD014+R10-3T1	X2:6		10	'	=1FD014+M1-3M1	8											WHB U	=1FD014/3.4

0	1	2	3	4	5	6	7	8	9

Erstellungsdatum Date of creation	25.06.2021	Änderungsdatum Modification date	25.06.2021	Kunde Customer Indianapolis Blue Marble USA	KHS
Name Name	T. Braun	Name Name	schoeffel		
Version Version	14	Prüfung Check			

Klemmenplan =1FD014+R10-X2
Terminal diagram =1FD014+R10-X2

Auftragsnummer Order Number K-89407962-000100	Vorherige Seite Previous page 40	Folgeblatt Next Sheet 42
Maschine Machine Innofill Can C	=1FD1021	Blatt Sheet 41

Schutzvermerk ISO 16016 beachten / Refer to protection notice ISO 16016.

1	=1FD050-4W3	(H)05VV5-F N 5G2,5mm²
2	=1FD050-4W6	(H)05VV5-F N 5G2,5mm²
3	=1FD050-4W9	UNITRONIC LIYY 7x0,5mm²
4		
5		
6		
7		
8		
9		
10		
11		

Bezeichnung Klemmenleiste
Designation Terminal strip
=1FD050+R10-X50

Typ Type	1	2	3	4	5	6	7	8	9	10	11	Bezeichnung (Quelle) Designation (Source)	Anschluss Connection	Anschluss Beschreibung Connection Description	Klemmenbezeichnung Terminal designation	Brücken Jumpers	Bezeichnung (Ziel) Designation (Target)	Anschluss Connection	11	10	9	8	7	6	5	4	3	2	1	Seite / Spalte Page / Column
PT 2,5 PE 3209536	GNYE											=1FD050+M1-X1_2.1S	PE		01	'	+R10-PE	PE												=1FD050/4.0
PT 4 3211757	1											=1FD050+M1-X1_2.1S	1		03	'	=1FD014+R10-3T1	X1:4												=1FD050/4.1
PT 4 3211757	2											=1FD050+M1-X1_2.1S	2		05	'	=1FD014+R10-3T1	X1:5												=1FD050/4.1
PT 4 3211757	3											=1FD050+M1-X1_2.1S	3		07	'	=1FD014+R10-3T1	X2:9												=1FD050/4.2
PT 4 3211757	4											=1FD050+M1-X1_2.1S	4		09	'	=1FD014+R10-3T1	X2:7												=1FD050/4.3
PT 4 3211757		1										=1FD050+M1-X1_2.2S	1		11	'	=1FD051+R10-2X1	DC 12/ 24V												=1FD050/4.4
PT 4 3211757		2										=1FD050+M1-X1_2.2S	2		12	'	=1FD050+R10-XV2	1:.2												=1FD050/4.4
PT 4 3211757		3										=1FD050+M1-X1_2.2S	3		13	'	=1FD051+R10-2X2	DC 12/ 24V												=1FD050/4.4
PT 4 3211757		4										=1FD050+M1-X1_2.2S	4		14	'	=1FD050+R10-XV2	2:.0												=1FD050/4.5
PT 4 3211757			WH									=1FD050+M1-X1_2.3S	1		15	'														=1FD050/4.6
PT 4 3211757			BN									=1FD050+M1-X1_2.3S	2		16	'														=1FD050/4.6
PT 4 3211757			GN									=1FD050+M1-X1_2.3S	3		17	'	=1FD051+R10-2F5	3												=1FD050/4.6
PT 4 3211757			YE									=1FD050+M1-X1_2.3S	4		18	'	=1FD014+R10-3T1	X2:8												=1FD050/4.6
PT 4 3211757		GNYE										=1FD050+M1-X1_2.2S	PE		PE	'														=1FD050/4.3

Schutzvermerk ISO 16016 beachten / Refer to protection notice ISO 16016.

0		1		2	3	4	5	6	7	8	9	
Erstellungsdatum Date of creation	25.06.2021	Änderungsdatum Modification date	25.06.2021	Kunde Customer Indianapolis Blue Marble USA		KHS	Klemmenplan =1FD050+R10-X50 Terminal diagram =1FD050+R10-X50		Auftragsnummer Order Number K-89407962-000100	Vorherige Seite Previous page 41	Folgeblatt Next Sheet 43	
Name Name	T. Braun	Name Name	schoeffel						Maschine Machine Innofill Can C	=1FD1021		Blatt Sheet 42
Version Version	14	Prüfung Check										

Bezeichnung Klemmenleiste
Designation Terminal strip
=1FD050+R10-XV2

Typ Type	1	2	3	4	5	6	7	8	9	10	11	Bezeichnung (Quelle) Designation (Source)	Anschluss Connection	Anschluss Beschreibung Connection Description	Klemmenbezeichnung Terminal designation	Brücken Jumpers	Bezeichnung (Ziel) Designation (Target)	Anschluss Connection	11	10	9	8	7	6	5	4	3	2	1	Seite / Spalte Page / Column
PT 2,5-QUATTRO 3209578												=1FD051+R10-2F3	5		1															=1FD050/10.2
PT 2,5-QUATTRO 3209578												=1FD050+R10-X50	14		2															=1FD050/10.3
PT 2,5-QUATTRO 3209578												=1FD051+R10-10K100	X1:16		3															=1FD050/10.4
PT 2,5-QUATTRO 3209578												=1FD014+R10-3T1	X2:4		4															=1FD050/10.6

Schutzvermerk ISO 16016 beachten / Refer to protection notice ISO 16016.

0		1		2	3	4	5	6	7	8	9
Erstellungsdatum Date of creation	25.06.2021	Änderungsdatum Modification date	25.06.2021	Kunde Customer Indianapolis Blue Marble USA	KHS	Klemmenplan =1FD050+R10-XV2 Terminal diagram =1FD050+R10-XV2			Auftragsnummer Order Number K-89407962-000100	Vorherige Seite Previous page 42	Folgeblatt Next Sheet 44
Name Name	T. Braun	Name Name	schoeffel						Maschine Machine Innofill Can C	=1FD1021	Blatt Sheet 43
Version Version	14	Prüfung Check									

Bezeichnung Klemmenleiste
Designation Terminal strip
=1FD051+R10-X2
Steuerspannung
Control voltage

Typ Type	1	2	3	4	5	6	7	8	9	10	11	Bezeichnung (Quelle) Designation (Source)	Anschluss Connection	Anschluss Beschreibung Connection Description	Klemmenbezeichnung Terminal designation	Brücken Jumpers	Bezeichnung (Ziel) Designation (Target)	Anschluss Connection	11	10	9	8	7	6	5	4	3	2	1	Seite / Spalte Page / Column
PT 2,5 PE 3209536														PE	8		=1FD051+R11-X2	8											GNYE	=1FD051/2.8

1 =1FD051-2W1 (H)05VV5-F N UL TC 12G16AWG

Schutzvermerk ISO 16016 beachten / Refer to protection notice ISO 16016.

0		1		2	3	4	5	6	7	8	9
Erstellungsdatum Date of creation	25.06.2021	Änderungsdatum Modification date	25.06.2021	Kunde Customer Indianapolis Blue Marble USA	KHS	Klemmenplan =1FD051+R10-X2 Terminal diagram =1FD051+R10-X2	Auftragsnummer Order Number K-89407962-000100	Vorherige Seite Previous page 43	Folgeblatt Next Sheet 45		
Name Name	T. Braun	Name Name	schoeffel				Maschine Machine Innofill Can C	=1FD1021		Blatt Sheet 44	
Version Version	14	Prüfung Check									

1	=1FD051-2W1 (H)05VV5-F N UL TC 12G16AWG
2	
3	
4	
5	
6	
7	
8	
9	
10	
11	

Bezeichnung Klemmenleiste
Designation Terminal strip
=1FD051+R11-X2
Steuerspannung
Control voltage

Typ Type	1	2	3	4	5	6	7	8	9	10	11	Bezeichnung (Quelle) Designation (Source)	Anschluss Connection	Anschluss Beschreibung Connection Description	Klemmenbezeichnung Terminal designation	Brücken Jumpers	Bezeichnung (Ziel) Designation (Target)	Anschluss Connection	11	10	9	8	7	6	5	4	3	2	1	Seite / Spalte Page / Column
PT 2,5 3209510	1											=1FD050+R10-XV2	2:.3		1	'	=1FD052+R11-XV50	300:a												=1FD051/2.1
PT 2,5 3209510	2											=1FD050+R10-XV2	1:.3		2	'	=1FD052+R11-10K102	16												=1FD051/2.1
PT 2,5 3209510	3											=1FD051+R10-10K100	X1:15		3	'	=1FD052+R11-10K102	14												=1FD051/2.2
PT 2,5 3209510	4											=1FD051+R10-10K102	X1:25		4	'	=1FD052+R11-10K102	24												=1FD051/2.3
PT 2,5 3209510	5											=1FD051+R10-2F3	1		5	'	=1FD052+R11-XV50	100:a												=1FD051/2.5
PT 2,5 3209510	6											=1FD051+R10-2F4	1		6	'	=1FD052+R11-XV50	200:a												=1FD051/2.6
PT 2,5 3209510	7											=1FD051+R10-2F5	1		7	'	=1FD052+R11-XV50	204:a												=1FD051/2.7
PT 2,5 PE 3209536	GNYE											=1FD051+R10-X2	8:PE	PE	8															=1FD051/2.8

Schutzvermerk ISO 16016 beachten / Refer to protection notice ISO 16016.

0		1		2	3	4	5	6	7	8	9	
Erstellungsdatum Date of creation	25.06.2021	Änderungsdatum Modification date	25.06.2021	Kunde Customer Indianapolis Blue Marble USA	KHS	Klemmenplan =1FD051+R11-X2 Terminal diagram =1FD051+R11-X2	Auftragsnummer Order Number K-89407962-000100		Vorherige Seite Previous page 44		Folgeblatt Next Sheet 46	
Name Name	T. Braun	Name Name	schoeffel									
Version Version	14	Prüfung Check					Maschine Machine Innofill Can C		=1FD1021			Blatt Sheet 45

Bezeichnung Potentialverteilung
Designation Distribution of potential
=1FD052+R11-XV50
Potential Verteiler XV50
Potential Distributor XV50

1	
2	
3	
4	
5	
6	
7	
8	
9	
10	
11	

1	=1FD052-20W1 KABEL M12/OFFEN 4x0,34mm² 10m
2	=1FD052-20W2 KABEL M12/OFFEN 4x0,34mm² 10m
3	=1FD052-20W3 KABEL M12/OFFEN 4x0,34mm² 10m
4	=1FD052-20W4 KABEL M12/OFFEN 4x0,34mm² 10m
5	=1FD052-20W5 KABEL M12/OFFEN 4x0,34mm² 10m
6	=1FD052-20W6 KABEL M12/OFFEN 4x0,34mm² 10m
7	=1FD052-20W7 KABEL M12/OFFEN 4x0,34mm² 10m
8	=1FD052-20W8 KABEL M12/OFFEN 4x0,34mm² 10m
9	=1FD052-21W9 KABEL M12/OFFEN 4x0,34mm² 10m
10	=1FD052-21W10 KABEL M12/OFFEN 4x0,34mm² 10m
11	=1FD052-21W11 KABEL M12/OFFEN 4x0,34mm² 10m

Typ Type	1	2	3	4	5	6	7	8	9	10	11	Bezeichnung (Quelle) Designation (Source)	Anschluss Connection	Anschluss Beschreibung Connection Description	Klemmenbezeichnung Terminal designation	Brücken Jumpers	Bezeichnung (Ziel) Designation (Target)	Anschluss Connection	11	10	9	8	7	6	5	4	3	2	1	Seite / Spalte Page / Column
3031047															100 .0		=1FD052+M1-20BF1	2											WH	=1FD052/30.2
															.1		=1FD052+M1-20BF2	2										WH		
															.2		=1FD052+M1-20BF3	2									WH			
															.3		=1FD052+M1-20BF4	2								WH				
															.4		=1FD052+M1-20BF5	2							WH					
															.5		=1FD052+M1-20BF6	2						WH						
															.6		=1FD052+M1-20BF7	2					WH							
															.7		=1FD052+M1-20BF8	2				WH								
															a		=1FD051+R11-X2	5												
3031047															101 .0		=1FD052+M1-21BF9	2			WH									=1FD052/30.3
															.1		=1FD052+M1-21BF10	2		WH										
															.2		=1FD052+M1-21BF11	2	WH											

Schutzvermerk ISO 16016 beachten / Refer to protection notice ISO 16016.

0		1		2	3	4	5	6	7	8	9
Erstellungsdatum Date of creation	25.06.2021	Änderungsdatum Modification date	25.06.2021	Kunde Customer Indianapolis Blue Marble USA		KHS	Klemmenplan =1FD052+R11-XV50 Terminal diagram =1FD052+R11-XV50		Auftragsnummer Order Number K-89407962-000100	Vorherige Seite Previous page 45	Folgeblatt Next Sheet 47
Name Name	T. Braun	Name Name	schoeffel						Maschine Machine Innofill Can C	=1FD1021	Blatt Sheet 46
Version Version	14	Prüfung Check									

Bezeichnung Potentialverteilung
Designation Distribution of potential
=1FD052+R11-XV50
Potential Verteiler XV50
Potential Distributor XV50

1	
2	
3	
4	
5	
6	
7	
8	
9	
10	
11	

Typ Type	1	2	3	4	5	6	7	8	9	10	11	Bezeichnung (Quelle) Designation (Source)	Anschluss Connection	Anschluss Beschreibung Connection Description	Klemmenbezeichnung Terminal designation	Brücken Jumpers	Bezeichnung (Ziel) Designation (Target)	Anschluss Connection	11	10	9	8	7	6	5	4	3	2	1	Seite / Spalte Page / Column
															.3		=1FD052+M1-21BF12	2											WH	
															.4		=1FD052+M1-21BF13	2										WH		
															.5		=1FD052+M1-21BF14	2									WH			
															.6		=1FD052+M1-21BF15	2								WH				
															.7		=1FD052+M1-21BF16	2							WH					
															a															
3031047															102 .0		=1FD052+M1-22BF17	2						WH						=1FD052/30.4
															.1		=1FD052+M1-22BF18	2					WH							
															.2		=1FD052+M1-22BF19	2				WH								
															.3		=1FD052+M1-22BF20	2			WH									
															.4		=1FD052+M1-22BF21	2		WH										
															.5		=1FD052+M1-22BF22	2	WH											

1	=1FD052-21W12	KABEL M12/OFFEN 4x0,34mm² 10m									
2	=1FD052-21W13	KABEL M12/OFFEN 4x0,34mm² 10m									
3	=1FD052-21W14	KABEL M12/OFFEN 4x0,34mm² 10m									
4	=1FD052-21W15	KABEL M12/OFFEN 4x0,34mm² 10m									
5	=1FD052-21W16	KABEL M12/OFFEN 4x0,34mm² 10m									
6	=1FD052-22W17	KABEL M12/OFFEN 4x0,34mm² 10m									
7	=1FD052-22W18	KABEL M12/OFFEN 4x0,34mm² 10m									
8	=1FD052-22W19	KABEL M12/OFFEN 4x0,34mm² 10m									
9	=1FD052-22W20	KABEL M12/OFFEN 4x0,34mm² 10m									
10	=1FD052-22W21	KABEL M12/OFFEN 4x0,34mm² 10m									
11	=1FD052-22W22	KABEL M12/OFFEN 4x0,34mm² 10m									

Schutzvermerk ISO 16016 beachten / Refer to protection notice ISO 16016.

0		1		2	3	4	5	6	7	8	9
Erstellungsdatum Date of creation	25.06.2021	Änderungsdatum Modification date	25.06.2021	Kunde Customer Indianapolis Blue Marble USA		KHS	Klemmenplan =1FD052+R11-XV50 Terminal diagram =1FD052+R11-XV50		Auftragsnummer Order Number K-89407962-000100	Vorherige Seite Previous page 46	Folgeblatt Next Sheet 48
Name Name	T. Braun	Name Name	schoeffel						Maschine Machine Innofill Can C	=1FD1021	Blatt Sheet 47
Version Version	14	Prüfung Check									

Bezeichnung Potentialverteilung
Designation Distribution of potential
=1FD052+R11-XV50
Potential Verteiler XV50
Potential Distributor XV50

1	
2	
3	
4	
5	
6	
7	
8	
9	
10	
11	

Typ Type	1	2	3	4	5	6	7	8	9	10	11	Bezeichnung (Quelle) Designation (Source)	Anschluss Connection	Anschluss Beschreibung Connection Description	Klemmenbezeichnung Terminal designation	Brücken Jumpers	Bezeichnung (Ziel) Designation (Target)	Anschluss Connection	11	10	9	8	7	6	5	4	3	2	1	Seite / Spalte Page / Column
															.6		=1FD052+M1-22BF23	2											WH	
															.7		=1FD052+M1-22BF24	2										WH		
															a															
3031047															103 .0		=1FD052+M1-23BF25	2								WH				=1FD052/30.5
															.1		=1FD052+M1-23BF26	2							WH					
															.2		=1FD052+M1-23BF27	2						WH						
															.3		=1FD052+M1-23BF28	2					WH							
															.4		=1FD052+M1-23BF29	2				WH								
															.5		=1FD052+M1-23BF30	2				WH								
															.6		=1FD052+M1-23BF31	2			WH									
															.7		=1FD052+M1-23BF32	2		WH										
															a															
3031047															104 .0		=1FD052+M1-24BF33	2	WH											=1FD052/30.7

1	=1FD052-22W23 KABEL M12/OFFEN 4x0,34mm² 10m
2	=1FD052-22W24 KABEL M12/OFFEN 4x0,34mm² 10m
3	=1FD052-23W25 KABEL M12/OFFEN 4x0,34mm² 10m
4	=1FD052-23W26 KABEL M12/OFFEN 4x0,34mm² 10m
5	=1FD052-23W27 KABEL M12/OFFEN 4x0,34mm² 10m
6	=1FD052-23W28 KABEL M12/OFFEN 4x0,34mm² 10m
7	=1FD052-23W29 KABEL M12/OFFEN 4x0,34mm² 10m
8	=1FD052-23W30 KABEL M12/OFFEN 4x0,34mm² 10m
9	=1FD052-23W31 KABEL M12/OFFEN 4x0,34mm² 10m
10	=1FD052-23W32 KABEL M12/OFFEN 4x0,34mm² 10m
11	=1FD052-24W33 KABEL M12/OFFEN 4x0,34mm² 10m

Schutzvermerk ISO 16016 beachten / Refer to protection notice ISO 16016.

0		1		2	3	4	5	6	7	8	9
Erstellungsdatum Date of creation	25.06.2021	Änderungsdatum Modification date	25.06.2021	Kunde Customer Indianapolis Blue Marble USA		KHS	Klemmenplan =1FD052+R11-XV50 Terminal diagram =1FD052+R11-XV50		Auftragsnummer Order Number K-89407962-000100	Vorherige Seite Previous page 47	Folgeblatt Next Sheet 49
Name Name	T. Braun	Name Name	schoeffel						Maschine Machine Innofill Can C	=1FD1021	Blatt Sheet 48
Version Version	14	Prüfung Check									

Bezeichnung Potentialverteilung
Designation Distribution of potential
=1FD052+R11-XV50
Potential Verteiler XV50
Potential Distributor XV50

1	
2	
3	
4	
5	
6	
7	
8	
9	
10	
11	

Typ Type	1	2	3	4	5	6	7	8	9	10	11	Bezeichnung (Quelle) Designation (Source)	Anschluss Connection	Anschluss Beschreibung Connection Description	Klemmenbezeichnung Terminal designation	Brücken Jumpers	Bezeichnung (Ziel) Designation (Target)	Anschluss Connection	11	10	9	8	7	6	5	4	3	2	1	Seite / Spalte Page / Column
															.1		=1FD052+M1-24BF34	2											WH	
															.2		=1FD052+M1-24BF35	2										WH		
															.3		=1FD052+M1-24BF36	2									WH			
															.4		=1FD052+M1-24BF37	2								WH				
															.5		=1FD052+M1-24BF38	2							WH					
															.6		=1FD052+M1-24BF39	2						WH						
															.7		=1FD052+M1-24BF40	2					WH							
															a															
3031047															105 .0		=1FD052+M1-25BF41	2				WH								=1FD052/30.8
															.1		=1FD052+M1-25BF42	2			WH									
															.2		=1FD052+M1-25BF43	2		WH										
															.3		=1FD052+M1-25BF44	2	WH											

1	=1FD052-24W34	KABEL M12/OFFEN 4x0,34mm² 10m
2	=1FD052-24W35	KABEL M12/OFFEN 4x0,34mm² 10m
3	=1FD052-24W36	KABEL M12/OFFEN 4x0,34mm² 10m
4	=1FD052-24W37	KABEL M12/OFFEN 4x0,34mm² 10m
5	=1FD052-24W38	KABEL M12/OFFEN 4x0,34mm² 10m
6	=1FD052-24W39	KABEL M12/OFFEN 4x0,34mm² 10m
7	=1FD052-24W40	KABEL M12/OFFEN 4x0,34mm² 10m
8	=1FD052-25W41	KABEL M12/OFFEN 4x0,34mm² 10m
9	=1FD052-25W42	KABEL M12/OFFEN 4x0,34mm² 10m
10	=1FD052-25W43	KABEL M12/OFFEN 4x0,34mm² 10m
11	=1FD052-25W44	KABEL M12/OFFEN 4x0,34mm² 10m

Schutzvermerk ISO 16016 beachten / Refer to protection notice ISO 16016.

0		1		2	3	4	5	6	7	8	9
Erstellungsdatum Date of creation	25.06.2021	Änderungsdatum Modification date	25.06.2021	Kunde Customer Indianapolis Blue Marble USA		KHS	Klemmenplan =1FD052+R11-XV50 Terminal diagram =1FD052+R11-XV50		Auftragsnummer Order Number K-89407962-000100	Vorherige Seite Previous page 48	Folgeblatt Next Sheet 50
Name Name	T. Braun	Name Name	schoeffel						Maschine Machine Innofill Can C	=1FD1021	Blatt Sheet 49
Version Version	14	Prüfung Check									

Bezeichnung Potentialverteilung
Designation Distribution of potential
=1FD052+R11-XV50
Potential Verteiler XV50
Potential Distributor XV50

1	
2	
3	
4	
5	
6	
7	
8	
9	
10	
11	

Typ Type	1	2	3	4	5	6	7	8	9	10	11	Bezeichnung (Quelle) Designation (Source)	Anschluss Connection	Anschluss Beschreibung Connection Description	Klemmenbezeichnung Terminal designation	Brücken Jumpers	Bezeichnung (Ziel) Designation (Target)	Anschluss Connection	11	10	9	8	7	6	5	4	3	2	1	Seite / Spalte Page / Column
															.4		=1FD052+M1-25BF45	2											WH	
															.5		=1FD052+M1-25BF46	2										WH		
															.6		=1FD052+M1-25BF47	2									WH			
															.7		=1FD052+M1-25BF48	2								WH				
															a															
3031047															106 .0		=1FD052+M1-26BF49	2							WH					=1FD052/30.9
															.1		=1FD052+M1-26BF50	2						WH						
															.2		=1FD052+M1-26BF51	2					WH							
															.3		=1FD052+M1-26BF52	2				WH								
															.4		=1FD052+M1-26BF53	2			WH									
															.5		=1FD052+M1-26BF54	2		WH										
															.6		=1FD052+M1-26BF55	2	WH											

1	=1FD052-25W45	KABEL M12/OFFEN 4x0,34mm² 10m
2	=1FD052-25W46	KABEL M12/OFFEN 4x0,34mm² 10m
3	=1FD052-25W47	KABEL M12/OFFEN 4x0,34mm² 10m
4	=1FD052-25W48	KABEL M12/OFFEN 4x0,34mm² 10m
5	=1FD052-26W49	KABEL M12/OFFEN 4x0,34mm² 10m
6	=1FD052-26W50	KABEL M12/OFFEN 4x0,34mm² 10m
7	=1FD052-26W51	KABEL M12/OFFEN 4x0,34mm² 10m
8	=1FD052-26W52	KABEL M12/OFFEN 4x0,34mm² 10m
9	=1FD052-26W53	KABEL M12/OFFEN 4x0,34mm² 10m
10	=1FD052-26W54	KABEL M12/OFFEN 4x0,34mm² 10m
11	=1FD052-26W55	KABEL M12/OFFEN 4x0,34mm² 10m

Schutzvermerk ISO 16016 beachten / Refer to protection notice ISO 16016.

0		1		2	3	4	5	6	7	8	9
Erstellungsdatum Date of creation	25.06.2021	Änderungsdatum Modification date	25.06.2021	Kunde Customer Indianapolis Blue Marble USA		KHS	Klemmenplan =1FD052+R11-XV50 Terminal diagram =1FD052+R11-XV50		Auftragsnummer Order Number K-89407962-000100	Vorherige Seite Previous page 49	Folgeblatt Next Sheet 51
Name Name	T. Braun	Name Name	schoeffel						Maschine Machine Innofill Can C	=1FD1021	Blatt Sheet 50
Version Version	14	Prüfung Check									

Bezeichnung Potentialverteilung
Designation Distribution of potential
=1FD052+R11-XV50
Potential Verteiler XV50
Potential Distributor XV50

1	
2	
3	
4	
5	
6	
7	
8	
9	
10	
11	

1	=1FD052-26W56	KABEL M12/OFFEN 4x0,34mm² 10m
2	=1FD052-27W57	KABEL M12/OFFEN 4x0,34mm² 10m
3	=1FD052-27W58	KABEL M12/OFFEN 4x0,34mm² 10m
4	=1FD052-27W59	KABEL M12/OFFEN 4x0,34mm² 10m
5	=1FD052-27W60	KABEL M12/OFFEN 4x0,34mm² 10m
6	=1FD052-20W1	KABEL M12/OFFEN 4x0,34mm² 10m
7	=1FD052-20W2	KABEL M12/OFFEN 4x0,34mm² 10m
8	=1FD052-20W3	KABEL M12/OFFEN 4x0,34mm² 10m
9	=1FD052-20W4	KABEL M12/OFFEN 4x0,34mm² 10m
10	=1FD052-20W5	KABEL M12/OFFEN 4x0,34mm² 10m
11	=1FD052-20W6	KABEL M12/OFFEN 4x0,34mm² 10m

Typ Type	1	2	3	4	5	6	7	8	9	10	11	Bezeichnung (Quelle) Designation (Source)	Anschluss Connection	Anschluss Beschreibung Connection Description	Klemmenbezeichnung Terminal designation	Brücken Jumpers	Bezeichnung (Ziel) Designation (Target)	Anschluss Connection	11	10	9	8	7	6	5	4	3	2	1	Seite / Spalte Page / Column
															.7		=1FD052+M1-26BF56	2											WH	
															a															
3031047															107 .0		=1FD052+M1-27BF57	2										WH		=1FD052/30.9
															.1		=1FD052+M1-27BF58	2									WH			
															.2		=1FD052+M1-27BF59	2								WH				
															.3		=1FD052+M1-27BF60	2							WH					
															.4															
															.5															
															.6															
															.7															
															a															
3031047															200 .0		=1FD052+M1-20BF1	1						BN						=1FD052/31.2
															.1		=1FD052+M1-20BF2	1					BN							
															.2		=1FD052+M1-20BF3	1				BN								
															.3		=1FD052+M1-20BF4	1			BN									
															.4		=1FD052+M1-20BF5	1		BN										
															.5		=1FD052+M1-20BF6	1	BN											

Schutzvermerk ISO 16016 beachten / Refer to protection notice ISO 16016.

Bezeichnung Potentialverteilung
Designation Distribution of potential
=1FD052+R11-XV50
Potential Verteiler XV50
Potential Distributor XV50

1	
2	
3	
4	
5	
6	
7	
8	
9	
10	
11	

Typ Type	1	2	3	4	5	6	7	8	9	10	11	Bezeichnung (Quelle) Designation (Source)	Anschluss Connection	Anschluss Beschreibung Connection Description	Klemmenbezeichnung Terminal designation	Brücken Jumpers	Bezeichnung (Ziel) Designation (Target)	Anschluss Connection	11	10	9	8	7	6	5	4	3	2	1	Seite / Spalte Page / Column
															.6		=1FD052+M1-20BF7	1											BN	
															.7		=1FD052+M1-20BF8	1										BN		
															a		=1FD051+R11-X2	6												
3031047															201 .0		=1FD052+M1-21BF9	1									BN			=1FD052/31.3
															.1		=1FD052+M1-21BF10	1								BN				
															.2		=1FD052+M1-21BF11	1							BN					
															.3		=1FD052+M1-21BF12	1						BN						
															.4		=1FD052+M1-21BF13	1					BN							
															.5		=1FD052+M1-21BF14	1				BN								
															.6		=1FD052+M1-21BF15	1			BN									
															.7		=1FD052+M1-21BF16	1			BN									
															a															
3031047															202 .0		=1FD052+M1-22BF17	1		BN										=1FD052/31.4

1	=1FD052-20W7 KABEL M12/OFFEN 4x0,34mm² 10m
2	=1FD052-20W8 KABEL M12/OFFEN 4x0,34mm² 10m
3	=1FD052-21W9 KABEL M12/OFFEN 4x0,34mm² 10m
4	=1FD052-21W10 KABEL M12/OFFEN 4x0,34mm² 10m
5	=1FD052-21W11 KABEL M12/OFFEN 4x0,34mm² 10m
6	=1FD052-21W12 KABEL M12/OFFEN 4x0,34mm² 10m
7	=1FD052-21W13 KABEL M12/OFFEN 4x0,34mm² 10m
8	=1FD052-21W14 KABEL M12/OFFEN 4x0,34mm² 10m
9	=1FD052-21W15 KABEL M12/OFFEN 4x0,34mm² 10m
10	=1FD052-21W16 KABEL M12/OFFEN 4x0,34mm² 10m
11	=1FD052-22W17 KABEL M12/OFFEN 4x0,34mm² 10m

Schutzvermerk ISO 16016 beachten / Refer to protection notice ISO 16016.

0		1		2	3	4	5	6	7	8	9
Erstellungsdatum Date of creation	25.06.2021	Änderungsdatum Modification date	25.06.2021	Kunde Customer Indianapolis Blue Marble USA		KHS	Klemmenplan =1FD052+R11-XV50 Terminal diagram =1FD052+R11-XV50		Auftragsnummer Order Number K-89407962-000100	Vorherige Seite Previous page 51	Folgeblatt Next Sheet 53
Name Name	T. Braun	Name Name	schoeffel						Maschine Machine Innofill Can C	=1FD1021	Blatt Sheet 52
Version Version	14	Prüfung Check									

Bezeichnung Potentialverteilung
Designation Distribution of potential
=1FD052+R11-XV50
Potential Verteiler XV50
Potential Distributor XV50

1	
2	
3	
4	
5	
6	
7	
8	
9	
10	
11	

Typ Type	1	2	3	4	5	6	7	8	9	10	11	Bezeichnung (Quelle) Designation (Source)	Anschluss Connection	Anschluss Beschreibung Connection Description	Klemmenbezeichnung Terminal designation	Brücken Jumpers	Bezeichnung (Ziel) Designation (Target)	Anschluss Connection	11	10	9	8	7	6	5	4	3	2	1	Seite / Spalte Page / Column
															.1		=1FD052+M1-22BF18	1											BN	
															.2		=1FD052+M1-22BF19	1										BN		
															.3		=1FD052+M1-22BF20	1									BN			
															.4		=1FD052+M1-22BF21	1								BN				
															.5		=1FD052+M1-22BF22	1							BN					
															.6		=1FD052+M1-22BF23	1						BN						
															.7		=1FD052+M1-22BF24	1					BN							
															a															
3031047															203 .0		=1FD052+M1-23BF25	1				BN								=1FD052/31.5
															.1		=1FD052+M1-23BF26	1			BN									
															.2		=1FD052+M1-23BF27	1		BN										
															.3		=1FD052+M1-23BF28	1	BN											

1	=1FD052-22W18 KABEL M12/OFFEN 4x0,34mm² 10m
2	=1FD052-22W19 KABEL M12/OFFEN 4x0,34mm² 10m
3	=1FD052-22W20 KABEL M12/OFFEN 4x0,34mm² 10m
4	=1FD052-22W21 KABEL M12/OFFEN 4x0,34mm² 10m
5	=1FD052-22W22 KABEL M12/OFFEN 4x0,34mm² 10m
6	=1FD052-22W23 KABEL M12/OFFEN 4x0,34mm² 10m
7	=1FD052-22W24 KABEL M12/OFFEN 4x0,34mm² 10m
8	=1FD052-23W25 KABEL M12/OFFEN 4x0,34mm² 10m
9	=1FD052-23W26 KABEL M12/OFFEN 4x0,34mm² 10m
10	=1FD052-23W27 KABEL M12/OFFEN 4x0,34mm² 10m
11	=1FD052-23W28 KABEL M12/OFFEN 4x0,34mm² 10m

Schutzvermerk ISO 16016 beachten / Refer to protection notice ISO 16016.

0		1		2	3	4	5	6	7		8	9	
Erstellungsdatum Date of creation	25.06.2021	Änderungsdatum Modification date	25.06.2021	Kunde Customer Indianapolis Blue Marble USA		KHS	Klemmenplan =1FD052+R11-XV50 Terminal diagram =1FD052+R11-XV50		Auftragsnummer Order Number K-89407962-000100	Vorherige Seite Previous page 52		Folgeblatt Next Sheet 54	
Name Name	T. Braun	Name Name	schoeffel						Maschine Machine Innofill Can C		=1FD1021		Blatt Sheet 53
Version Version	14	Prüfung Check											

Bezeichnung Potentialverteilung
Designation Distribution of potential
=1FD052+R11-XV50
Potential Verteiler XV50
Potential Distributor XV50

1	
2	
3	
4	
5	
6	
7	
8	
9	
10	
11	

Typ Type	1	2	3	4	5	6	7	8	9	10	11	Bezeichnung (Quelle) Designation (Source)	Anschluss Connection	Anschluss Beschreibung Connection Description	Klemmenbezeichnung Terminal designation	Brücken Jumpers	Bezeichnung (Ziel) Designation (Target)	Anschluss Connection	11	10	9	8	7	6	5	4	3	2	1	Seite / Spalte Page / Column
															.4		=1FD052+M1-23BF29	1											BN	
															.5		=1FD052+M1-23BF30	1										BN		
															.6		=1FD052+M1-23BF31	1									BN			
															.7		=1FD052+M1-23BF32	1								BN				
															a															
3031047															204 .0		=1FD052+M1-24BF33	1							BN					=1FD052/31.2
															.1		=1FD052+M1-24BF34	1						BN						
															.2		=1FD052+M1-24BF35	1					BN							
															.3		=1FD052+M1-24BF36	1				BN								
															.4		=1FD052+M1-24BF37	1			BN									
															.5		=1FD052+M1-24BF38	1		BN										
															.6		=1FD052+M1-24BF39	1	BN											

1	=1FD052-23W29	KABEL M12/OFFEN 4x0,34mm² 10m
2	=1FD052-23W30	KABEL M12/OFFEN 4x0,34mm² 10m
3	=1FD052-23W31	KABEL M12/OFFEN 4x0,34mm² 10m
4	=1FD052-23W32	KABEL M12/OFFEN 4x0,34mm² 10m
5	=1FD052-24W33	KABEL M12/OFFEN 4x0,34mm² 10m
6	=1FD052-24W34	KABEL M12/OFFEN 4x0,34mm² 10m
7	=1FD052-24W35	KABEL M12/OFFEN 4x0,34mm² 10m
8	=1FD052-24W36	KABEL M12/OFFEN 4x0,34mm² 10m
9	=1FD052-24W37	KABEL M12/OFFEN 4x0,34mm² 10m
10	=1FD052-24W38	KABEL M12/OFFEN 4x0,34mm² 10m
11	=1FD052-24W39	KABEL M12/OFFEN 4x0,34mm² 10m

Schutzvermerk ISO 16016 beachten / Refer to protection notice ISO 16016.

0		1		2	3	4	5	6	7	8	9
Erstellungsdatum Date of creation	25.06.2021	Änderungsdatum Modification date	25.06.2021	Kunde Customer Indianapolis Blue Marble USA		KHS	Klemmenplan =1FD052+R11-XV50 Terminal diagram =1FD052+R11-XV50		Auftragsnummer Order Number K-89407962-000100	Vorherige Seite Previous page 53	Folgeblatt Next Sheet 55
Name Name	T. Braun	Name Name	schoeffel						Maschine Machine Innofill Can C	=1FD1021	Blatt Sheet 54
Version Version	14	Prüfung Check									

Bezeichnung Potentialverteilung
Designation Distribution of potential
=1FD052+R11-XV50
Potential Verteiler XV50
Potential Distributor XV50

1	
2	
3	
4	
5	
6	
7	
8	
9	
10	
11	

1	=1FD052-24W40 KABEL M12/OFFEN 4x0,34mm² 10m
2	=1FD052-25W41 KABEL M12/OFFEN 4x0,34mm² 10m
3	=1FD052-25W42 KABEL M12/OFFEN 4x0,34mm² 10m
4	=1FD052-25W43 KABEL M12/OFFEN 4x0,34mm² 10m
5	=1FD052-25W44 KABEL M12/OFFEN 4x0,34mm² 10m
6	=1FD052-25W45 KABEL M12/OFFEN 4x0,34mm² 10m
7	=1FD052-25W46 KABEL M12/OFFEN 4x0,34mm² 10m
8	=1FD052-25W47 KABEL M12/OFFEN 4x0,34mm² 10m
9	=1FD052-25W48 KABEL M12/OFFEN 4x0,34mm² 10m
10	=1FD052-26W49 KABEL M12/OFFEN 4x0,34mm² 10m
11	=1FD052-26W50 KABEL M12/OFFEN 4x0,34mm² 10m

Typ Type	1	2	3	4	5	6	7	8	9	10	11	Bezeichnung (Quelle) Designation (Source)	Anschluss Connection	Anschluss Beschreibung Connection Description	Klemmenbezeichnung Terminal designation	Brücken Jumpers	Bezeichnung (Ziel) Designation (Target)	Anschluss Connection	11	10	9	8	7	6	5	4	3	2	1	Seite / Spalte Page / Column
															.7		=1FD052+M1-24BF40	1											BN	
															a		=1FD051+R11-X2	7												
3031047															205 .0		=1FD052+M1-25BF41	1										BN		=1FD052/31.3
															.1		=1FD052+M1-25BF42	1									BN			
															.2		=1FD052+M1-25BF43	1								BN				
															.3		=1FD052+M1-25BF44	1							BN					
															.4		=1FD052+M1-25BF45	1						BN						
															.5		=1FD052+M1-25BF46	1					BN							
															.6		=1FD052+M1-25BF47	1				BN								
															.7		=1FD052+M1-25BF48	1			BN									
															a															
3031047															206 .0		=1FD052+M1-26BF49	1			BN									=1FD052/31.4
															.1		=1FD052+M1-26BF50	1		BN										

Schutzvermerk ISO 16016 beachten / Refer to protection notice ISO 16016.

0		1		2	3	4	5	6	7	8	9
Erstellungsdatum Date of creation	25.06.2021	Änderungsdatum Modification date	25.06.2021	Kunde Customer Indianapolis Blue Marble USA	KHS	Klemmenplan =1FD052+R11-XV50 Terminal diagram =1FD052+R11-XV50	Auftragsnummer Order Number K-89407962-000100	Vorherige Seite Previous page 54	Folgeblatt Next Sheet 56		
Name Name	T. Braun	Name Name	schoeffel				Maschine Machine Innofill Can C	=1FD1021	Blatt Sheet 55		
Version Version	14	Prüfung Check									

Bezeichnung Potentialverteilung
Designation Distribution of potential
=1FD052+R11-XV50
Potential Verteiler XV50
Potential Distributor XV50

1	
2	
3	
4	
5	
6	
7	
8	
9	
10	
11	

Typ Type	1	2	3	4	5	6	7	8	9	10	11	Bezeichnung (Quelle) Designation (Source)	Anschluss Connection	Anschluss Beschreibung Connection Description	Klemmenbezeichnung Terminal designation	Brücken Jumpers	Bezeichnung (Ziel) Designation (Target)	Anschluss Connection	11	10	9	8	7	6	5	4	3	2	1	Seite / Spalte Page / Column
															.2		=1FD052+M1-26BF51	1											BN	
															.3		=1FD052+M1-26BF52	1										BN		
															.4		=1FD052+M1-26BF53	1									BN			
															.5		=1FD052+M1-26BF54	1								BN				
															.6		=1FD052+M1-26BF55	1							BN					
															.7		=1FD052+M1-26BF56	1						BN						
															a															
3031047															207 .0		=1FD052+M1-27BF57	1					BN							=1FD052/31.5
															.1		=1FD052+M1-27BF58	1				BN								
															.2		=1FD052+M1-27BF59	1			BN									
															.3		=1FD052+M1-27BF60	1		BN										
															.4															
															.5															
															.6															
															.7															
															a															
3031047															300 .0		=1FD052+M1-20BF1	4		BK										=1FD052/32.2

1	=1FD052-26W51	KABEL M12/OFFEN 4x0,34mm² 10m	
2	=1FD052-26W52	KABEL M12/OFFEN 4x0,34mm² 10m	
3	=1FD052-26W53	KABEL M12/OFFEN 4x0,34mm² 10m	
4	=1FD052-26W54	KABEL M12/OFFEN 4x0,34mm² 10m	
5	=1FD052-26W55	KABEL M12/OFFEN 4x0,34mm² 10m	
6	=1FD052-26W56	KABEL M12/OFFEN 4x0,34mm² 10m	
7	=1FD052-27W57	KABEL M12/OFFEN 4x0,34mm² 10m	
8	=1FD052-27W58	KABEL M12/OFFEN 4x0,34mm² 10m	
9	=1FD052-27W59	KABEL M12/OFFEN 4x0,34mm² 10m	
10	=1FD052-26W60	KABEL M12/OFFEN 4x0,34mm² 10m	
11	=1FD052-20W1	KABEL M12/OFFEN 4x0,34mm² 10m	

Schutzvermerk ISO 16016 beachten / Refer to protection notice ISO 16016.

0	1		2	3	4	5	6	7	8	9
Erstellungsdatum Date of creation	25.06.2021	Änderungsdatum Modification date	25.06.2021	Kunde Customer Indianapolis Blue Marble USA	KHS	Klemmenplan =1FD052+R11-XV50 Terminal diagram =1FD052+R11-XV50		Auftragsnummer Order Number K-89407962-000100	Vorherige Seite Previous page 55	Folgeblatt Next Sheet 57
Name Name	T. Braun	Name Name	schoeffel					Maschine Machine Innofill Can C	=1FD1021	Blatt Sheet 56
Version Version	14	Prüfung Check								

Bezeichnung Potentialverteilung
Designation Distribution of potential
=1FD052+R11-XV50
Potential Verteiler XV50
Potential Distributor XV50

1	
2	
3	
4	
5	
6	
7	
8	
9	
10	
11	

1	=1FD052-20W2	KABEL M12/OFFEN 4x0,34mm² 10m
2	=1FD052-20W3	KABEL M12/OFFEN 4x0,34mm² 10m
3	=1FD052-20W4	KABEL M12/OFFEN 4x0,34mm² 10m
4	=1FD052-20W5	KABEL M12/OFFEN 4x0,34mm² 10m
5	=1FD052-20W6	KABEL M12/OFFEN 4x0,34mm² 10m
6	=1FD052-20W7	KABEL M12/OFFEN 4x0,34mm² 10m
7	=1FD052-20W8	KABEL M12/OFFEN 4x0,34mm² 10m
8	=1FD052-21W9	KABEL M12/OFFEN 4x0,34mm² 10m
9	=1FD052-21W10	KABEL M12/OFFEN 4x0,34mm² 10m
10	=1FD052-21W11	KABEL M12/OFFEN 4x0,34mm² 10m
11	=1FD052-21W12	KABEL M12/OFFEN 4x0,34mm² 10m

Typ Type	1	2	3	4	5	6	7	8	9	10	11	Bezeichnung (Quelle) Designation (Source)	Anschluss Connection	Anschluss Beschreibung Connection Description	Klemmenbezeichnung Terminal designation	Brücken Jumpers	Bezeichnung (Ziel) Designation (Target)	Anschluss Connection	11	10	9	8	7	6	5	4	3	2	1	Seite / Spalte Page / Column
															.1		=1FD052+M1-20BF2	4											BK	
															.2		=1FD052+M1-20BF3	4										BK		
															.3		=1FD052+M1-20BF4	4									BK			
															.4		=1FD052+M1-20BF5	4								BK				
															.5		=1FD052+M1-20BF6	4							BK					
															.6		=1FD052+M1-20BF7	4						BK						
															.7		=1FD052+M1-20BF8	4					BK							
															a		=1FD051+R11-X2	1												
3031047															301 .0		=1FD052+M1-21BF9	4				BK								=1FD052/32.3
															.1		=1FD052+M1-21BF10	4			BK									
															.2		=1FD052+M1-21BF11	4		BK										
															.3		=1FD052+M1-21BF12	4	BK											

Schutzvermerk ISO 16016 beachten / Refer to protection notice ISO 16016.

0		1		2	3	4	5	6	7	8	9
Erstellungsdatum Date of creation	25.06.2021	Änderungsdatum Modification date	25.06.2021	Kunde Customer Indianapolis Blue Marble USA	KHS	Klemmenplan =1FD052+R11-XV50 Terminal diagram =1FD052+R11-XV50			Auftragsnummer Order Number K-89407962-000100	Vorherige Seite Previous page 56	Folgeblatt Next Sheet 58
Name Name	T. Braun	Name Name	schoeffel						Maschine Machine Innofill Can C	=1FD1021	Blatt Sheet 57
Version Version	14	Prüfung Check									

Bezeichnung Potentialverteilung
Designation Distribution of potential
=1FD052+R11-XV50
Potential Verteiler XV50
Potential Distributor XV50

1	
2	
3	
4	
5	
6	
7	
8	
9	
10	
11	

Typ Type	1	2	3	4	5	6	7	8	9	10	11	Bezeichnung (Quelle) Designation (Source)	Anschluss Connection	Anschluss Beschreibung Connection Description	Klemmenbezeichnung Terminal designation	Brücken Jumpers	Bezeichnung (Ziel) Designation (Target)	Anschluss Connection	11	10	9	8	7	6	5	4	3	2	1	Seite / Spalte Page / Column
															.4		=1FD052+M1-21BF13	4											BK	
															.5		=1FD052+M1-21BF14	4										BK		
															.6		=1FD052+M1-21BF15	4									BK			
															.7		=1FD052+M1-21BF16	4								BK				
															a															
3031047															302 .0		=1FD052+M1-22BF17	4						BK						=1FD052/32.4
															.1		=1FD052+M1-22BF18	4					BK							
															.2		=1FD052+M1-22BF19	4				BK								
															.3		=1FD052+M1-22BF20	4				BK								
															.4		=1FD052+M1-22BF21	4			BK									
															.5		=1FD052+M1-22BF22	4		BK										
															.6		=1FD052+M1-22BF23	4	BK											

1	=1FD052-21W13 KABEL M12/OFFEN 4x0,34mm² 10m
2	=1FD052-21W14 KABEL M12/OFFEN 4x0,34mm² 10m
3	=1FD052-21W15 KABEL M12/OFFEN 4x0,34mm² 10m
4	=1FD052-21W16 KABEL M12/OFFEN 4x0,34mm² 10m
5	=1FD052-22W17 KABEL M12/OFFEN 4x0,34mm² 10m
6	=1FD052-22W18 KABEL M12/OFFEN 4x0,34mm² 10m
7	=1FD052-22W19 KABEL M12/OFFEN 4x0,34mm² 10m
8	=1FD052-22W20 KABEL M12/OFFEN 4x0,34mm² 10m
9	=1FD052-22W21 KABEL M12/OFFEN 4x0,34mm² 10m
10	=1FD052-22W22 KABEL M12/OFFEN 4x0,34mm² 10m
11	=1FD052-22W23 KABEL M12/OFFEN 4x0,34mm² 10m

Schutzvermerk ISO 16016 beachten / Refer to protection notice ISO 16016.

0	1	2	3	4	5	6	7	8	9
Erstellungsdatum Date of creation: 25.06.2021	Änderungsdatum Modification date: 25.06.2021	Kunde Customer: Indianapolis Blue Marble USA		KHS	Klemmenplan =1FD052+R11-XV50 Terminal diagram =1FD052+R11-XV50		Auftragsnummer Order Number: K-89407962-000100	Vorherige Seite Previous page: 57	Folgeblatt Next Sheet: 59
Name Name: T. Braun	Name Name: schoeffel						Maschine Machine: Innofill Can C	=1FD1021	Blatt Sheet: 58
Version Version: 14	Prüfung Check:								

Bezeichnung Potentialverteilung
Designation Distribution of potential
=1FD052+R11-XV50
Potential Verteiler XV50
Potential Distributor XV50

1	
2	
3	
4	
5	
6	
7	
8	
9	
10	
11	

1	=1FD052-22W24 KABEL M12/OFFEN 4x0,34mm² 10m
2	=1FD052-23W25 KABEL M12/OFFEN 4x0,34mm² 10m
3	=1FD052-23W26 KABEL M12/OFFEN 4x0,34mm² 10m
4	=1FD052-23W27 KABEL M12/OFFEN 4x0,34mm² 10m
5	=1FD052-23W28 KABEL M12/OFFEN 4x0,34mm² 10m
6	=1FD052-23W29 KABEL M12/OFFEN 4x0,34mm² 10m
7	=1FD052-23W30 KABEL M12/OFFEN 4x0,34mm² 10m
8	=1FD052-23W31 KABEL M12/OFFEN 4x0,34mm² 10m
9	=1FD052-23W32 KABEL M12/OFFEN 4x0,34mm² 10m
10	=1FD052-24W33 KABEL M12/OFFEN 4x0,34mm² 10m
11	=1FD052-24W34 KABEL M12/OFFEN 4x0,34mm² 10m

Typ Type	1	2	3	4	5	6	7	8	9	10	11	Bezeichnung (Quelle) Designation (Source)	Anschluss Connection	Anschluss Beschreibung Connection Description	Klemmenbezeichnung Terminal designation	Brücken Jumpers	Bezeichnung (Ziel) Designation (Target)	Anschluss Connection	11	10	9	8	7	6	5	4	3	2	1	Seite / Spalte Page / Column
															.7		=1FD052+M1-22BF24	4											BK	
															a															
3031047															303 .0		=1FD052+M1-23BF25	4										BK		=1FD052/32.5
															.1		=1FD052+M1-23BF26	4									BK			
															.2		=1FD052+M1-23BF27	4								BK				
															.3		=1FD052+M1-23BF28	4							BK					
															.4		=1FD052+M1-23BF29	4						BK						
															.5		=1FD052+M1-23BF30	4					BK							
															.6		=1FD052+M1-23BF31	4				BK								
															.7		=1FD052+M1-23BF32	4			BK									
															a															
3031047															304 .0		=1FD052+M1-24BF33	4			BK									=1FD052/32.6
															.1		=1FD052+M1-24BF34	4		BK										

Schutzvermerk ISO 16016 beachten / Refer to protection notice ISO 16016.

0		1		2	3	4	5	6	7	8	9
Erstellungsdatum Date of creation	25.06.2021	Änderungsdatum Modification date	25.06.2021	Kunde Customer Indianapolis Blue Marble USA		KHS	Klemmenplan =1FD052+R11-XV50 Terminal diagram =1FD052+R11-XV50		Auftragsnummer Order Number K-89407962-000100	Vorherige Seite Previous page 58	Folgeblatt Next Sheet 60
Name Name	T. Braun	Name Name	schoeffel						Maschine Machine Innofill Can C	=1FD1021	Blatt Sheet 59
Version Version	14	Prüfung Check									

Bezeichnung Potentialverteilung
Designation Distribution of potential
=1FD052+R11-XV50
Potential Verteiler XV50
Potential Distributor XV50

1	
2	
3	
4	
5	
6	
7	
8	
9	
10	
11	

Typ Type	1	2	3	4	5	6	7	8	9	10	11	Bezeichnung (Quelle) Designation (Source)	Anschluss Connection	Anschluss Beschreibung Connection Description	Klemmenbezeichnung Terminal designation	Brücken Jumpers	Bezeichnung (Ziel) Designation (Target)	Anschluss Connection	11	10	9	8	7	6	5	4	3	2	1	Seite / Spalte Page / Column
															.2		=1FD052+M1-24BF35	4											BK	
															.3		=1FD052+M1-24BF36	4										BK		
															.4		=1FD052+M1-24BF37	4									BK			
															.5		=1FD052+M1-24BF38	4								BK				
															.6		=1FD052+M1-24BF39	4							BK					
															.7		=1FD052+M1-24BF40	4						BK						
															a															
3031047															305 .0		=1FD052+M1-25BF41	4					BK							=1FD052/32.8
															.1		=1FD052+M1-25BF42	4				BK								
															.2		=1FD052+M1-25BF43	4			BK									
															.3		=1FD052+M1-25BF44	4		BK										
															.4		=1FD052+M1-25BF45	4	BK											

1	=1FD052-24W35 KABEL M12/OFFEN 4x0,34mm² 10m
2	=1FD052-24W36 KABEL M12/OFFEN 4x0,34mm² 10m
3	=1FD052-24W37 KABEL M12/OFFEN 4x0,34mm² 10m
4	=1FD052-24W38 KABEL M12/OFFEN 4x0,34mm² 10m
5	=1FD052-24W39 KABEL M12/OFFEN 4x0,34mm² 10m
6	=1FD052-24W40 KABEL M12/OFFEN 4x0,34mm² 10m
7	=1FD052-25W41 KABEL M12/OFFEN 4x0,34mm² 10m
8	=1FD052-25W42 KABEL M12/OFFEN 4x0,34mm² 10m
9	=1FD052-25W43 KABEL M12/OFFEN 4x0,34mm² 10m
10	=1FD052-25W44 KABEL M12/OFFEN 4x0,34mm² 10m
11	=1FD052-25W45 KABEL M12/OFFEN 4x0,34mm² 10m

Schutzvermerk ISO 16016 beachten / Refer to protection notice ISO 16016.

0		1		2	3	4	5	6	7		8	9
Erstellungsdatum Date of creation	25.06.2021	Änderungsdatum Modification date	25.06.2021	Kunde Customer Indianapolis Blue Marble USA		KHS	Klemmenplan =1FD052+R11-XV50 Terminal diagram =1FD052+R11-XV50		Auftragsnummer Order Number K-89407962-000100	Vorherige Seite Previous page 59		Folgeblatt Next Sheet 61
Name Name	T. Braun	Name Name	schoeffel						Maschine Machine Innofill Can C	=1FD1021		Blatt Sheet 60
Version Version	14	Prüfung Check										

Bezeichnung Potentialverteilung
Designation Distribution of potential
=1FD052+R11-XV50
Potential Verteiler XV50
Potential Distributor XV50

1	
2	
3	
4	
5	
6	
7	
8	
9	
10	
11	

Typ Type	1	2	3	4	5	6	7	8	9	10	11	Bezeichnung (Quelle) Designation (Source)	Anschluss Connection	Anschluss Beschreibung Connection Description	Klemmenbezeichnung Terminal designation	Brücken Jumpers	Bezeichnung (Ziel) Designation (Target)	Anschluss Connection	11	10	9	8	7	6	5	4	3	2	1	Seite / Spalte Page / Column
															.5		=1FD052+M1-25BF46	4											BK	
															.6		=1FD052+M1-25BF47	4										BK		
															.7		=1FD052+M1-25BF48	4									BK			
															a															
3031047															306 .0		=1FD052+M1-26BF49	4								BK				=1FD052/32.9
															.1		=1FD052+M1-26BF50	4							BK					
															.2		=1FD052+M1-26BF51	4						BK						
															.3		=1FD052+M1-26BF52	4					BK							
															.4		=1FD052+M1-26BF53	4				BK								
															.5		=1FD052+M1-26BF54	4			BK									
															.6		=1FD052+M1-26BF55	4		BK										
															.7		=1FD052+M1-26BF56	4	BK											
															a															

1	=1FD052-25W46 KABEL M12/OFFEN 4x0,34mm² 10m
2	=1FD052-25W47 KABEL M12/OFFEN 4x0,34mm² 10m
3	=1FD052-25W48 KABEL M12/OFFEN 4x0,34mm² 10m
4	=1FD052-26W49 KABEL M12/OFFEN 4x0,34mm² 10m
5	=1FD052-26W50 KABEL M12/OFFEN 4x0,34mm² 10m
6	=1FD052-26W51 KABEL M12/OFFEN 4x0,34mm² 10m
7	=1FD052-26W52 KABEL M12/OFFEN 4x0,34mm² 10m
8	=1FD052-26W53 KABEL M12/OFFEN 4x0,34mm² 10m
9	=1FD052-26W54 KABEL M12/OFFEN 4x0,34mm² 10m
10	=1FD052-26W55 KABEL M12/OFFEN 4x0,34mm² 10m
11	=1FD052-26W56 KABEL M12/OFFEN 4x0,34mm² 10m

Schutzvermerk ISO 16016 beachten / Refer to protection notice ISO 16016.

0		1		2	3	4	5	6	7	8	9
Erstellungsdatum Date of creation	25.06.2021	Änderungsdatum Modification date	25.06.2021	Kunde Customer Indianapolis Blue Marble USA		KHS	Klemmenplan =1FD052+R11-XV50 Terminal diagram =1FD052+R11-XV50		Auftragsnummer Order Number K-89407962-000100	Vorherige Seite Previous page 60	Folgeblatt Next Sheet 62
Name Name	T. Braun	Name Name	schoeffel						Maschine Machine Innofill Can C	=1FD1021	Blatt Sheet 61
Version Version	14	Prüfung Check									

Bezeichnung Potentialverteilung
Designation Distribution of potential
=1FD052+R11-XV50
Potential Verteiler XV50
Potential Distributor XV50

1	
2	
3	
4	
5	
6	
7	
8	
9	
10	
11	

1	=1FD052-27W57 KABEL M12/OFFEN 4x0,34mm² 10m
2	=1FD052-27W58 KABEL M12/OFFEN 4x0,34mm² 10m
3	=1FD052-27W59 KABEL M12/OFFEN 4x0,34mm² 10m
4	=1FD052-27W60 KABEL M12/OFFEN 4x0,34mm² 10m
5	
6	
7	
8	
9	
10	
11	

Typ Type	1	2	3	4	5	6	7	8	9	10	11	Bezeichnung (Quelle) Designation (Source)	Anschluss Connection	Anschluss Beschreibung Connection Description	Klemmenbezeichnung Terminal designation	Brücken Jumpers	Bezeichnung (Ziel) Designation (Target)	Anschluss Connection	11	10	9	8	7	6	5	4	3	2	1	Seite / Spalte Page / Column
3031047															307 .0		=1FD052+M1-27BF57	4											BK	=1FD052/32.9
															.1		=1FD052+M1-27BF58	4										BK		
															.2		=1FD052+M1-27BF59	4									BK			
															.3		=1FD052+M1-27BF60	4								BK				
															.4															
															.5															
															.6															
															.7															
															a															

Schutzvermerk ISO 16016 beachten / Refer to protection notice ISO 16016.

0		1		2	3	4	5	6	7	8	9
Erstellungsdatum Date of creation	25.06.2021	Änderungsdatum Modification date	25.06.2021	Kunde Customer Indianapolis Blue Marble USA	KHS	Klemmenplan =1FD052+R11-XV50 Terminal diagram =1FD052+R11-XV50			Auftragsnummer Order Number K-89407962-000100	Vorherige Seite Previous page 61	Folgeblatt Next Sheet =1FD1100/1
Name Name	T. Braun	Name Name	schoeffel						Maschine Machine Innofill Can C	=1FD1021	Blatt Sheet 62
Version Version	14	Prüfung Check									

Stückliste
Bill of materials

Benennung (BMK) Device Designation	Anzahl Number	Bezeichnung Designation	Material Nummer Material Number	Seite Page	Hersteller Manufacturer
=1FD000-80W1	1	Patchkabel Patch cable 1/1 - 2x180°-1,0m 1403927	301254696392	=1FD000/80.1	Phoenix Contact
=1FD000-80W2	1	Patchkabel Patch cable 1/1 - 2x180°-1,0m 1403927	301254696392	=1FD000/80.2	Phoenix Contact
=1FD000-80W3	1	Patchkabel Patch cable 2x180°-3,0m 1403930	301254696394	=1FD000/80.3	Phoenix Contact
=1FD000-80W4	1	Patchkabel Patch cable 1/1 - 2x180°-2,0m 1403929	301254696393	=1FD000/80.4	Phoenix Contact
=1FD000-80W5	1	Patchkabel Patch cable 1/1 - 2x180°-2,0m 1403929	301254696393	=1FD000/80.5	Phoenix Contact
=1FD000-80W5.1	1	Patchkabel Patch cable 1/1 - 2x180°-0,3m 1423032	301254696390	=1FD000/80.5	Phoenix Contact
=1FD000-80W6	1	Patchkabel Patch cable 1/1 - 2x180°-2,0m 1403929	301254696393	=1FD000/80.6	Phoenix Contact
=1FD000-80W7	1	Patchkabel Patch cable 1/1 - 2x180°-0,5m 1403926	301254696391	=1FD000/80.7	Phoenix Contact
=1FD000-80W8	1	Patchkabel Patch cable 1/1 - 2x180°-2,0m 1403929	301254696393	=1FD000/80.8	Phoenix Contact
=1FD000-80W9	1	Patchkabel Patch cable 1/1 - 2x180°-2,0m 1403929	301254696393	=1FD000/80.1	Phoenix Contact
=1FD000-81W1	1	Patchkabel Patch cable 1/1 - 2x180°-2,0m 1403929	301254696393	=1FD000/81.1	Phoenix Contact
=1FD000-81W2	1	Patchkabel Patch cable 1/1 - 2x180°-10m 1403934	301254696396	=1FD000/81.2	Phoenix Contact
=1FD000-81W3	1	Patchkabel Patch cable 2x180°-3,0m 1403930	301254696394	=1FD000/81.3	Phoenix Contact
=1FD000-81W4	1	Steckverbinder Connector M12/RJ45 konfektioniert pre-assembled 1407502	301254696362	=1FD000/81.4	Phoenix Contact
=1FD000-81W5	1	Patchkabel Patch cable 2x180°-3,0m 1403930	301254696394	=1FD000/81.5	Phoenix Contact
=1FD000-81W7	1	Patchkabel Patch cable 1/1 - 2x180°-2,0m 1403929	301254696393	=1FD000/81.7	Phoenix Contact
=1FD000-81W9	1	Patchkabel Patch cable 1/1 - 2x180°-0,5m 1403926	301254696391	=1FD000/81.1	Phoenix Contact
=1FD000-81W15	1	Kabel Cable Cat6a Ethernet Ethernet 2170464	301253224090	=1FD000/81.7	Lapp GmbH
=1FD000-87W1	1	Steckverbinder Connector 4P / M12 konfektioniert pre-assembled 1408826	301999950121	=1FD000/87.1	Phoenix Contact
=1FD000-87W2	1	Steckverbinder Connector M12/M12 konfektioniert pre-assembled 1569443	301254695640	=1FD000/87.1	Phoenix Contact

Schutzvermerk ISO 16016 beachten / Refer to protection notice ISO 16016.

Stückliste
Bill of materials

Benennung (BMK) Device Designation	Anzahl Number	Bezeichnung Designation		Material Nummer Material Number	Seite Page	Hersteller Manufacturer
=1FD000-87W3	1	Steckverbinder Connector M12/M12	konfektioniert pre-assembled 1569456	301254695546	=1FD000/87.1	Phoenix Contact
=1FD000-87W4	1	Steckverbinder Connector M12/M12	konfektioniert pre-assembled 1569443	301254695640	=1FD000/87.3	Phoenix Contact
=1FD001-6W1	1	Kabel Cable 3m	konfektioniert pre-assembled SZ2500.420	301254690165	=1FD001/6.1	Rittal
=1FD001-6W2	1	Anschlusskabel Connecting cable	konfektioniert pre-assembled SZ 2500.550	301254690166	=1FD001/6.4	Rittal
=1FD003-59W1	1	Steckverbinder Connector M12	konfektioniert pre-assembled 1421305	301254690516	=1FD003/59.1	Phoenix Contact
=1FD003-59W2	1	Steckverbinder Connector M12/M12	konfektioniert pre-assembled 1408807	301254695516	=1FD003/59.1	Phoenix Contact
=1FD003-59W3	1	Steckverbinder Connector M12/M12	konfektioniert pre-assembled 1408807	301254695516	=1FD003/59.1	Phoenix Contact
=1FD003-59W4	1	Steckverbinder Connector M12/M12	konfektioniert pre-assembled 1408807	301254695516	=1FD003/59.4	Phoenix Contact
=1FD003-68W1	1	Steckverbinder Connector M12/M12	konfektioniert pre-assembled EVT024	301254690586	=1FD003/68.0	IFM electronic GmbH
=1FD003-68W2	1	Steckverbinder Connector M12/M12	konfektioniert pre-assembled EVT024	301254690586	=1FD003/68.3	IFM electronic GmbH
=1FD003-68W3	1	Steckverbinder Connector M12/M12	konfektioniert pre-assembled EVT024	301254690586	=1FD003/68.5	IFM electronic GmbH
=1FD003-68W4	1	Steckverbinder Connector M12/M12	konfektioniert pre-assembled EVT024	301254690586	=1FD003/68.8	IFM electronic GmbH
=1FD003-70W1	1	Steckverbinder Connector M12/M12	konfektioniert pre-assembled XXXXXXX	301268819723	=1FD003/70.0	Phoenix Contact
=1FD003-71W1	1	Steckverbinder Connector M12/M12	konfektioniert pre-assembled XXXXXXX	301268819723	=1FD003/71.0	Phoenix Contact
=1FD003-74W1	1	Steckverbinder Connector M12/M12	konfektioniert pre-assembled XXXXXXX	301268810126	=1FD003/74.0	Phoenix Contact
=1FD003-75W1	1	Steckverbinder Connector M12/M12	konfektioniert pre-assembled XXXXXXX	301268810126	=1FD003/75.0	Phoenix Contact
=1FD003-77W1	1	Steckverbinder Connector M12/M12	konfektioniert pre-assembled XXXXXXX	301268819723	=1FD003/77.0	Phoenix Contact
=1FD004-7W2	1	Steckverbinder Connector M12/M12	konfektioniert pre-assembled 1415009	301268819114	=1FD004/7.3	Phoenix Contact
=1FD005-4W3	1	Steckverbinder Connector M12	konfektioniert pre-assembled 1409355	301268819400	=1FD005/4.4	Phoenix Contact
=1FD005-44W1	1	Steckverbinder Connector M12	konfektioniert pre-assembled 1401260	301268819036	=1FD005/44.1	Phoenix Contact

Schutzvermerk ISO 16016 beachten / Refer to protection notice ISO 16016.

Stückliste
Bill of materials

Benennung (BMK) Device Designation	Anzahl Number	Bezeichnung Designation	Material Nummer Material Number	Seite Page	Hersteller Manufacturer
=1FD005-54W1	1	Anschlusskabel Connecting cable 540326	301265363462	=1FD005/54.1	
=1FD005-55W1	1	Kabel konfektioniert Cable pre-assembled M12/M12 540340	301268819451	=1FD005/55.2	
=1FD005-55W2	1	Kabel konfektioniert Cable pre-assembled M12/M12 570357	301268810382	=1FD005/55.1	
=1FD005-55W4	1	Kabel konfektioniert Cable pre-assembled M12/M12 540340	301268819451	=1FD005/55.4	
=1FD005-55W5	1	Kabel konfektioniert Cable pre-assembled M12/M12 570357	301268810382	=1FD005/55.6	
=1FD005-59W2	1	Spiralkabel grau Spiral cable grey Ölflex Spiral 400P	301254690297	=1FD005/59.1	Lapp GmbH
=1FD005-74W1	1	Anschlusskabel Connecting cable 540326	301265363462	=1FD005/74.1	
=1FD005-75W1	1	Kabel konfektioniert Cable pre-assembled M12/M12 540340	301268819451	=1FD005/75.2	
=1FD005-75W3	1	Kabel konfektioniert Cable pre-assembled M12/M12 570357	301268810382	=1FD005/75.3	
=1FD005-75W4	1	Kabel konfektioniert Cable pre-assembled M12/M12 540341	301268819452	=1FD005/75.4	
=1FD005-75W6	1	Kabel konfektioniert Cable pre-assembled M12/M12 540340	301268819451	=1FD005/75.6	
=1FD005-75W7	1	Kabel konfektioniert Cable pre-assembled M12/M12 570357	301268810382	=1FD005/75.8	
=1FD005-79W2	1	Spiralkabel grau Spiral cable grey Ölflex Spiral 400P	301254690297	=1FD005/79.1	Lapp GmbH
=1FD005-80W1	1	Kabel Cable 12G1,0	301253220147	=1FD005/80.1	N/A
=1FD005-81W1	1	Steckverbinder konfektioniert Connector pre-assembled M12 1522655	301268819052	=1FD005/81.1	Phoenix Contact
=1FD005-94W1	1	Anschlusskabel Connecting cable 540326	301265363462	=1FD005/94.1	
=1FD005-95W1	1	Kabel konfektioniert Cable pre-assembled M12/M12 540340	301268819451	=1FD005/95.2	
=1FD005-95W3	1	Kabel konfektioniert Cable pre-assembled M12/M12 540340	301268819451	=1FD005/95.4	
=1FD005-95W4	1	Kabel konfektioniert Cable pre-assembled M12/M12 570357	301268810382	=1FD005/95.3	
=1FD005-95W5	1	Kabel konfektioniert Cable pre-assembled M12/M12 540340	301268819451	=1FD005/95.6	

Schutzvermerk ISO 16016 beachten / Refer to protection notice ISO 16016.

Stückliste
Bill of materials

Benennung (BMK) Device Designation	Anzahl Number	Bezeichnung Designation		Material Nummer Material Number	Seite Page	Hersteller Manufacturer
=1FD005-95W6	1	Kabel Cable M12/M12	konfektioniert pre-assembled 570357	301268810382	=1FD005/95.5	
=1FD005-96W1	1	Kabel Cable M12/M12	konfektioniert pre-assembled 540340	301268819451	=1FD005/96.2	
=1FD005-96W3	1	Kabel Cable M12/M12	konfektioniert pre-assembled 570357	301268810382	=1FD005/96.4	
=1FD005-99W2	1	Spiralkabel Spiral cable Ölflex Spiral 400P	grau grey	301254690297	=1FD005/99.1	Lapp GmbH
=1FD005-100W1	1	Kabel Cable 12G1,0		301253220147	=1FD005/100.1	N/A
=1FD005-101W1	1	Steckverbinder Connector M12	konfektioniert pre-assembled 1522655	301268819052	=1FD005/101.1	Phoenix Contact
=1FD005-260W1	1	Steckverbinder Connector M12	konfektioniert pre-assembled 1514841	301268819030	=1FD005/260.1	Phoenix Contact
=1FD005-260W2	1	Steckverbinder Connector M12	konfektioniert pre-assembled 1514841	301268819030	=1FD005/260.2	Phoenix Contact
=1FD005-260W3	1	Steckverbinder Connector M12	konfektioniert pre-assembled 1514841	301268819030	=1FD005/260.4	Phoenix Contact
=1FD005-260W3.1	1	Näherungsschalter Proximity switch	 574336	301999958882	=1FD005/260.4	Festo
=1FD005-260W4	1	Steckverbinder Connector M12	konfektioniert pre-assembled 1514841	301268819030	=1FD005/260.6	Phoenix Contact
=1FD005-260W4.1	1	Näherungsschalter Proximity switch	 574336	301999958882	=1FD005/260.6	Festo
=1FD005-260W5	1	Steckverbinder Connector M12/M12	konfektioniert pre-assembled EVT026	301254690542	=1FD005/260.8	IFM electronic GmbH
=1FD005-261W1	1	Steckverbinder Connector M12	konfektioniert pre-assembled 1514841	301268819030	=1FD005/261.1	Phoenix Contact
=1FD005-261W2	1	Steckverbinder Connector M12	konfektioniert pre-assembled 1514841	301268819030	=1FD005/261.2	Phoenix Contact
=1FD005-261W3	1	Steckverbinder Connector M12	konfektioniert pre-assembled 1514841	301268819030	=1FD005/261.4	Phoenix Contact
=1FD005-261W3.1	1	Näherungsschalter Proximity switch	 574336	301999958882	=1FD005/261.4	Festo
=1FD005-261W4	1	Steckverbinder Connector M12	konfektioniert pre-assembled 1514841	301268819030	=1FD005/261.6	Phoenix Contact
=1FD005-261W4.1	1	Näherungsschalter Proximity switch	 574336	301999958882	=1FD005/261.6	Festo
=1FD005-261W5	1	Steckverbinder Connector M12/M12	konfektioniert pre-assembled EVT026	301254690542	=1FD005/261.8	IFM electronic GmbH

Schutzvermerk ISO 16016 beachten / Refer to protection notice ISO 16016.

Stückliste
Bill of materials

Benennung (BMK) Device Designation	Anzahl Number	Bezeichnung Designation		Material Nummer Material Number	Seite Page	Hersteller Manufacturer
=1FD005-262W1	1	Steckverbinder Connector M12	konfektioniert pre-assembled 1514841	301268819030	=1FD005/262.1	Phoenix Contact
=1FD005-262W2	1	Steckverbinder Connector M12	konfektioniert pre-assembled 1514841	301268819030	=1FD005/262.2	Phoenix Contact
=1FD005-262W3	1	Steckverbinder Connector M12	konfektioniert pre-assembled 1514841	301268819030	=1FD005/262.4	Phoenix Contact
=1FD005-262W3.1	1	Näherungsschalter Proximity switch	 574336	301999958882	=1FD005/262.4	Festo
=1FD005-262W4	1	Steckverbinder Connector M12	konfektioniert pre-assembled 1514841	301268819030	=1FD005/262.6	Phoenix Contact
=1FD005-262W4.1	1	Näherungsschalter Proximity switch	 574336	301999958882	=1FD005/262.6	Festo
=1FD005-262W5	1	Steckverbinder Connector M12/M12	konfektioniert pre-assembled EVT025	301254690541	=1FD005/262.8	IFM electronic GmbH
=1FD005-272W1	1	Steckverbinder Connector M12	konfektioniert pre-assembled 1409353	301268819401	=1FD005/272.1	Phoenix Contact
=1FD005-276W1	1	Steckverbinder Connector M12	konfektioniert pre-assembled 1409353	301268819401	=1FD005/276.1	Phoenix Contact
=1FD006-3W1	1	Kabel Cable 0,6m	 6SL3060-4AU00-0AA0	301268713541	=1FD006/3.1	Siemens
=1FD006-3W2	1	Kabel Cable 0,6m	 6SL3060-4AU00-0AA0	301268713541	=1FD006/3.1	Siemens
=1FD006-3W6	1	Signalleitung Signal line Sinamics Drive-Cliq	 6SL3060-4AF10-0AA0	301268713680	=1FD006/3.4	Siemens
=1FD006-3W7	1	Kabel Cable Sinamics Drive-Cliq	 6SL3060-4AA10-0AA0	301268713542	=1FD006/3.4	Siemens
=1FD006-3W8	1	Kabel Cable 0,16m	 6SL3060-4AD00-0AA0	301268713544	=1FD006/3.4	Siemens
=1FD010-4W1	1	Leistungsleitung Power line 25m	konfektioniert pre-assembled 6FX5012-5CS46-1CF0	301254690471	=1FD010/4.1	N/A
=1FD010-4W1.1	1	Kabel Cable 0,6m	 6SL3060-4AU00-0AA0	301268713541	=1FD010/4.3	Siemens
=1FD010-4W1.2	1	Signalleitung Signal line 6m	konfektioniert pre-assembled 6FX5002-2EQ10-1AG0	301254693150	=1FD010/4.3	Siemens
=1FD010-4W1.3	1	Anschlussadapter Connection adaptor 2,5m	konfektioniert pre-assembled 772212	301265360026	=1FD010/4.4	
=1FD010-5W2	1	Leistungsleitung Power line 25m	konfektioniert pre-assembled 6FX5012-5CS46-1CF0	301254690471	=1FD010/5.6	N/A
=1FD010-5W2.1	1	Kabel Cable 0,6m	 6SL3060-4AU00-0AA0	301268713541	=1FD010/5.7	Siemens

Schutzvermerk ISO 16016 beachten / Refer to protection notice ISO 16016.

Stückliste
Bill of materials

Benennung (BMK) Device Designation	Anzahl Number	Bezeichnung Designation		Material Nummer Material Number	Seite Page	Hersteller Manufacturer
=1FD010-5W2.2	1	Signalleitung Signal line 13m	konfektioniert pre-assembled 6FX5002-2EQ10-1BD0	301254693406	=1FD010/5.8	Siemens
=1FD010-5W2.3	1	Anschlussadapter Connection adaptor 2,5m	konfektioniert pre-assembled 772212	301265360026	=1FD010/5.9	
=1FD010-6W3	1	Leistungsleitung Power line 25m	konfektioniert pre-assembled 6FX5012-5CS06-1CF0	301254690479	=1FD010/6.1	N/A
=1FD010-6W3.1	1	Kabel Cable Sinamics Drive-Cliq	 6SL3060-4AA10-0AA0	301268713542	=1FD010/6.3	Siemens
=1FD010-6W3.2	1	Signalleitung Signal line 8m	konfektioniert pre-assembled 6FX5002-2EQ10-1AJ0	301254693151	=1FD010/6.3	Siemens
=1FD010-6W3.3	1	Anschlussadapter Connection adaptor 2,5m	konfektioniert pre-assembled 772212	301265360026	=1FD010/6.4	
=1FD010-7W4	1	Leistungsleitung Power line 25m	konfektioniert pre-assembled 6FX5012-5CS06-1CF0	301254690479	=1FD010/7.6	N/A
=1FD010-7W4.1	1	Kabel Cable Sinamics Drive-Cliq	 6SL3060-4AA10-0AA0	301268713542	=1FD010/7.7	Siemens
=1FD010-7W4.2	1	Signalleitung Signal line 13m	konfektioniert pre-assembled 6FX5002-2EQ10-1BD0	301254693406	=1FD010/7.8	Siemens
=1FD010-7W4.3	1	Anschlussadapter Connection adaptor 2,5m	konfektioniert pre-assembled 772212	301265360026	=1FD010/7.9	
=1FD011-1W1	1	Steckverbinder Connector M12	konfektioniert pre-assembled 1512885	301268819041	=1FD011/1.1	Phoenix Contact
=1FD011-1W2	1	Steckverbinder Connector M12	konfektioniert pre-assembled 1512885	301268819041	=1FD011/1.2	Phoenix Contact
=1FD013-1W1	1	Steckverbinder Connector M12/M12	konfektioniert pre-assembled EVT032	301254690539	=1FD013/1.1	IFM electronic GmbH
=1FD013-1W1	1	Steckverbinder Connector M12/M12	konfektioniert pre-assembled EVT445	301254695671	=1FD013/1.1	IFM electronic GmbH
=1FD014-2W1	1	Hybridkabel Hybrid cable 15m	konfektioniert pre-assembled 8CH015.1A-1	301254690776	=1FD014/2.4	B&R ELEKTRONIK
=1FD014-3W1	1	Hybridkabel Hybrid cable 3m	konfektioniert pre-assembled 8CH003.1A-1	301254690716	=1FD014/3.4	B&R ELEKTRONIK
=1FD017-1W1	1	Steckverbinder Connector M12/3LED	konfektioniert pre-assembled	301268819351	=1FD017/1.1	Phoenix Contact
=1FD036-1W1	1	Steckverbinder Connector M12	konfektioniert pre-assembled EVT094	301254695570	=1FD036/1.0	IFM electronic GmbH
=1FD036-1W2	1	Steckverbinder Connector M12	konfektioniert pre-assembled EVT094	301254695570	=1FD036/1.1	IFM electronic GmbH
=1FD036-1W3	1	Steckverbinder Connector M12	konfektioniert pre-assembled EVT094	301254695570	=1FD036/1.2	IFM electronic GmbH

Schutzvermerk ISO 16016 beachten / Refer to protection notice ISO 16016.

Stückliste
Bill of materials

Benennung (BMK) Device Designation	Anzahl Number	Bezeichnung Designation		Material Nummer Material Number	Seite Page	Hersteller Manufacturer
=1FD036-1W4	1	Steckverbinder Connector M12	konfektioniert pre-assembled EVT094	301254695570	=1FD036/1.3	IFM electronic GmbH
=1FD036-1W5	1	Steckverbinder Connector M12	konfektioniert pre-assembled EVT094	301254695570	=1FD036/1.4	IFM electronic GmbH
=1FD036-1W6	1	Steckverbinder Connector M12	konfektioniert pre-assembled EVT094	301254695570	=1FD036/1.5	IFM electronic GmbH
=1FD036-1W7	1	Steckverbinder Connector M12	konfektioniert pre-assembled EVT094	301254695570	=1FD036/1.6	IFM electronic GmbH
=1FD036-3W1	1	Steckverbinder Connector M12	konfektioniert pre-assembled EVT094	301254695570	=1FD036/3.2	IFM electronic GmbH
=1FD036-3W2	1	Steckverbinder Connector M12	konfektioniert pre-assembled EVT094	301254695570	=1FD036/3.3	IFM electronic GmbH
=1FD050-2W607	1	Steckverbinder Connector M12	konfektioniert pre-assembled EVT002	301254695551	=1FD050/2.2	IFM electronic GmbH
=1FD050-2W612	1	Steckverbinder Connector M12	konfektioniert pre-assembled EVT002	301254695551	=1FD050/2.1	IFM electronic GmbH
=1FD050-4W1	1	Kabel Cable 5G2,5		301253220105	=1FD050/4.0	N/A
=1FD050-4W2	1	Kabel Cable 5G2,5		301253220105	=1FD050/4.0	N/A
=1FD050-4W3	1	Kabel Cable 5G2,5		301253220105	=1FD050/4.0	N/A
=1FD050-4W4	1	Kabel Cable 5G2,5		301253220105	=1FD050/4.3	N/A
=1FD050-4W5	1	Kabel Cable 5G2,5		301253220105	=1FD050/4.3	N/A
=1FD050-4W6	1	Kabel Cable 5G2,5		301253220105	=1FD050/4.3	N/A
=1FD050-4W7	1	Kabel Cable Unitronic-LIYY	0028507	301253220496	=1FD050/4.5	Lapp GmbH
=1FD050-4W8	1	Kabel Cable Unitronic-LIYY	0028507	301253220496	=1FD050/4.5	Lapp GmbH
=1FD050-4W9	1	Kabel Cable Unitronic-LIYY	0028507	301253220496	=1FD050/4.5	Lapp GmbH
=1FD050-4W10	1	Steckverbinder Connector	Ethernet Ethernet VS-08-RJ45-5-Q / 165672	301261291602	=1FD050/4.8	Phoenix Contact
=1FD050-4W11	1	Steckverbinder Connector	Ethernet Ethernet VS-08-RJ45-5-Q / 165672	301261291602	=1FD050/4.8	Phoenix Contact
=1FD050-4W12	1	Steckverbinder Connector	Ethernet Ethernet VS-08-RJ45-5-Q / 165672	301261291602	=1FD050/4.8	Phoenix Contact

Schutzvermerk ISO 16016 beachten / Refer to protection notice ISO 16016.

Stückliste
Bill of materials

Benennung (BMK) Device Designation	Anzahl Number	Bezeichnung Designation	Material Nummer Material Number	Seite Page	Hersteller Manufacturer
=1FD051-30W80	1	Dummy	dummy1	=1FD051/30.1	KHS-STANDARD
=1FD051-31W81	1	Dummy	dummy1	=1FD051/31.1	KHS-STANDARD
=1FD051-32W82	1	Dummy	dummy1	=1FD051/32.1	KHS-STANDARD
=1FD051-33W83	1	Dummy	dummy1	=1FD051/33.1	KHS-STANDARD
=1FD051-34W84	1	Dummy	dummy1	=1FD051/34.1	KHS-STANDARD
=1FD051-35W85	1	Dummy	dummy1	=1FD051/35.1	KHS-STANDARD
=1FD051-36W86	1	Dummy	dummy1	=1FD051/36.1	KHS-STANDARD
=1FD051-37W87	1	Dummy	dummy1	=1FD051/37.1	KHS-STANDARD
=1FD051-40W1	1	Dummy	dummy1	=1FD051/40.1	KHS-STANDARD
=1FD051-41W2	1	Dummy	dummy1	=1FD051/41.1	KHS-STANDARD
=1FD051-42W3	1	Dummy	dummy1	=1FD051/42.1	KHS-STANDARD
=1FD051-43W4	1	Dummy	dummy1	=1FD051/43.1	KHS-STANDARD
=1FD051-44W5	1	Dummy	dummy1	=1FD051/44.1	KHS-STANDARD
=1FD051-45W6	1	Dummy	dummy1	=1FD051/45.1	KHS-STANDARD
=1FD051-46W7	1	Dummy	dummy1	=1FD051/46.1	KHS-STANDARD
=1FD051-47W8	1	Dummy	dummy1	=1FD051/47.1	KHS-STANDARD
=1FD051-48W9	1	Dummy	dummy1	=1FD051/48.1	KHS-STANDARD
=1FD051-49W10	1	Dummy	dummy1	=1FD051/49.1	KHS-STANDARD
=1FD051-50W11	1	Dummy	dummy1	=1FD051/50.1	KHS-STANDARD
=1FD051-51W12	1	Dummy	dummy1	=1FD051/51.1	KHS-STANDARD

Schutzvermerk ISO 16016 beachten / Refer to protection notice ISO 16016.

Stückliste
Bill of materials

Benennung (BMK) Device Designation	Anzahl Number	Bezeichnung Designation		Material Nummer Material Number	Seite Page	Hersteller Manufacturer
=1FD051-60W1	1	Steckverbinder Connector M12	konfektioniert pre-assembled EVT004	301254695506	=1FD051/60.1	IFM electronic GmbH
=1FD051-60W2	1	Steckverbinder Connector M12	konfektioniert pre-assembled EVT004	301254695506	=1FD051/60.3	IFM electronic GmbH
=1FD051-61W40	1	Steckverbinder Connector M12/M12	konfektioniert pre-assembled EVT049	301254695560	=1FD051/61.7	IFM electronic GmbH
=1FD060-1W290	1	Steckverbinder Connector M12/M12	konfektioniert pre-assembled EVT050	301254695561	=1FD060/1.4	IFM electronic GmbH
=1FD060-1W300	1	Steckverbinder Connector M12/M12	konfektioniert pre-assembled EVT050	301254695561	=1FD060/1.7	IFM electronic GmbH
=1FD060-2W310	1	Steckverbinder Connector M12/M12	konfektioniert pre-assembled EVT050	301254695561	=1FD060/2.1	IFM electronic GmbH
=1FD060-2W330	1	Steckverbinder Connector M12/M12	konfektioniert pre-assembled EVT050	301254695561	=1FD060/2.4	IFM electronic GmbH
=1FD060-2W340	1	Steckverbinder Connector M12/M12	konfektioniert pre-assembled EVT050	301254695561	=1FD060/2.7	IFM electronic GmbH
=1FD060-3W350	1	Steckverbinder Connector M12/M12	konfektioniert pre-assembled EVT044	301254695510	=1FD060/3.1	IFM electronic GmbH
=1FD060-3W370	1	Steckverbinder Connector M12/M12	konfektioniert pre-assembled EVT050	301254695561	=1FD060/3.7	IFM electronic GmbH
=1FD060-4W380	1	Steckverbinder Connector M12/M12	konfektioniert pre-assembled EVT050	301254695561	=1FD060/4.1	IFM electronic GmbH
=1FD060-4W390	1	Steckverbinder Connector M12/M12	konfektioniert pre-assembled EVT050	301254695561	=1FD060/4.4	IFM electronic GmbH
=1FD060-4W400	1	Steckverbinder Connector M12/M12	konfektioniert pre-assembled EVT050	301254695561	=1FD060/4.7	IFM electronic GmbH
=1FD060-5W410	1	Steckverbinder Connector M12/M12	konfektioniert pre-assembled EVT050	301254695561	=1FD060/5.1	IFM electronic GmbH
=1FD060-6W450	1	Steckverbinder Connector M12/M12	konfektioniert pre-assembled EVT050	301254695561	=1FD060/6.4	IFM electronic GmbH
=1FD060-6W455	1	Steckverbinder Connector M12/M12	konfektioniert pre-assembled EVT050	301254695561	=1FD060/6.7	IFM electronic GmbH
=1FD060-7W500	1	Steckverbinder Connector M12/M12	konfektioniert pre-assembled EVT050	301254695561	=1FD060/7.1	IFM electronic GmbH
=1FD060-40W190	1	Steckverbinder Connector M12/M12	konfektioniert pre-assembled EVT446	301254690325	=1FD060/40.1	IFM electronic GmbH
=1FD060-40W200	1	Steckverbinder Connector M12/M12	konfektioniert pre-assembled EVT446	301254690325	=1FD060/40.3	IFM electronic GmbH
=1FD060-40W220	1	Steckverbinder Connector M12/M12	konfektioniert pre-assembled EVT050	301254695561	=1FD060/40.8	IFM electronic GmbH

Schutzvermerk ISO 16016 beachten / Refer to protection notice ISO 16016.

Stückliste
Bill of materials

Benennung (BMK) Device Designation	Anzahl Number	Bezeichnung Designation		Material Nummer Material Number	Seite Page	Hersteller Manufacturer
=1FD060-41W240	1	Steckverbinder Connector M12/M12	konfektioniert pre-assembled EVT050	301254695561	=1FD060/41.1	IFM electronic GmbH
=1FD060-42W230	1	Steckverbinder Connector M12/M12	konfektioniert pre-assembled EVT446	301254690325	=1FD060/42.1	IFM electronic GmbH
=1FD060-44W460	1	Steckverbinder Connector M12/M12	konfektioniert pre-assembled EVT050	301254695561	=1FD060/44.1	IFM electronic GmbH
=1FD060-45W31	1	Steckverbinder Connector M12/M12	konfektioniert pre-assembled EVT051	301254695562	=1FD060/45.1	IFM electronic GmbH
=1FD060-45W32	1	Steckverbinder Connector M12/M12	konfektioniert pre-assembled EVT051	301254695562	=1FD060/45.5	IFM electronic GmbH
=1FD060-46W1	1	Steckverbinder Connector M12/M12	konfektioniert pre-assembled EVT026	301254690542	=1FD060/46.1	IFM electronic GmbH
=1FD060-48W1	1	Steckverbinder Connector M12/M12	konfektioniert pre-assembled EVT026	301254690542	=1FD060/48.1	IFM electronic GmbH
=1FD070-1W30	1	Steckverbinder Connector M12/M12	konfektioniert pre-assembled EVT026	301254690542	=1FD070/1.1	IFM electronic GmbH
=1FD070-1W50	1	Steckverbinder Connector M12/M12	konfektioniert pre-assembled EVT026	301254690542	=1FD070/1.4	IFM electronic GmbH
=1FD070-1W60	1	Steckverbinder Connector M12/M12	konfektioniert pre-assembled EVT026	301254690542	=1FD070/1.7	IFM electronic GmbH
=1FD070-2W70	1	Steckverbinder Connector M12/M12	konfektioniert pre-assembled EVT026	301254690542	=1FD070/2.1	IFM electronic GmbH
=1FD070-2W110	1	Steckverbinder Connector M12/M12	konfektioniert pre-assembled EVT050	301254695561	=1FD070/2.6	IFM electronic GmbH
=1FD070-3W320	1	Steckverbinder Connector M12/M12	konfektioniert pre-assembled EVT026	301254690542	=1FD070/3.7	IFM electronic GmbH
=1FD070-4W340	1	Steckverbinder Connector M12/M12	konfektioniert pre-assembled EVT026	301254690542	=1FD070/4.1	IFM electronic GmbH
=1FD070-4W350	1	Steckverbinder Connector M12/M12	konfektioniert pre-assembled EVT026	301254690542	=1FD070/4.4	IFM electronic GmbH
=1FD070-4W360	1	Steckverbinder Connector M12/M12	konfektioniert pre-assembled EVT026	301254690542	=1FD070/4.7	IFM electronic GmbH
=1FD070-5W370	1	Steckverbinder Connector M12/M12	konfektioniert pre-assembled EVT026	301254690542	=1FD070/5.1	IFM electronic GmbH
=1FD070-7W720	1	Steckverbinder Connector M12/M12	konfektioniert pre-assembled EVT026	301254690542	=1FD070/7.1	IFM electronic GmbH
=1FD070-7W730	1	Steckverbinder Connector M12/M12	konfektioniert pre-assembled EVT026	301254690542	=1FD070/7.4	IFM electronic GmbH
=1FD070-7W740	1	Steckverbinder Connector M12/M12	konfektioniert pre-assembled EVT446	301254690325	=1FD070/7.6	IFM electronic GmbH

Schutzvermerk ISO 16016 beachten / Refer to protection notice ISO 16016.

Stückliste
Bill of materials

Benennung (BMK) Device Designation	Anzahl Number	Bezeichnung Designation		Material Nummer Material Number	Seite Page	Hersteller Manufacturer
=1FD070-44W710	1	Steckverbinder Connector M12/M12	konfektioniert pre-assembled EVT050	301254695561	=1FD070/44.1	IFM electronic GmbH
=1FD078-2W80	1	Steckverbinder Connector M12	konfektioniert pre-assembled 1515183	301268819031	=1FD078/2.1	Phoenix Contact
=1FD078-2W80.1	1	Einzelader Single conductor 1x6mm² / 450/750V	 4520004	301254131210	=1FD078/2.2	Lapp GmbH
=1FD083-1W50	1	Steckverbinder Connector M12/M12	konfektioniert pre-assembled EVT050	301254695561	=1FD083/1.0	IFM electronic GmbH
=1FD083-1W70	1	Steckverbinder Connector M12/M12	konfektioniert pre-assembled EVT050	301254695561	=1FD083/1.3	IFM electronic GmbH
=1FD083-1W80	1	Steckverbinder Connector M12/M12	konfektioniert pre-assembled EVT050	301254695561	=1FD083/1.6	IFM electronic GmbH
=1FD083-2W150	1	Steckverbinder Connector M12/M12	konfektioniert pre-assembled EVT044	301254695510	=1FD083/2.6	IFM electronic GmbH
=1FD083-42W60	1	Steckverbinder Connector M12/M12	konfektioniert pre-assembled EVT445	301254695671	=1FD083/42.1	IFM electronic GmbH
=1FD990-4W1	1	Kabel Cable 2X1,5		301253220336	=1FD990/4.2	N/A
=1FD3000-3.0.2002	1	Dummy_universal		Dummy_universal	=1FD3000/1.2:A	KHS-STANDARD
=1FD3000-3.8.2010	1	Dummy_universal		Dummy_universal	=1FD3000/1.11:A	KHS-STANDARD
=1FD3000-4.0.2007	1	Dummy_universal		Dummy_universal	=1FD3000/1.4:A	KHS-STANDARD
=1FD3000-4.2.2004	1	Dummy_universal		Dummy_universal	=1FD3000/1.3:A	KHS-STANDARD
=1FD3000-5.0.2003	1	Dummy_universal		Dummy_universal	=1FD3000/1.3:A	KHS-STANDARD
=1FD3000-6.1.2001	1	Dummy_universal		Dummy_universal	=1FD3000/1.2:A	KHS-STANDARD
=1FD3000-8.2.2000	1	Dummy_universal		Dummy_universal	=1FD3000/1.1:A	KHS-STANDARD
=1FD3000-1QM56	1	Dummy_universal		Dummy_universal	=1FD3000/1.4:B	KHS-STANDARD
	1	Dummy_universal		Dummy_universal	=1FD3000/1.8:F	KHS-STANDARD
=1FD000+S0-A0	1	Trennschalterhaube Isolator door cover	 VX EDELSTAHL	301262900091	=1FD000/10.3	Rittal
=1FD000+S1-A1	1	Schaltschrank Switch cabinet 600mm	 Y197841	301262910086	=1FD000/10.3	Rittal

Schutzvermerk ISO 16016 beachten / Refer to protection notice ISO 16016.

Stückliste
Bill of materials

Benennung (BMK) Device Designation	Anzahl Number	Bezeichnung Designation		Material Nummer Material Number	Seite Page	Hersteller Manufacturer
=1FD000+S1-A1	1	Montageplatte Mounting plate 600mm	Schaltschrank Switch cabinet PS/TS	301262902971	=1FD000/10.3	Rittal
=1FD000+S1-A1	2	Seitenwand Side wall 1800x500 mm	Schaltschrank Switch cabinet VX 8700.040	301262910059	=1FD000/10.3	Rittal
=1FD000+S1-A1-A2	1	Schaltschrank Switch cabinet 800mm	 Y197840	301262910088	=1FD000/10.5	Rittal
=1FD000+S1-A1-A2	1	Montageplatte Mounting plate 800mm	Schaltschrank Switch cabinet PS/TS	301262902991	=1FD000/10.5	Rittal
=1FD000+S1-A1-A2	1	Abdeckung oben Cover topside T 500mm	Edelstahl Stainless steel TS8700.150	301262910325	=1FD000/10.5	Rittal
=1FD000+S1-A1-A2	1	Anreihlasche Baying bracket	innen internal VX 8617.500	301262910060	=1FD000/10.5	Rittal
=1FD000+S1-A1-A2	2	Winkel Angle	 TS4540.000	301262909000	=1FD000/10.5	Rittal
=1FD000+S1-10A11	3	Kabelverschraubung Cable gland MS-M12x1,5	 5311 2000	301256460111	=1FD000/10.3	Lapp GmbH
=1FD000+S1-10A11	3	Gegenmutter Counter nut SM-M12x1,5	 5210 3000	301256460211	=1FD000/10.3	Lapp GmbH
=1FD000+S1-10A11	9	Kabelverschraubung Cable gland MS-M16x1,5	 5311 2010	301256460112	=1FD000/10.3	Lapp GmbH
=1FD000+S1-10A11	9	Gegenmutter Counter nut M16	 5210 3010	301256460212	=1FD000/10.3	Lapp GmbH
=1FD000+S1-10A11	14	Kabelverschraubung Cable gland MS-M20x1,5	 5311 2020	301256460113	=1FD000/10.3	Lapp GmbH
=1FD000+S1-10A11	2	Blindstopfen Blind plug BL-M20x1,5	 5210 3125	301256460233	=1FD000/10.3	Lapp GmbH
=1FD000+S1-10A11	12	Gegenmutter Counter nut SM-M20x1,5	 5210 3020	301256460213	=1FD000/10.3	Lapp GmbH
=1FD000+S1-10A11	5	Kabelverschraubung Cable gland MS-M25x1,5	 5311 2030	301256460114	=1FD000/10.3	Lapp GmbH
=1FD000+S1-10A11	1	Blindstopfen Blind plug BL-M25x1,5	 5210 3135	301256460234	=1FD000/10.3	Lapp GmbH
=1FD000+S1-10A11	6	Gegenmutter Counter nut SM-M25x1,5	 5210 3030	301256460214	=1FD000/10.3	Lapp GmbH
=1FD000+S1-10A11	4	Kabelverschraubung Cable gland MS-M32x1,5	 5311 2040	301256460115	=1FD000/10.3	Lapp GmbH
=1FD000+S1-10A11	4	Gegenmutter Counter nut SM-M32x1,5	 5210 3040	301256460215	=1FD000/10.3	Lapp GmbH
=1FD000+S1-10A11	5	Kabelverschraubung Cable gland MS-M40x1,5	 5311 2050	301256460116	=1FD000/10.3	Lapp GmbH

Schutzvermerk ISO 16016 beachten / Refer to protection notice ISO 16016.

Stückliste
Bill of materials

Benennung (BMK) Device Designation	Anzahl Number	Bezeichnung Designation	Material Nummer Material Number	Seite Page	Hersteller Manufacturer
=1FD000+S1-10A11	5	Gegenmutter Counter nut SM-M40x1,5 5210 3050	301256460216	=1FD000/10.3	Lapp GmbH
=1FD000+S1-10A11	5	Dichteinsatz Seal insert DIX-M40 9x7mm Kabelverschraubung Cable gland 5334 0969	301256460413	=1FD000/10.3	Lapp GmbH
=1FD000+S1-10A12	6	Kabelverschraubung Cable gland MS-M20x1,5 5311 2020	301256460113	=1FD000/10.5	Lapp GmbH
=1FD000+S1-10A12	1	Blindstopfen Blind plug BL-M20x1,5 5210 3125	301256460233	=1FD000/10.5	Lapp GmbH
=1FD000+S1-10A12	5	Gegenmutter Counter nut SM-M20x1,5 5210 3020	301256460213	=1FD000/10.5	Lapp GmbH
=1FD000+S1-10A12	2	Kabelverschraubung Cable gland MS-M40x1,5 5311 2050	301256460116	=1FD000/10.5	Lapp GmbH
=1FD000+S1-10A12	1	Blindstopfen Blind plug BL-M40x1,5 5210 3155	301256460236	=1FD000/10.5	Lapp GmbH
=1FD000+S1-10A12	3	Gegenmutter Counter nut SM-M40x1,5 5210 3050	301256460216	=1FD000/10.5	Lapp GmbH
=1FD000+S1-10A12	1	Tragrahmen Supporting frame CES-B24-SF-PLBK/0801647	301256431556	=1FD000/10.5	Phoenix Contact
=1FD000+S1-10A12	1	Dichtrahmen Sealing frame CES-B24-HFFS-PLBK/0801661	301256431550	=1FD000/10.5	Phoenix Contact
=1FD000+S1-10A12	6	Kabeltülle Cable sleeve 1x9-10mm klein small 0801682	301256431566	=1FD000/10.5	Phoenix Contact
=1FD000+S1-10A12	4	Kabeltülle Cable sleeve geschlossen closed 0801715	301256431575	=1FD000/10.5	Phoenix Contact
=1FD000+S1-10A12	2	Kabelverschraubung Cable gland MS-M50x1,5 5311 2060	301256460117	=1FD000/10.5	Lapp GmbH
=1FD000+S1-10A12	1	Blindstopfen Blind plug BL-M50x1,5 5210 3165	301256460237	=1FD000/10.5	Lapp GmbH
=1FD000+S1-10A12	3	Gegenmutter Counter nut SM-M50x1,5 5210 3060	301256460217	=1FD000/10.5	Lapp GmbH
=1FD000+S1-10A20	10	Kabelhalter Cable support schwarz black 87201018	301256510011	=1FD000/10.0	Murrplastik
=1FD000+S1-10A21	1	Schaltschrank-Zubehör Türverriegelung Door lock PS4912.000	301262905340	=1FD000/10.1	Rittal
=1FD000+S1-10A21	1	Türverriegelung Door lock FUER TS/PS PS4911.000	301262905330	=1FD000/10.1	Rittal
=1FD000+S1-10A21	1	Schaltschrank Zubehör Switch cabinet Accessories Zur Türverriegelung TS4918.000	301262905321	=1FD000/10.1	Rittal
=1FD000+S1-10A1	10	Gewindebolzen Thread bolt	301132683180	=1FD000/10.3.3	

Schutzvermerk ISO 16016 beachten / Refer to protection notice ISO 16016.

Stückliste
Bill of materials

Benennung (BMK) Device Designation	Anzahl Number	Bezeichnung Designation		Material Nummer Material Number	Seite Page	Hersteller Manufacturer
=1FD000+S1-20A1	1	Adapter Adaptor	3SU1900-0KH80-0AA0	301262315788	=1FD000/20.2	Siemens
=1FD000+S1-20A1.1	1	Schildträger Fixing device for label	Rund circular STR 2799 / Z16	301262324470	=1FD000/20.2	Schneider Electric
=1FD000+S1-20A1.1	1	Leerschild Empty plate 27 X 19 mm	NR.2719	301025991190	=1FD000/20.2	KHS-STANDARD
=1FD000+S1-20A2	1	Adapter Adaptor	3SU1900-0KH80-0AA0	301262315788	=1FD000/20.4	Siemens
=1FD000+S1-20A2.1	1	Schildträger Fixing device for label	Rund circular STR 2799 / Z16	301262324470	=1FD000/20.4	Schneider Electric
=1FD000+S1-20A2.1	1	Leerschild Empty plate 27 X 19 mm	NR.2719	301025991190	=1FD000/20.4	KHS-STANDARD
=1FD000+S1-80K1	1	Netzwerkmodul Network module	ProfiNet ProfiNet 6GK5216-0BA00-2AC2	301268850115	=1FD000/80.1	Siemens
=1FD000+S1-80K1	3	Steckverbinder Connector RJ45 Ethernet	gerade straight 100023084	301261290019	=1FD000/80.1	Telegärtner
=1FD001+S1-1F1	1	Überspannungsschutz Electrical surge protection		301268800029	=1FD001/1.3	Phoenix Contact
=1FD001+S1-1F2	1	Sicherungshalter LED Fuse holder LED 1-30 A, 600V 60 Hz; 3-polig	Schraubanschluss Screw connection 31300	301263312102	=1FD001/1.7	Wöhner GmbH
=1FD001+S1-1F2	3	Sicherungseinsatz Fuse link 30A 600VAC 300VDC	CLASS CC, TIME DELAY LP-CC-30	301999988544	=1FD001/1.7	Cooper Bussmann
=1FD001+S1-1Q1	1	Leistungsschalter Power switch 50A 3P 480V 65 kA	140G-G6C3-C50	301262216773	=1FD001/1.3	Allen Bradley
=1FD001+S1-1Q1	1	Schließvorrichtung Locking device	Kipphebel Rocker arm 140G-G-FCS06	301262216793	=1FD001/1.3	Allen Bradley
=1FD001+S1-1Q1	1	Klemmenabdeckung Terminal box cover plate IP40 3P	140G-G-TC3L	301262216790	=1FD001/1.3	Allen Bradley
=1FD001+S1-1Q1	6	Anschlussklemme Connection terminal 2,5-70mm²	140G-G-TLC13	301262216791	=1FD001/1.3	Allen Bradley
=1FD001+S1-1T1	1	Spartransformator Auto-transformer 3AC/25KVA	223-#KHS	301252320038	=1FD001/1.7	SBA TrafoTech
=1FD001+S1-4T1.1	2	Tragschiene Mounting rail 600mm	VX 8617.800	301262910067	=1FD001/1.8	Rittal
=1FD001+S1-4T1.1	2	Tragschiene Mounting rail 800mm	VX 8617.810	301262910068	=1FD001/1.8	Rittal
=1FD001+S1-5F1	1	Sicherungshalter LED Fuse holder LED 1-30 A, 600V 60 Hz; 2-polig	Schraubanschluss Screw connection 31299	301263312101	=1FD001/5.1	Wöhner GmbH
=1FD001+S1-5F1	2	Sicherungseinsatz Fuse link 4A 600VAC 300VDC	CLASS CC, TIME DELAY LP-CC-4	301999988537	=1FD001/5.1	Cooper Bussmann

Schutzvermerk ISO 16016 beachten / Refer to protection notice ISO 16016.

Stückliste
Bill of materials

Benennung (BMK) Device Designation	Anzahl Number	Bezeichnung Designation		Material Nummer Material Number	Seite Page	Hersteller Manufacturer
=1FD001+S1-5T1	1	Steuertrafo Transformer 1AC 200-550/2x115VAC 50-60Hz	 165-0365	301252230780	=1FD001/5.1	SBA TrafoTech
=1FD001+S1-6E1	1	Schaltschrankleuchte Switch cabinet light 100V-240V / 1~	 SZ2500.110	301266210021	=1FD001/6.1	Rittal
=1FD001+S1-6E2	1	Schaltschrankleuchte Switch cabinet light 100V-240V / 1~	 SZ2500.110	301266210021	=1FD001/6.4	Rittal
=1FD001+S1-6F1	1	Sicherungsautomat Miniature circuit breaker 1P/6A/C	 5SY6 106-7	301263322050	=1FD001/6.1	Siemens
=1FD001+S1-8X1	1	Steckdose Socket 120VAC 3A / RJ45 FI - 4-6mA	Zwischenbau Sub-structure P-R2-K3RF3	301261291170	=1FD001/8.3	KHS-INC.
=1FD001+S1-9E1	1	Kühlgerät Cooler 1000W	Wandmontage Wall mounting SK3304.640	301268300582	=1FD001/9.1	Rittal
=1FD001+S1-9E1	1	Luftführung Air duct	Kühlgerät Cooler SK3213.310	301268300620	=1FD001/9.1	Rittal
=1FD001+S1-9F1	1	Sicherungshalter LED Fuse holder LED 1-30 A, 600V 60 Hz; 3-polig	Schraubanschluss Screw connection 31300	301263312102	=1FD001/9.1	Wöhner GmbH
=1FD001+S1-9F1	3	Sicherungseinsatz Fuse link 10A 600VAC 300VDC	CLASS CC, TIME DELAY LP-CC-10	301999988540	=1FD001/9.1	Cooper Bussmann
=1FD001+S1-8X1-ETH	1	Dummy		Dummy1	=1FD000/81.5	KHS-STANDARD
=1FD002+S1-1G1	1	Stromversorgung Power supply unit 3AC/24VDC-40A	geregelt regulated 6EP3437-8SB00-0AY0	301252850022	=1FD002/1.1	Siemens
=1FD002+S1-1G2	1	Stromversorgung Power supply unit 24V DC/24V DC 40A	Schraubanschluss Screw connection 6EP1931-2FC21	301252811310	=1FD002/1.1	Siemens
=1FD002+S1-1G3	1	Modul Module 24VDC/25A	Akku Storage battery 6EP1 935-6MF01	301252811330	=1FD002/1.3	Siemens
=1FD002+S1-1QB1	1	Motorschutzschalter Motor protection switch 2.2-3.2A	 3RV2011-1DA10	301262259240	=1FD002/1.1	Siemens
=1FD002+S1-3F1	1	Schutzschalter Protective switch	Strom Current 716401	301263325500	=1FD002/3.2	Lütze
=1FD002+S1-3F2	1	Schutzschalter Protective switch	Strom Current 716401	301263325500	=1FD002/3.3	Lütze
=1FD002+S1-3F3	1	Schutzschalter Protective switch	Strom Current 716401	301263325500	=1FD002/3.4	Lütze
=1FD002+S1-3F4	1	Schutzschalter Protective switch	Strom Current 716401	301263325500	=1FD002/3.5	Lütze
=1FD002+S1-3F5	1	Schutzschalter Protective switch	Strom Current 716401	301263325500	=1FD002/3.6	Lütze
=1FD002+S1-3F6	1	Schutzschalter Protective switch	Strom Current 716401	301263325500	=1FD002/3.7	Lütze

Schutzvermerk ISO 16016 beachten / Refer to protection notice ISO 16016.

Stückliste
Bill of materials

Benennung (BMK) Device Designation	Anzahl Number	Bezeichnung Designation		Material Nummer Material Number	Seite Page	Hersteller Manufacturer
=1FD002+S1-3X1	1	Einspeisemodul Feed module	716425	301263325501	=1FD002/3.1	Lütze
=1FD002+S1-5F1	1	Schutzschalter Protective switch	Strom Current 716401	301263325500	=1FD002/5.1	Lütze
=1FD002+S1-5F2	1	Schutzschalter Protective switch	Strom Current 716401	301263325500	=1FD002/5.2	Lütze
=1FD002+S1-5F3	1	Schutzschalter Protective switch	Strom Current 716401	301263325500	=1FD002/5.3	Lütze
=1FD003+S1-1A1	1	Speicherstick Memory stick USB2.0 32GB	Set Set 9014	301268770100	=1FD003/1.1	
=1FD003+S1-1K1	1	Zentralbaugruppe Central processing unit CPU 1517-3 PN/DP	6ES7517-3AP00-0AB0	301268770033	=1FD003/1.1	Siemens
=1FD003+S1-1K1	1	Speicherkarte Memory card MMC 256MB S7-1X00	6ES7954-8LL03-0AA0	301268779544	=1FD003/1.1	Siemens
=1FD003+S1-1K2	1	Digitaleingabe Digital input DI 16x24VDC HF S7-1500	6ES7521-1BH00-0AB0	301268770020	=1FD003/1.6	Siemens
=1FD003+S1-1K2	1	Frontstecker Front connector S7-1500	6ES7592-1AM00-0XB0	301268775920	=1FD003/1.6	Siemens
=1FD003+S1-1U1	1	Profilschiene Profile rail 245mm	6ES7590-1AC40-0AA0	301268775902	=1FD003/1.1	Siemens
=1FD003+S1-9K1	1	Netzwerkmodul Network module VPN-Router	DVG-IRF2601 302-OA	301268858101	=1FD003/9.1	ads-tec
=1FD003+S1-9K1	2	Steckverbinder Connector RJ45 Ethernet	gerade straight 100023084	301261290019	=1FD003/9.1	Telegärtner
=1FD003+S1-20K1	1	Schnittstellenmodul Interface module	6ES7155-6AA01-0BN0	301268753700	=1FD003/20.0	Siemens
=1FD003+S1-20K10	1	Digitaleingabe Digital input 16DI, DC 24V	6ES7131-6BH01-0BA0	301268753721	=1FD003/20.1	Siemens
=1FD003+S1-20K10	1	Terminalmodul Terminal module ET200SP	6ES7193-6BP00-0DA0	301268753712	=1FD003/20.1	Siemens
=1FD003+S1-20K11	1	Digitaleingabe Digital input 16DI, DC 24V	6ES7131-6BH01-0BA0	301268753721	=1FD003/20.2	Siemens
=1FD003+S1-20K11	1	Terminalmodul Terminal module ET200SP	6ES7193-6BP00-0BA0	301268753710	=1FD003/20.2	Siemens
=1FD003+S1-20K12	1	Digitaleingabe Digital input 16DI, DC 24V	6ES7131-6BH01-0BA0	301268753721	=1FD003/20.2	Siemens
=1FD003+S1-20K12	1	Terminalmodul Terminal module ET200SP	6ES7193-6BP00-0BA0	301268753710	=1FD003/20.2	Siemens
=1FD003+S1-20K20	1	Analogeingabe Analogue input AI 4XI 2-/4-WIRE	6ES7134-6GD01-0BA1	301268753740	=1FD003/20.2	Siemens

Schutzvermerk ISO 16016 beachten / Refer to protection notice ISO 16016.

Stückliste
Bill of materials

Benennung (BMK) Device Designation	Anzahl Number	Bezeichnung Designation		Material Nummer Material Number	Seite Page	Hersteller Manufacturer
=1FD003+S1-20K20	1	Terminalmodul Terminal module ET200SP	6ES7193-6BP00-0BA0	301268753710	=1FD003/20.2	Siemens
=1FD003+S1-20K30	1	Digitalausgabe Digital output 16DO, DC 24V/0,5A	6ES7132-6BH01-0BA0	301268753732	=1FD003/20.3	Siemens
=1FD003+S1-20K30	1	Terminalmodul Terminal module ET200SP	6ES7193-6BP00-0BA0	301268753710	=1FD003/20.3	Siemens
=1FD003+S1-20K40	1	Analogausgabe Analogue output AO 4XU/I	6ES7135-6HD00-0BA1	301268753750	=1FD003/20.3	Siemens
=1FD003+S1-20K40	1	Terminalmodul Terminal module ET200SP	6ES7193-6BP00-0BA0	301268753710	=1FD003/20.3	Siemens
=1FD003+S1-1K1-X1	1	Dummy		Dummy1	=1FD000/80.1	KHS-STANDARD
=1FD003+S1-9K1-LAN1	1	Dummy		Dummy1	=1FD000/80.7	KHS-STANDARD
=1FD003+S1-20K1-P1	1	Dummy		Dummy1	=1FD000/80.4	KHS-STANDARD
=1FD004+S1-2P1	1	Bedienkonsole Operating frame 21,5" Clearline	5QCZZ000C4Z0Q0-006	301262400107	=1FD004/2.0	B&R ELEKTRONIK
=1FD004+S1-2P1-3S8	1	Leuchtdrucktaster Illuminated push-button	weiß white 3SU1001-0AB60-0AA0	301262315700	=1FD005/59.6	Siemens
=1FD004+S1-2P1-3S8	1	Schaltansatz Switch point 1NO	Frontbefestigung Front fixing 3SU1400-1AA10-1BA0	301262315720	=1FD005/59.6	Siemens
=1FD004+S1-2P1-3S8	1	Leuchtelement Lamp wh	Leuchtdiode Light-emitting diode 3SU1401-1BB60-1AA0	301262315740	=1FD005/59.6	Siemens
=1FD004+S1-2P1-3S8	1	Halter Bracket	Modul Module 3SU1500-0AA10-0AA0	301262315787	=1FD005/59.6	Siemens
=1FD004+S1-2P1-3S6	1	Leuchtwahlschalter Light selector switch I-0<II	weiß white 1.30.242.427/2200	301262450087	=1FD005/61.1	RAFI
=1FD004+S1-2P1-3S6	1	Schaltelement Switching element RAFIX 22	1.20.124.002/0000	301999958480	=1FD005/61.1	RAFI
=1FD004+S1-2P1-3S6	1	Leuchtdiode Light-emitting diode	5.00.070.083/0200	301262310018	=1FD005/61.1	RAFI
=1FD004+S1-2P1-3S6	1	Schaltelement Switching element 1 NO	5.00.100.140/0000	301262310026	=1FD005/61.1	RAFI
=1FD005+S1-1K010	1	Sicherheitsschaltgerät Safety Relay	Erweiterung add-on element 772101	301265360018	=1FD005/1.4	
=1FD005+S1-1K010	1	Federzugklemmen Spring clamp connectors	Sicherheitsschaltgerät Safety Relay 751016	301265360019	=1FD005/1.4	
=1FD005+S1-1K20	1	Drehzahlwächter Speed sensing switch	772171	301265360022	=1FD005/1.5	

Schutzvermerk ISO 16016 beachten / Refer to protection notice ISO 16016.

Stückliste
Bill of materials

Benennung (BMK) Device Designation	Anzahl Number	Bezeichnung Designation		Material Nummer Material Number	Seite Page	Hersteller Manufacturer
=1FD005+S1-1K20	1	Federzugklemmen Spring clamp connectors	Sicherheitsschaltgerät Safety Relay 783544	301265360023	=1FD005/1.5	
=1FD005+S1-1K21	1	Drehzahlwächter Speed sensing switch	772171	301265360022	=1FD005/1.6	
=1FD005+S1-1K21	1	Federzugklemmen Spring clamp connectors	Sicherheitsschaltgerät Safety Relay 783544	301265360023	=1FD005/1.6	
=1FD005+S1-1K050	1	Sicherheitsschaltgerät Safety Relay	Erweiterung add-on element 772138	301265360016	=1FD005/1.3	
=1FD005+S1-1K050	1	Federzugklemmen Spring clamp connectors	Sicherheitsschaltgerät Safety Relay 783542	301265360017	=1FD005/1.3	
=1FD005+S1-1K061	1	Sicherheitsschaltgerät Safety Relay	Erweiterung add-on element 772121	301265360014	=1FD005/1.2	
=1FD005+S1-1K061	1	Federzugklemmen Spring clamp connectors	Sicherheitsschaltgerät Safety Relay 783540	301265360015	=1FD005/1.2	
=1FD005+S1-2K030	1	Sicherheitsschaltgerät Safety Relay	Erweiterung Add-on element 772142	301265360024	=1FD005/2.0	
=1FD005+S1-2K030	1	Federzugklemmen Spring clamp connectors	Sicherheitsschaltgerät Safety relay 751004	301265360025	=1FD005/2.0	
=1FD005+S1-2K031	1	Sicherheitsschaltgerät Safety Relay	Erweiterung Add-on element 772142	301265360024	=1FD005/2.1	
=1FD005+S1-2K031	1	Federzugklemmen Spring clamp connectors	Sicherheitsschaltgerät Safety relay 751004	301265360025	=1FD005/2.1	
=1FD005+S1-2K033	1	Sicherheitsschaltgerät Safety Relay	Erweiterung Add-on element 772142	301265360024	=1FD005/2.3	
=1FD005+S1-2K033	1	Federzugklemmen Spring clamp connectors	Sicherheitsschaltgerät Safety relay 751004	301265360025	=1FD005/2.3	
=1FD005+S1-2K034	1	Sicherheitsschaltgerät Safety Relay	Erweiterung Add-on element 772142	301265360024	=1FD005/2.4	
=1FD005+S1-2K034	1	Federzugklemmen Spring clamp connectors	Sicherheitsschaltgerät Safety relay 751004	301265360025	=1FD005/2.4	
=1FD005+S1-2K035	1	Sicherheitsschaltgerät Safety Relay	Erweiterung Add-on element 772142	301265360024	=1FD005/2.5	
=1FD005+S1-2K035	1	Federzugklemmen Spring clamp connectors	Sicherheitsschaltgerät Safety relay 751004	301265360025	=1FD005/2.5	
=1FD005+S1-2K036	1	Sicherheitsschaltgerät Safety Relay	Erweiterung Add-on element 772142	301265360024	=1FD005/2.6	
=1FD005+S1-2K036	1	Federzugklemmen Spring clamp connectors	Sicherheitsschaltgerät Safety relay 751004	301265360025	=1FD005/2.6	
=1FD005+S1-3K037	1	Sicherheitsschaltgerät Safety Relay	Erweiterung Add-on element PNOZ M EF 16DI / 772140	301265360061	=1FD005/3.0	

Schutzvermerk ISO 16016 beachten / Refer to protection notice ISO 16016.

Stückliste
Bill of materials

Benennung (BMK) Device Designation	Anzahl Number	Bezeichnung Designation		Material Nummer Material Number	Seite Page	Hersteller Manufacturer
=1FD005+S1-3K037	1	Federzugklemmen Spring clamp connectors	Sicherheitsschaltgerät Safety relay 751004	301265360025	=1FD005/3.0	
=1FD005+S1-3K038	1	Sicherheitsschaltgerät Safety Relay	Erweiterung Add-on element PNOZ M EF 16DI / 772140	301265360061	=1FD005/3.1	
=1FD005+S1-3K038	1	Federzugklemmen Spring clamp connectors	Sicherheitsschaltgerät Safety relay 751004	301265360025	=1FD005/3.1	
=1FD005+S1-3K039	1	Sicherheitsschaltgerät Safety Relay	Erweiterung Add-on element 772142	301265360024	=1FD005/3.3	
=1FD005+S1-3K039	1	Federzugklemmen Spring clamp connectors	Sicherheitsschaltgerät Safety relay 751004	301265360025	=1FD005/3.3	
=1FD005+S1-3K040	1	Sicherheitsschaltgerät Safety Relay	Erweiterung add-on element 772181	301265360044	=1FD005/3.4	
=1FD005+S1-3K040	1	Federzugklemmen Spring clamp connectors	Sicherheitsschaltgerät Safety relay 751004	301265360025	=1FD005/3.4	
=1FD005+S1-15K20	1	Digitaleingabe Digital input 8F-DI, DC 24V	6ES7136-6BA00-0CA0	301268753725	=1FD005/15.3	Siemens
=1FD005+S1-15K20	1	Terminalmodul Terminal module ET200SP	6ES7193-6BP00-0DA0	301268753712	=1FD005/15.3	Siemens
=1FD005+S1-15K50	1	Digitalausgabe Digital output F-DQ 8x24 VDC/0,5 A PP	6ES7136-6DC00-0CA0	301268750138	=1FD005/15.3	Siemens
=1FD005+S1-15K50	1	Terminalmodul Terminal module ET200SP	6ES7193-6BP00-0BA0	301268753710	=1FD005/15.3	Siemens
=1FD005+S1-15K51	1	Digitalausgabe Digital output F-DQ 8x24 VDC/0,5 A PP	6ES7136-6DC00-0CA0	301268750138	=1FD005/15.4	Siemens
=1FD005+S1-15K51	1	Terminalmodul Terminal module ET200SP	6ES7193-6BP00-0BA0	301268753710	=1FD005/15.4	Siemens
=1FD005+S1-15K53	1	Digitalausgabe Digital output F-DQ 8x24 VDC/0,5 A PP	6ES7136-6DC00-0CA0	301268750138	=1FD005/15.4	Siemens
=1FD005+S1-15K53	1	Terminalmodul Terminal module ET200SP	6ES7193-6BP00-0BA0	301268753710	=1FD005/15.4	Siemens
=1FD005+S1-15K210	1	Zentralbaugruppe Central processing unit CPU 1510SP F-1 PN	6ES7510-1SJ01-0AB0	301268775100	=1FD005/15.0	Siemens
=1FD005+S1-15K210	1	Speicherkarte Memory card MMC 4MB S7-1X00	6ES7954-8LC03-0AA0	301268770034	=1FD005/15.0	Siemens
=1FD005+S1-28K510	1	Kommunikationsmodul Communication assembly	540138	301268770063	=1FD005/28.1	
=1FD005+S1-28K510	1	Federzugklemmen Spring clamp connectors	Sicherheitsschaltgerät Safety relay 540121	301265360062	=1FD005/28.1	
=1FD005+S1-30K1	1	Sicherheitsschaltgerät Safety Relay	Erweiterung add-on element 750111	301265363223	=1FD005/30.0	

Schutzvermerk ISO 16016 beachten / Refer to protection notice ISO 16016.

Stückliste
Bill of materials

Benennung (BMK) Device Designation	Anzahl Number	Bezeichnung Designation		Material Nummer Material Number	Seite Page	Hersteller Manufacturer
=1FD005+S1-31K1	1	Sicherheitsschaltgerät Safety Relay	Erweiterung add-on element 750111	301265363223	=1FD005/31.0	
=1FD005+S1-35K1	1	Sicherheitsschaltgerät Safety Relay	Erweiterung add-on element 750111	301265363223	=1FD005/35.0	
=1FD005+S1-37K1	1	Sicherheitsschaltgerät Safety Relay	Erweiterung Add-on element 750107	301265363220	=1FD005/37.0	
=1FD005+S1-37K2	1	Sicherheitsschaltgerät Safety Relay	Erweiterung Add-on element 750107	301265363220	=1FD005/37.2	
=1FD005+S1-48S1	1	Leuchtdrucktaster Illuminated push-button	blau blue 3SU1001-0AB50-0AA0	301262315704	=1FD005/48.1	Siemens
=1FD005+S1-48S1	1	Halter Bracket	Modul Module 3SU1500-0AA10-0AA0	301262315787	=1FD005/48.1	Siemens
=1FD005+S1-48S1	1	Schaltansatz Switch point 1NO	Frontbefestigung Front fixing 3SU1400-1AA10-1BA0	301262315720	=1FD005/48.1	Siemens
=1FD005+S1-48S1	1	Schaltansatz Switch point 1NC	Frontbefestigung Front fixing 3SU1400-1AA10-1CA0	301262315722	=1FD005/48.1	Siemens
=1FD005+S1-48S1	1	Leuchtelement Lamp bu	Leuchtdiode Light-emitting diode 3SU1401-1BB50-1AA0	301262315744	=1FD005/48.1	Siemens
=1FD005+S1-48S2	1	Leuchtdrucktaster Illuminated push-button	blau blue 3SU1001-0AB50-0AA0	301262315704	=1FD005/48.3	Siemens
=1FD005+S1-48S2	1	Halter Bracket	Modul Module 3SU1500-0AA10-0AA0	301262315787	=1FD005/48.3	Siemens
=1FD005+S1-48S2	1	Schaltansatz Switch point 1NO	Frontbefestigung Front fixing 3SU1400-1AA10-1BA0	301262315720	=1FD005/48.3	Siemens
=1FD005+S1-48S2	1	Leuchtelement Lamp bu	Leuchtdiode Light-emitting diode 3SU1401-1BB50-1AA0	301262315744	=1FD005/48.3	Siemens
=1FD005+S1-1K010-X1	1	Dummy		Dummy1	=1FD000/80.5	KHS-STANDARD
=1FD005+S1-1K050-X1	1	Dummy		Dummy1	=1FD000/80.5	KHS-STANDARD
=1FD005+S1-28K510-X2	1	Dummy		Dummy1	=1FD000/80.8	KHS-STANDARD
=1FD006+S1-1T30	1	Regelelektronik Control electronics Simotion D445-2 DP/PN	6AU1445-2AD00-0AA0	301268713553	=1FD006/1.1	Siemens
=1FD006+S1-1T30	1	Speicherkarte Memory card 1GB CF-CARD	LIZENZ MULTI AXIS PACKAGE 6AU1400-2PA23-0AA0-Z=M00	301268713572	=1FD006/1.1	Siemens
=1FD006+S1-1T30-P1	1	Dummy		Dummy1	=1FD000/80.2	KHS-STANDARD
=1FD010+S1-1T40	1	Einspeisemodul Feed module 3AC380-480V, 16KW	6SL3130-7TE21-6AA4	301268713500	=1FD010/1.2	Siemens

Schutzvermerk ISO 16016 beachten / Refer to protection notice ISO 16016.

Stückliste
Bill of materials

Benennung (BMK) Device Designation	Anzahl Number	Bezeichnung Designation		Material Nummer Material Number	Seite Page	Hersteller Manufacturer
=1FD010+S1-1T50	1	Modul Module KAPAZITAET 4MF	ZWISCHENEINSPEISUNG 6SL3100-1CE14-0AA0	301268713596	=1FD010/1.4	Siemens
=1FD010+S1-4T1_2	1	Servoregler Servo controller DC600V / 2x18A	 6SL3120-2TE21-8AC0	301268713763	=1FD010/1.3	Siemens
=1FD010+S1-6T3_4	1	Servoregler Servo controller DC600V / 2x3A	 6SL3120-2TE13-0AD0	301268713761	=1FD010/1.3	Siemens
=1FD010+S1-2N10	1	Netzfilter Mains filter 3AC 380-480V 16kW/27A	Klemmenanschluss Terminal connection 6SL3100-0BE21-6AB0	301268713700	=1FD010/2.1	Siemens
=1FD010+S1-2T41	1	Überwachungseinheit Monitoring device 24VDC / 0,2A	Netzspannung Mains Voltage 6SL3053-0AA00-3AA1	301268713684	=1FD010/2.2	Siemens
=1FD010+S1-2T42	1	Terminal - Modul Terminal - Module 24VDC/ 8DI-DO/1AI/1TTL(RS422)	TM41 6SL3055-0AA00-3PA1	301268713588	=1FD010/2.3	Siemens
=1FD010+S1-3F1	1	Sicherungshalter LED Fuse holder LED 1-30 A, 600V 60 Hz; 3-polig	Schraubanschluss Screw connection 31300	301263312102	=1FD010/3.1	Wöhner GmbH
=1FD010+S1-3F1	3	Sicherungseinsatz Fuse link 30A 600VAC 300VDC	CLASS CC, TIME DELAY LP-CC-30	301999988544	=1FD010/3.1	Cooper Bussmann
=1FD010+S1-3QB2	1	Motorschutzschalter Motor protection switch 1.1-1.6A	 3RV2011-1AA10	301262259210	=1FD010/3.6	Siemens
=1FD010+S1-4T1.1	1	Modul Module SMC20	Sensor Sensor 6SL3055-0AA00-5BA3	301268713584	=1FD010/4.3	Siemens
=1FD010+S1-5T2.1	1	Modul Module SMC20	Sensor Sensor 6SL3055-0AA00-5BA3	301268713584	=1FD010/5.7	Siemens
=1FD010+S1-6T3.1	1	Modul Module SMC20	Sensor Sensor 6SL3055-0AA00-5BA3	301268713584	=1FD010/6.3	Siemens
=1FD010+S1-7T4.1	1	Modul Module SMC20	Sensor Sensor 6SL3055-0AA00-5BA3	301268713584	=1FD010/7.7	Siemens
=1FD010+S1-30QA2	1	Schütz Contactor 18,5kW/400V, 24V DC	 3RT2028-1BB40	301262663060	=1FD010/30.2	Siemens
=1FD010+S1-30QA2	1	Überspannungsschutz Electrical surge protection RC, S0	 3RT2926-1CB00	301262663210	=1FD010/30.2	Siemens
=1FD010+S1-30QA2	1	Hilfsschalter Auxiliary switch 1S+2Ö	 3RH2911-1HA12	301262663100	=1FD010/30.2	Siemens
=1FD010+S1-31K1	1	Sicherheitsschaltgerät Safety Relay	Erweiterung Add-on element 750107	301265363220	=1FD010/31.0	
=1FD010+S1-28X10	1	Reihenklemme Terminal block Zubehör PNOZ Multi	Filter 1 Filter 1 774195	301265363622	=1FD010/34.2	
=1FD010+S1-28X11	1	Reihenklemme Terminal block Zubehör PNOZ Multi	Filter 1 Filter 1 774195	301265363622	=1FD010/34.3	
=1FD010+S1-28X12	1	Reihenklemme Terminal block Zubehör PNOZ Multi	Filter 1 Filter 1 774195	301265363622	=1FD010/34.4	

Schutzvermerk ISO 16016 beachten / Refer to protection notice ISO 16016.

Stückliste
Bill of materials

Benennung (BMK) Device Designation	Anzahl Number	Bezeichnung Designation		Material Nummer Material Number	Seite Page	Hersteller Manufacturer
=1FD014+S1-1F1	1	Sicherungsautomat Miniature circuit breaker 1P/16A/C	5SY6 116-7	301263322070	=1FD014/1.2	Siemens
=1FD014+S1-1F1	1	Hilfsschalter Auxiliary switch 1S+1Ö	1002499	301263322770	=1FD014/1.2	
=1FD014+S1-1F2	1	Sicherungsautomat Miniature circuit breaker 10 A; 80V DC; 1-polig+1S	Schraubanschluss Screw connection AD1S-B2-A0-DN-H-A-61-10-3	301263321382	=1FD014/1.2	*Eaton*
=1FD014+S1-1G1	1	Netzgerät Power supply unit	SPH500-7207 / 14.5944.400	301252850026	=1FD014/1.1	
=1FD014+S1-1QA1	1	Schütz Contactor 3kW/400V, 24V DC	3RT2015-1BB42	301262663000	=1FD014/1.7	Siemens
=1FD014+S1-1QA1	1	Überspannungsschutz Electrical surge protection 12-250V DC	Diode Diode 3RT2916-1EH00	301262662200	=1FD014/1.7	Siemens
=1FD014+S1-2T1	1	Wechselrichter Inverter	80VD100PS.C00X-01	301268890157	=1FD014/2.0	B&R ELEKTRONIK
=1FD014+S1-2T1	1	Federzugklemmen Spring clamp connectors	Wechselrichter Inverter 80XVD100PS.C0-01B	301268890158	=1FD014/2.0	B&R ELEKTRONIK
=1FD036+S1-3K3713	1	Optokoppler Optocoupler Ausgang 3-33 VDC; 2 A	Eingang 24 VDC; 9 mA; 300 Hz Input 24 VDC; 9 mA; 300 Hz PLC-OSC-24-24VDC/2966634	301268845132	=1FD036/3.7	Phoenix Contact
=1FD038+S1-1F1	1	Sicherungshalter LED Fuse holder LED 1-30 A, 600V 60 Hz; 3-polig	Schraubanschluss Screw connection 31300	301263312102	=1FD038/1.1	Wöhner GmbH
=1FD038+S1-1F1	3	Sicherungseinsatz Fuse link 4A 600VAC 300VDC	CLASS CC, TIME DELAY LP-CC-4	301999988537	=1FD038/1.1	Cooper Bussmann
=1FD038+S1-1QA1	1	Schütz Contactor 3kW/400V, 24V DC	3RT2015-1BB41	301262663010	=1FD038/1.8	Siemens
=1FD038+S1-1QA1	1	Überspannungsschutz Electrical surge protection 12-250V DC	Diode Diode 3RT2916-1EH00	301262662200	=1FD038/1.8	Siemens
=1FD038+S1-1T1	1	Frequenzumrichter Frequency converter 0,75KW/FC 302/SRT	131N8040	301268715224	=1FD038/1.0	Danfoss
=1FD038+S1-1T1.1	1	Bedieneinheit Control unit FC302/FCD302	FC 302 / 130B1107	301268701505	=1FD038/1.0	Danfoss
=1FD038+S1-1T1.2	1	Versorgung Supply FC300	extern external MCB 107-24VDC / 130B1108	301268715150	=1FD038/1.7	Danfoss
=1FD038+S1-1T1-P1	1	Dummy		Dummy1	=1FD000/81.1	KHS-STANDARD
=1FD039+S1-1F1	1	Sicherungshalter LED Fuse holder LED 1-30 A, 600V 60 Hz; 3-polig	Schraubanschluss Screw connection 31300	301263312102	=1FD039/1.1	Wöhner GmbH
=1FD039+S1-1F1	3	Sicherungseinsatz Fuse link 6A 600VAC 300VDC	CLASS CC, TIME DELAY LP-CC-6	301999988538	=1FD039/1.1	Cooper Bussmann
=1FD039+S1-1QA1	1	Schütz Contactor 3kW/400V, 24V DC	3RT2015-1BB41	301262663010	=1FD039/1.8	Siemens

Schutzvermerk ISO 16016 beachten / Refer to protection notice ISO 16016.

Stückliste
Bill of materials

Benennung (BMK) Device Designation	Anzahl Number	Bezeichnung Designation		Material Nummer Material Number	Seite Page	Hersteller Manufacturer
=1FD039+S1-1QA1	1	Überspannungsschutz Electrical surge protection 12-250V DC	Diode Diode 3RT2916-1EH00	301262662200	=1FD039/1.8	Siemens
=1FD039+S1-1T1	1	Frequenzumrichter Frequency converter 2,2kW/FC302/SRT	 131N8043	301268715254	=1FD039/1.0	Danfoss
=1FD039+S1-1T1.2	1	Versorgung Supply FC300	extern external MCB 107-24VDC / 130B1108	301268715150	=1FD039/1.7	Danfoss
=1FD039+S1-1T1-P1	1	Dummy		Dummy1	=1FD000/81.1	KHS-STANDARD
=1FD045+S1-2F1	1	Sicherungshalter LED Fuse holder LED 1-30 A, 600V 60 Hz; 3-polig	Schraubanschluss Screw connection 31300	301263312102	=1FD045/2.1	Wöhner GmbH
=1FD045+S1-2F1	3	Sicherungseinsatz Fuse link 4A 600VAC 300VDC	CLASS CC, TIME DELAY LP-CC-4	301999988537	=1FD045/2.1	Cooper Bussmann
=1FD051+S1-3K200	1	Zentralbaugruppe Central processing unit 1586	CPU CPU X20CP1586	301268871607	=1FD051/3.0	B&R ELEKTRONIK
=1FD051+S1-3K200	1	Speichermodul Memory module 512MB	COMPACT FLASH 5CFCRD.0512-06	301268871740	=1FD051/3.0	B&R ELEKTRONIK
=1FD051+S1-3K203	1	Digitaleingabe Digital input 16 DI / 24VDC	Komplett X20A:490534.009-00	301268871636	=1FD051/3.4	B&R ELEKTRONIK
=1FD051+S1-3K204	1	Digitalausgabe Digital output 16 DA / 24VDC 0,5A	Komplett X20A:490534.012-00	301268871647	=1FD051/3.5	B&R ELEKTRONIK
=1FD051+S1-3K200-IF2	1	Steckverbinder Connector RJ45 Ethernet	gerade straight 100023084	301261290019	=1FD000/80.1	Telegärtner
=1FD078+S1-X2	1	Sicherung Fuse 2A Mittelträge; 5x20mm	 TYPM	301263315520	=1FD078/2.1	EFEN
=1FD930+S1-1K1	1	Relaiskoppler Relay coupler	 2903370	301268840017	=1FD930/1.3	Phoenix Contact
=1FD962+S1-1K1	1	Optokoppler Optocoupler 100 kHz; 50 mA	 DEK-OE-5DC/24DC/100KHZ-G/2964555	301268845040	=1FD962/1.5	Phoenix Contact
=1FD962+S1-3XG1	1	Stecker Plug 9P, Stifte	 SUBCON9/M-SH-2761509	301261292010	=1FD962/1.5	Phoenix Contact
=1FD990+S1-4K1	1	Optokoppler Optocoupler	 2905294	301268840016	=1FD990/4.2	Phoenix Contact
=1FD999+S1-1K1	1	Feldbuskoppler Field bus coupler Ethernet IP/Profinet IO	 AB7649-F	301268890028	=1FD999/1.1	
=1FD999+S1-1K1-X2.1	1	Dummy		Dummy1	=1FD000/81.7	KHS-STANDARD
=1FD000+P101-33A1	1	Schildträger Fixing device for label	Rund circular STR 2799 / Z16	301262324470	=1FD000/33.1	Schneider Electric
=1FD000+P101-33U1	1	Bedienpult Control panel gelb RAL 1021	Steuergehäuse, Mobil Timing case, Mobil PILOT120/29212000	301262900330	=1FD000/33.0	ROSE

Schutzvermerk ISO 16016 beachten / Refer to protection notice ISO 16016.

Stückliste
Bill of materials

Benennung (BMK) Device Designation	Anzahl Number	Bezeichnung Designation		Material Nummer Material Number	Seite Page	Hersteller Manufacturer
=1FD005+P101-59S1	1	Leuchtdrucktaster Illuminated push-button	weiß white 3SU1001-0AB60-0AA0	301262315700	=1FD005/59.1	Siemens
=1FD005+P101-59S1	1	Halter Bracket	Modul Module 3SU1500-0AA10-0AA0	301262315787	=1FD005/59.1	Siemens
=1FD005+P101-59S1	1	Leuchtelement Lamp wh	Leuchtdiode Light-emitting diode 3SU1401-1BB60-1AA0	301262315740	=1FD005/59.1	Siemens
=1FD005+P101-59S1	2	Schaltansatz Switch point 1NO	Frontbefestigung Front fixing 3SU1400-1AA10-1BA0	301262315720	=1FD005/59.1	Siemens
=1FD005+P101-60S2	1	Not-Aus Schalter Emergency stop button 40mm	 3SU1000-1HB20-0AA0	301262315678	=1FD005/60.1	Siemens
=1FD005+P101-60S2	1	Halter Bracket	Modul Module 3SU1500-0AA10-0AA0	301262315787	=1FD005/60.1	Siemens
=1FD005+P101-60S2	2	Schaltansatz Switch point 1NC	Frontbefestigung Front fixing 3SU1400-1AA10-1CA0	301262315722	=1FD005/60.1	Siemens
=1FD005+P101-60S2	1	Not-Aus Schild Emergency stop label	gelb yellow 216470	301262324740	=1FD005/60.1	Eaton
=1FD000+P200-33A1	1	Schildträger Fixing device for label	Rund circular STR 2799 / Z16	301262324470	=1FD000/35.2	Schneider Electric
=1FD000+P200-58A1	1	Schildträger Fixing device for label	Rund circular STR 2799 / Z16	301262324470	=1FD000/35.5	Schneider Electric
=1FD000+P200-35U1	1	Aufbaugehäuse Mounting housing BxHxT 160x100x90mm	Edelstahl Stainless steel SM2384.020	301262316011	=1FD000/35.5	Rittal
=1FD005+P200-79S2	1	Leuchtdrucktaster Illuminated push-button	weiß white 3SU1001-0AB60-0AA0	301262315700	=1FD005/79.6	Siemens
=1FD005+P200-79S2	1	Schaltansatz Switch point 1NO	Frontbefestigung Front fixing 3SU1400-1AA10-1BA0	301262315720	=1FD005/79.6	Siemens
=1FD005+P200-79S2	1	Leuchtelement Lamp wh	Leuchtdiode Light-emitting diode 3SU1401-1BB60-1AA0	301262315740	=1FD005/79.6	Siemens
=1FD005+P200-79S2	1	Halter Bracket	Modul Module 3SU1500-0AA10-0AA0	301262315787	=1FD005/79.6	Siemens
=1FD005+P200-80S1	1	Not-Aus Schalter Emergency stop button	 3SB3000-1HA20	301262315500	=1FD005/80.1	*Siemens*
=1FD005+P200-80S1	1	Schaltansatz Switch point 1	Öffner Opener 3SB3400-0C	301262315581	=1FD005/80.1	*Siemens*
=1FD005+P200-80S1	3	Not-Aus Schild Emergency stop label	gelb yellow 216470	301262324740	=1FD005/80.1	Eaton
=1FD005+P200-80S1					=1FD005/80.1	
=1FD000+P201-33A1	1	Schildträger Fixing device for label	Rund circular STR 2799 / Z16	301262324470	=1FD000/37.1	Schneider Electric

Schutzvermerk ISO 16016 beachten / Refer to protection notice ISO 16016.

Stückliste
Bill of materials

Benennung (BMK) Device Designation	Anzahl Number	Bezeichnung Designation		Material Nummer Material Number	Seite Page	Hersteller Manufacturer
=1FD000+P201-37U1	1	Bedienpult Control panel gelb RAL 1021	Steuergehäuse, Mobil Timing case, Mobil PILOT120/29212000	301262900330	=1FD000/37.0	ROSE
=1FD005+P201-79S1	1	Leuchtdrucktaster Illuminated push-button	weiß white 3SU1001-0AB60-0AA0	301262315700	=1FD005/79.1	Siemens
=1FD005+P201-79S1	1	Halter Bracket	Modul Module 3SU1500-0AA10-0AA0	301262315787	=1FD005/79.1	Siemens
=1FD005+P201-79S1	1	Leuchtelement Lamp wh	Leuchtdiode Light-emitting diode 3SU1401-1BB60-1AA0	301262315740	=1FD005/79.1	Siemens
=1FD005+P201-79S1	2	Schaltansatz Switch point 1NO	Frontbefestigung Front fixing 3SU1400-1AA10-1BA0	301262315720	=1FD005/79.1	Siemens
=1FD005+P201-80S2	1	Not-Aus Schalter Emergency stop button 40mm	 3SU1000-1HB20-0AA0	301262315678	=1FD005/80.1	Siemens
=1FD005+P201-80S2	1	Halter Bracket	Modul Module 3SU1500-0AA10-0AA0	301262315787	=1FD005/80.1	Siemens
=1FD005+P201-80S2	2	Schaltansatz Switch point 1NC	Frontbefestigung Front fixing 3SU1400-1AA10-1CA0	301262315722	=1FD005/80.1	Siemens
=1FD005+P201-80S2	1	Not-Aus Schild Emergency stop label	gelb yellow 216470	301262324740	=1FD005/80.1	Eaton
=1FD000+P300-33A1	1	Schildträger Fixing device for label	Rund circular STR 2799 / Z16	301262324470	=1FD000/39.2	Schneider Electric
=1FD000+P300-58A1	1	Schildträger Fixing device for label	Rund circular STR 2799 / Z16	301262324470	=1FD000/39.5	Schneider Electric
=1FD000+P300-39U1	1	Aufbaugehäuse Mounting housing BxHxT 160x100x90mm	Edelstahl Stainless steel SM2384.020	301262316011	=1FD000/39.5	Rittal
=1FD005+P300-99S2	1	Leuchtdrucktaster Illuminated push-button	weiß white 3SU1001-0AB60-0AA0	301262315700	=1FD005/99.6	Siemens
=1FD005+P300-99S2	1	Schaltansatz Switch point 1NO	Frontbefestigung Front fixing 3SU1400-1AA10-1BA0	301262315720	=1FD005/99.6	Siemens
=1FD005+P300-99S2	1	Leuchtelement Lamp wh	Leuchtdiode Light-emitting diode 3SU1401-1BB60-1AA0	301262315740	=1FD005/99.6	Siemens
=1FD005+P300-99S2	1	Halter Bracket	Modul Module 3SU1500-0AA10-0AA0	301262315787	=1FD005/99.6	Siemens
=1FD005+P300-100S1	1	Not-Aus Schalter Emergency stop button	 3SB3000-1HA20	301262315500	=1FD005/100.1	*Siemens*
=1FD005+P300-100S1	1	Schaltansatz Switch point 1	Öffner Opener 3SB3400-0C	301262315581	=1FD005/100.1	*Siemens*
=1FD005+P300-100S1	3	Not-Aus Schild Emergency stop label	gelb yellow 216470	301262324740	=1FD005/100.1	Eaton
=1FD005+P300-100S1					=1FD005/100.1	

Schutzvermerk ISO 16016 beachten / Refer to protection notice ISO 16016.

Stückliste
Bill of materials

Benennung (BMK) Device Designation	Anzahl Number	Bezeichnung Designation		Material Nummer Material Number	Seite Page	Hersteller Manufacturer
=1FD000+P301-33A1	1	Schildträger Fixing device for label	Rund circular STR 2799 / Z16	301262324470	=1FD000/41.1	Schneider Electric
=1FD000+P301-41U1	1	Bedienpult Control panel gelb RAL 1021	Steuergehäuse, Mobil Timing case, Mobil PILOT120/29212000	301262900330	=1FD000/41.0	ROSE
=1FD005+P301-99S1	1	Leuchtdrucktaster Illuminated push-button	weiß white 3SU1001-0AB60-0AA0	301262315700	=1FD005/99.1	Siemens
=1FD005+P301-99S1	1	Halter Bracket	Modul Module 3SU1500-0AA10-0AA0	301262315787	=1FD005/99.1	Siemens
=1FD005+P301-99S1	1	Leuchtelement Lamp wh	Leuchtdiode Light-emitting diode 3SU1401-1BB60-1AA0	301262315740	=1FD005/99.1	Siemens
=1FD005+P301-99S1	2	Schaltansatz Switch point 1NO	Frontbefestigung Front fixing 3SU1400-1AA10-1BA0	301262315720	=1FD005/99.1	Siemens
=1FD005+P301-100S2	1	Not-Aus Schalter Emergency stop button 40mm	3SU1000-1HB20-0AA0	301262315678	=1FD005/100.1	Siemens
=1FD005+P301-100S2	1	Halter Bracket	Modul Module 3SU1500-0AA10-0AA0	301262315787	=1FD005/100.1	Siemens
=1FD005+P301-100S2	2	Schaltansatz Switch point 1NC	Frontbefestigung Front fixing 3SU1400-1AA10-1CA0	301262315722	=1FD005/100.1	Siemens
=1FD005+P301-100S2	1	Not-Aus Schild Emergency stop label	gelb yellow 216470	301262324740	=1FD005/100.1	Eaton
=1FD000+R10-15A1	1	Kabeldurchführung Cable bushing	Platte Plate KEL-DPZ 24/32 43730	301256430034	=1FD000/15.5	icotek GmbH
=1FD000+R10-15A2	1	Kabeleinführung Cable inlet	Leiste Rail KEL24-10/42241	301256431500	=1FD000/15.6	
=1FD000+R10-15A2	1	Kabeleinführung Cable inlet 13-14mm	Tülle Grommet KT13 / 41313	301256430031	=1FD000/15.6	icotek GmbH
=1FD000+R10-15A2	9	Kabeleinführung Cable inlet	Blindstopfen Blind plug BTK / 41251	301256431537	=1FD000/15.6	icotek GmbH
=1FD014+R10-3T1	1	Wechselrichter Inverter	80VD100PS.C00X-01	301268890157	=1FD014/3.0	B&R ELEKTRONIK
=1FD014+R10-3T1	1	Federzugklemmen Spring clamp connectors	Wechselrichter Inverter 80XVD100PS.C0-01B	301268890158	=1FD014/3.0	B&R ELEKTRONIK
=1FD051+R10-2F1	1	Schutzschalter Protective switch	Strom Current 716401	301263325500	=1FD051/2.2	Lütze
=1FD051+R10-2F2	1	Schutzschalter Protective switch	Strom Current 716401	301263325500	=1FD051/2.3	Lütze
=1FD051+R10-2F3	1	Schutzschalter Protective switch	Strom Current 716401	301263325500	=1FD051/2.5	Lütze
=1FD051+R10-2F4	1	Schutzschalter Protective switch	Strom Current 716401	301263325500	=1FD051/2.6	Lütze

Schutzvermerk ISO 16016 beachten / Refer to protection notice ISO 16016.

Stückliste
Bill of materials

Benennung (BMK) Device Designation	Anzahl Number	Bezeichnung Designation		Material Nummer Material Number	Seite Page	Hersteller Manufacturer
=1FD051+R10-2F5	1	Schutzschalter Protective switch	Strom Current 716401	301263325500	=1FD051/2.7	Lütze
=1FD051+R10-2X1	1	Einspeisemodul Feed module	716425	301263325501	=1FD051/2.1	Lütze
=1FD051+R10-2X2	1	Einspeisemodul Feed module	716425	301263325501	=1FD051/2.5	Lütze
=1FD051+R10-10A1	1	Terminalmodul Terminal module	PowerLink X20BB80	301268871603	=1FD051/10.0	B&R ELEKTRONIK
=1FD051+R10-10K1	1	Digitalein-/Ausgabe Digital input/output	Modul Module X20A:490534.017-00	301268870038	=1FD051/10.2	B&R ELEKTRONIK
=1FD051+R10-10K2	1	Digitalein-/Ausgabe Digital input/output	Modul Module X20A:490534.017-00	301268870038	=1FD051/10.2	B&R ELEKTRONIK
=1FD051+R10-10K3	1	Digitalein-/Ausgabe Digital input/output	Modul Module X20A:490534.017-00	301268870038	=1FD051/10.3	B&R ELEKTRONIK
=1FD051+R10-10K4	1	Digitalein-/Ausgabe Digital input/output	Modul Module X20A:490534.017-00	301268870038	=1FD051/10.3	B&R ELEKTRONIK
=1FD051+R10-10K5	1	Digitalein-/Ausgabe Digital input/output	Modul Module X20A:490534.017-00	301268870038	=1FD051/10.3	B&R ELEKTRONIK
=1FD051+R10-10K6	1	Digitalein-/Ausgabe Digital input/output	Modul Module X20A:490534.017-00	301268870038	=1FD051/10.4	B&R ELEKTRONIK
=1FD051+R10-10K100	1	Busmodul Bus module	Controller Controller X20BC0083	301268871621	=1FD051/10.1	B&R ELEKTRONIK
=1FD051+R10-10K101	1	Einspeisemodul Feed module 24VDC	X20PS9400	301268871613	=1FD051/10.1	B&R ELEKTRONIK
=1FD051+R10-10K101	1	Frontstecker Front connector PUSH-IN TECHNIK	12 POLIG X20TB12	301268871650	=1FD051/10.1	B&R ELEKTRONIK
=1FD051+R10-10K102	1	Busmodul Bus module Komplett	TRANSMITTER / ERWEITERUNG X20BT9100BM11	301268871626	=1FD051/10.4	B&R ELEKTRONIK
=1FD051+R10-10K102	1	Abschlussplatte End plate	Links X20AC0SL1	301268871681	=1FD051/10.4	B&R ELEKTRONIK
=1FD000+R11-16A1	1	Kabeldurchführung Cable bushing	Platte Plate KEL-DPZ 24/32 43730	301256430034	=1FD000/16.5	icotek GmbH
=1FD000+R11-16A2	1	Kabeldurchführung Cable bushing	Platte Plate 43715	301256431623	=1FD000/16.6	icotek GmbH
=1FD052+R11-10K10	1	Digitaleingabe Digital input 16 DI / 24VDC	Komplett X20A:490534.009-00	301268871636	=1FD052/10.1	B&R ELEKTRONIK
=1FD052+R11-10K11	1	Digitaleingabe Digital input 16 DI / 24VDC	Komplett X20A:490534.009-00	301268871636	=1FD052/10.1	B&R ELEKTRONIK
=1FD052+R11-10K12	1	Digitaleingabe Digital input 16 DI / 24VDC	Komplett X20A:490534.009-00	301268871636	=1FD052/10.2	B&R ELEKTRONIK

Schutzvermerk ISO 16016 beachten / Refer to protection notice ISO 16016.

Stückliste
Bill of materials

Benennung (BMK) Device Designation	Anzahl Number	Bezeichnung Designation		Material Nummer Material Number	Seite Page	Hersteller Manufacturer
=1FD052+R11-10K13	1	Digitaleingabe Digital input 16 DI / 24VDC	Komplett X20A:490534.009-00	301268871636	=1FD052/10.2	B&R ELEKTRONIK
=1FD052+R11-10K102	1	Busmodul Bus module	komplett complete X20ZBR9300BM01	301268871624	=1FD052/10.1	B&R ELEKTRONIK
=1FD003+M1-50K1	1	Feldbuskoppler Field bus coupler AL1203-Profinet	 AL1203	59646675S003	=1FD003/50.4	IFM electronic GmbH
=1FD003+M1-51K1	1	Feldbuskoppler Field bus coupler AL1203-Profinet	 AL1203	59646675S003	=1FD003/51.4	IFM electronic GmbH
=1FD003+M1-52K1	1	Feldbuskoppler Field bus coupler AL1203-Profinet	 AL1203	59646675S003	=1FD003/52.4	IFM electronic GmbH
=1FD003+M1-53K1	1	Feldbuskoppler Field bus coupler AL1203-Profinet	 AL1203	59646675S003	=1FD003/53.4	IFM electronic GmbH
=1FD003+M1-60K1	1	Eingangsmodul Input module IO-Link	 AL2241	301268750077	=1FD003/60.4	IFM electronic GmbH
=1FD003+M1-61K1	1	Eingangsmodul Input module IO-Link	 AL2241	301268750077	=1FD003/61.4	IFM electronic GmbH
=1FD003+M1-62K1	1	Eingangsmodul Input module IO-Link	 AL2241	301268750077	=1FD003/62.4	IFM electronic GmbH
=1FD003+M1-63K1	1	Eingangsmodul Input module IO-Link	 AL2241	301268750077	=1FD003/63.4	IFM electronic GmbH
=1FD003+M1-70K1	1	Ventilinsel Valve terminal	 573606	301063950037	=1FD003/70.0	Festo
=1FD003+M1-71K1	1	Ventilinsel Valve terminal	 573606	301063950037	=1FD003/71.0	Festo
=1FD003+M1-74K1	1	Ventilinsel Valve terminal	 573606	301063950037	=1FD003/74.0	Festo
=1FD003+M1-74K1	1	Magnetventil Magnetic valve	5/3 Wege 5/3-way 573419	301063940082	=1FD003/74.0	Festo
=1FD003+M1-75K1	1	Ventilinsel Valve terminal	 573606	301063950037	=1FD003/75.0	Festo
=1FD003+M1-77K1	1	Ventilinsel Valve terminal	 573606	301063950037	=1FD003/77.0	Festo
=1FD004+M1-7P1	1	Signalleuchte Signal lamp 24VDC	Leuchtdiode Light-emitting diode 320.002.01	301266311581	=1FD004/7.1	Werma Signaltechnik
=1FD004+M1-7X10	1	Steckverbinder Connector M12Y	Verteiler Distributor 8PY-M/2XFVP/1454972	301261291774	=1FD004/7.1	Phoenix Contact
=1FD004+M1-8P1	1	Signalleuchte Signal lamp 24VDC	Leuchtdiode Light-emitting diode 320.002.01	301266311581	=1FD004/8.0	Werma Signaltechnik
=1FD004+M1-8P2	1	Signalleuchte Signal lamp 24VDC	Leuchtdiode Light-emitting diode 320.002.01	301266311581	=1FD004/8.5	Werma Signaltechnik

Schutzvermerk ISO 16016 beachten / Refer to protection notice ISO 16016.

Stückliste
Bill of materials

Benennung (BMK) Device Designation	Anzahl Number	Bezeichnung Designation		Material Nummer Material Number	Seite Page	Hersteller Manufacturer
=1FD004+M1-8P3	1	Signalleuchte Signal lamp 24VDC	Leuchtdiode Light-emitting diode 320.002.01	301266311581	=1FD004/8.7	Werma Signaltechnik
=1FD004+M1-8X10	1	Steckverbinder Connector M12Y	Verteiler Distributor 8PY-M/2XFVP/1454972	301261291774	=1FD004/8.0	Phoenix Contact
=1FD004+M1-8X11	1	Steckverbinder Connector M12Y	Verteiler Distributor 8PY-M/2XFVP/1454972	301261291774	=1FD004/8.5	Phoenix Contact
=1FD005+M1-44S1	1	Sicherheitsschalter Safety switch	codiert coded 541009	301262455551	=1FD005/44.1	
=1FD005+M1-55ST101	1	Sicherheitsschalter Safety switch	 570406	301262450116	=1FD005/55.1	
=1FD005+M1-55ST101	1	Sicherheitsschalter Safety switch	Zubehör Accessories 570461	301262450189	=1FD005/55.1	
=1FD005+M1-55ST101	1	Sicherheitsschalter Safety switch	Zubehör Accessories 570463	301262450190	=1FD005/55.1	
=1FD005+M1-55ST102	1	Sicherheitsschalter Safety switch	codiert coded 541009	301262455551	=1FD005/55.3	
=1FD005+M1-55ST103	1	Sicherheitsschalter Safety switch	 570406	301262450116	=1FD005/55.6	
=1FD005+M1-55X101	1	Steckverbinder Connector M12Y-M12	Verteiler Distributor 570486	301261290083	=1FD005/55.1	
=1FD005+M1-55X102	1	Steckverbinder Connector M12Y-M12	Verteiler Distributor 540315	301261290099	=1FD005/55.3	
=1FD005+M1-55X103	1	Steckverbinder Connector M12/M12	Adapter Adaptor 570487	301261290084	=1FD005/55.5	
=1FD005+M1-75ST201	1	Sicherheitsschalter Safety switch	codiert coded 541009	301262455551	=1FD005/75.1	
=1FD005+M1-75ST202	1	Sicherheitsschalter Safety switch	 570406	301262450116	=1FD005/75.3	
=1FD005+M1-75ST202	1	Sicherheitsschalter Safety switch	Zubehör Accessories 570461	301262450189	=1FD005/75.3	
=1FD005+M1-75ST202	1	Sicherheitsschalter Safety switch	Zubehör Accessories 570463	301262450190	=1FD005/75.3	
=1FD005+M1-75ST203	1	Sicherheitsschalter Safety switch	codiert coded 541009	301262455551	=1FD005/75.5	
=1FD005+M1-75ST204	1	Sicherheitsschalter Safety switch	 570406	301262450116	=1FD005/75.8	
=1FD005+M1-75ST204	1	Sicherheitsschalter Safety switch	Zubehör Accessories 570461	301262450189	=1FD005/75.8	
=1FD005+M1-75ST204	1	Sicherheitsschalter Safety switch	Zubehör Accessories 570463	301262450190	=1FD005/75.8	

Schutzvermerk ISO 16016 beachten / Refer to protection notice ISO 16016.

Stückliste
Bill of materials

Benennung (BMK) Device Designation	Anzahl Number	Bezeichnung Designation		Material Nummer Material Number	Seite Page	Hersteller Manufacturer
=1FD005+M1-75X201	1	Steckverbinder Connector M12Y-M12	Verteiler Distributor 540315	301261290099	=1FD005/75.1	
=1FD005+M1-75X202	1	Steckverbinder Connector M12Y-M12	Verteiler Distributor 570486	301261290083	=1FD005/75.3	
=1FD005+M1-75X203	1	Steckverbinder Connector M12Y-M12	Verteiler Distributor 540315	301261290099	=1FD005/75.5	
=1FD005+M1-75X204	1	Steckverbinder Connector M12/M12	Adapter Adaptor 570487	301261290084	=1FD005/75.7	
=1FD005+M1-95ST303	1	Sicherheitsschalter Safety switch	 570406	301262450116	=1FD005/95.5	
=1FD005+M1-95ST303	1	Sicherheitsschalter Safety switch	Zubehör Accessories 570461	301262450189	=1FD005/95.5	
=1FD005+M1-95ST303	1	Sicherheitsschalter Safety switch	Zubehör Accessories 570463	301262450190	=1FD005/95.5	
=1FD005+M1-95ST304	1	Sicherheitsschalter Safety switch	 570406	301262450116	=1FD005/95.3	
=1FD005+M1-95ST304	1	Sicherheitsschalter Safety switch	Zubehör Accessories 570461	301262450189	=1FD005/95.3	
=1FD005+M1-95ST304	1	Sicherheitsschalter Safety switch	Zubehör Accessories 570463	301262450190	=1FD005/95.3	
=1FD005+M1-95ST305	1	Sicherheitsschalter Safety switch	codiert coded 541009	301262455551	=1FD005/95.1	
=1FD005+M1-95X303	1	Steckverbinder Connector M12Y-M12	Verteiler Distributor 570486	301261290083	=1FD005/95.5	
=1FD005+M1-95X304	1	Steckverbinder Connector M12Y-M12	Verteiler Distributor 570486	301261290083	=1FD005/95.3	
=1FD005+M1-95X305	1	Steckverbinder Connector M12Y-M12	Verteiler Distributor 540315	301261290099	=1FD005/95.1	
=1FD005+M1-96ST301	1	Sicherheitsschalter Safety switch	 570406	301262450116	=1FD005/96.4	
=1FD005+M1-96ST302	1	Sicherheitsschalter Safety switch	codiert coded 541009	301262455551	=1FD005/96.1	
=1FD005+M1-96X301	1	Steckverbinder Connector M12/M12	Adapter Adaptor 570487	301261290084	=1FD005/96.3	
=1FD005+M1-96X302	1	Steckverbinder Connector M12Y-M12	Verteiler Distributor 540315	301261290099	=1FD005/96.1	
=1FD005+M1-260B1	1	Näherungsschalter Proximity switch	 574333	301999959624	=1FD005/260.1	Festo
=1FD005+M1-261B1	1	Näherungsschalter Proximity switch	 574333	301999959624	=1FD005/261.1	Festo

Schutzvermerk ISO 16016 beachten / Refer to protection notice ISO 16016.

Stückliste
Bill of materials

Benennung (BMK) Device Designation	Anzahl Number	Bezeichnung Designation	Material Nummer Material Number	Seite Page	Hersteller Manufacturer
=1FD005+M1-262B1	1	Näherungsschalter Proximity switch 574333	301999959624	=1FD005/262.1	Festo
=1FD005+M1-270K601	1	Sicherheitsschaltgerät Safety Relay 24V DC, 8 sichere Eingänge dezentral Decentralised 773614	301265363641	=1FD005/270.2	
=1FD005+M1-270K601	1	Gegenhalter Counter bracket Pilz komplett complete	59654363S001	=1FD005/270.2	
=1FD005+M1-272K611	1	Sicherheitsschaltgerät Safety Relay 24V DC, 8 sichere Eingänge dezentral Decentralised 773614	301265363641	=1FD005/272.2	
=1FD005+M1-272K611	1	Gegenhalter Counter bracket Pilz komplett complete	59654363S001	=1FD005/272.2	
=1FD005+M1-276K631	1	Sicherheitsschaltgerät Safety Relay 24V DC, 8 sichere Eingänge dezentral Decentralised 773614	301265363641	=1FD005/276.2	
=1FD013+M1-1BL700	1	Füllstandssensor Fill level sensor 1072770	301262410038	=1FD3000/1.7:D	Sick AG
=1FD038+M1-1Q1	1	Reparaturschalter Repair switch EMV 5,5KW/3P+1S D1 09/HS-T51/4-D-MSS/31990988	301262220516	=1FD038/1.1	Elektra Tailfingen
=1FD038+M1-1Q1	1	Abdeckung Niro Cover Fine Steel Schaltergrösse: R1/D1/D2 Abdeckhaube F. Rep.-Schalter Covering cap F.	156038018431	=1FD038/1.1	KHS-EIGENFERTIGUNG
=1FD038+M1-1Q1	1	Warnschild Danger sign Netz Motor Motor	301025990022	=1FD038/1.1	
=1FD039+M1-1Q1	1	Reparaturschalter Repair switch EMV 5,5KW/3P+1S D1 09/HS-T51/4-D-MSS/31990988	301262220516	=1FD039/1.1	Elektra Tailfingen
=1FD039+M1-1Q1	1	Abdeckung Niro Cover Fine Steel Schaltergrösse: R1/D1/D2 Abdeckhaube F. Rep.-Schalter Covering cap F.	156038018431	=1FD039/1.1	KHS-EIGENFERTIGUNG
=1FD039+M1-1Q1	1	Warnschild Danger sign Netz Motor Motor	301025990022	=1FD039/1.1	
=1FD045+M1-2T1-P1	1	Dummy	Dummy1	=1FD000/81.2	KHS-STANDARD
=1FD050+M1-X50	1	Schleifringübertrager Slip ring transmitter Kombination Combination 199540026430V02	301251990047	=1FD050/4.0	GAT mbH
=1FD051+M1-1BG40.1	1	Dummy_universal	Dummy_universal	=1FD3000/1.7:C	KHS-STANDARD
=1FD051+M1-1MM40	1	Dummy_universal	Dummy_Pneumatik_6	=1FD3000/1.7:C	KHS-STANDARD
=1FD051+M1-1MM139	1	Dummy	Dummy1	=1FD2000/20.8	KHS-STANDARD
=1FD052+M1-20BF1	1	Durchflussmesser Flow meter induktiv inductive VN4046301H00000000B0000A	301212414262	=1FD052/20.0	Krohne
=1FD052+M1-20BF2	1	Durchflussmesser Flow meter induktiv inductive VN4046301H00000000B0000A	301212414262	=1FD052/20.1	Krohne

Schutzvermerk ISO 16016 beachten / Refer to protection notice ISO 16016.

Stückliste
Bill of materials

Benennung (BMK) Device Designation	Anzahl Number	Bezeichnung Designation		Material Nummer Material Number	Seite Page	Hersteller Manufacturer
=1FD052+M1-20BF3	1	Durchflussmesser Flow meter	induktiv inductive VN4046301H00000000B0000A	301212414262	=1FD052/20.2	Krohne
=1FD052+M1-20BF4	1	Durchflussmesser Flow meter	induktiv inductive VN4046301H00000000B0000A	301212414262	=1FD052/20.3	Krohne
=1FD052+M1-20BF5	1	Durchflussmesser Flow meter	induktiv inductive VN4046301H00000000B0000A	301212414262	=1FD052/20.4	Krohne
=1FD052+M1-20BF6	1	Durchflussmesser Flow meter	induktiv inductive VN4046301H00000000B0000A	301212414262	=1FD052/20.5	Krohne
=1FD052+M1-20BF7	1	Durchflussmesser Flow meter	induktiv inductive VN4046301H00000000B0000A	301212414262	=1FD052/20.6	Krohne
=1FD052+M1-20BF8	1	Durchflussmesser Flow meter	induktiv inductive VN4046301H00000000B0000A	301212414262	=1FD052/20.7	Krohne
=1FD052+M1-21BF9	1	Durchflussmesser Flow meter	induktiv inductive VN4046301H00000000B0000A	301212414262	=1FD052/21.0	Krohne
=1FD052+M1-21BF10	1	Durchflussmesser Flow meter	induktiv inductive VN4046301H00000000B0000A	301212414262	=1FD052/21.1	Krohne
=1FD052+M1-21BF11	1	Durchflussmesser Flow meter	induktiv inductive VN4046301H00000000B0000A	301212414262	=1FD052/21.2	Krohne
=1FD052+M1-21BF12	1	Durchflussmesser Flow meter	induktiv inductive VN4046301H00000000B0000A	301212414262	=1FD052/21.3	Krohne
=1FD052+M1-21BF13	1	Durchflussmesser Flow meter	induktiv inductive VN4046301H00000000B0000A	301212414262	=1FD052/21.4	Krohne
=1FD052+M1-21BF14	1	Durchflussmesser Flow meter	induktiv inductive VN4046301H00000000B0000A	301212414262	=1FD052/21.5	Krohne
=1FD052+M1-21BF15	1	Durchflussmesser Flow meter	induktiv inductive VN4046301H00000000B0000A	301212414262	=1FD052/21.6	Krohne
=1FD052+M1-22BF17	1	Durchflussmesser Flow meter	induktiv inductive VN4046301H00000000B0000A	301212414262	=1FD052/22.0	Krohne
=1FD052+M1-22BF18	1	Durchflussmesser Flow meter	induktiv inductive VN4046301H00000000B0000A	301212414262	=1FD052/22.1	Krohne
=1FD052+M1-22BF19	1	Durchflussmesser Flow meter	induktiv inductive VN4046301H00000000B0000A	301212414262	=1FD052/22.2	Krohne
=1FD052+M1-22BF20	1	Durchflussmesser Flow meter	induktiv inductive VN4046301H00000000B0000A	301212414262	=1FD052/22.3	Krohne
=1FD052+M1-22BF21	1	Durchflussmesser Flow meter	induktiv inductive VN4046301H00000000B0000A	301212414262	=1FD052/22.4	Krohne
=1FD052+M1-22BF22	1	Durchflussmesser Flow meter	induktiv inductive VN4046301H00000000B0000A	301212414262	=1FD052/22.5	Krohne
=1FD052+M1-22BF23	1	Durchflussmesser Flow meter	induktiv inductive VN4046301H00000000B0000A	301212414262	=1FD052/22.6	Krohne

Schutzvermerk ISO 16016 beachten / Refer to protection notice ISO 16016.

Stückliste
Bill of materials

Benennung (BMK) Device Designation	Anzahl Number	Bezeichnung Designation		Material Nummer Material Number	Seite Page	Hersteller Manufacturer
=1FD052+M1-22BF24	1	Durchflussmesser Flow meter	induktiv inductive VN4046301H00000000B0000A	301212414262	=1FD052/22.7	Krohne
=1FD052+M1-23BF25	1	Durchflussmesser Flow meter	induktiv inductive VN4046301H00000000B0000A	301212414262	=1FD052/23.0	Krohne
=1FD052+M1-23BF26	1	Durchflussmesser Flow meter	induktiv inductive VN4046301H00000000B0000A	301212414262	=1FD052/23.1	Krohne
=1FD052+M1-23BF27	1	Durchflussmesser Flow meter	induktiv inductive VN4046301H00000000B0000A	301212414262	=1FD052/23.2	Krohne
=1FD052+M1-23BF28	1	Durchflussmesser Flow meter	induktiv inductive VN4046301H00000000B0000A	301212414262	=1FD052/23.3	Krohne
=1FD052+M1-23BF29	1	Durchflussmesser Flow meter	induktiv inductive VN4046301H00000000B0000A	301212414262	=1FD052/23.4	Krohne
=1FD052+M1-23BF30	1	Durchflussmesser Flow meter	induktiv inductive VN4046301H00000000B0000A	301212414262	=1FD052/23.5	Krohne
=1FD052+M1-23BF31	1	Durchflussmesser Flow meter	induktiv inductive VN4046301H00000000B0000A	301212414262	=1FD052/23.6	Krohne
=1FD052+M1-23BF32	1	Durchflussmesser Flow meter	induktiv inductive VN4046301H00000000B0000A	301212414262	=1FD052/23.7	Krohne
=1FD052+M1-24BF33	1	Durchflussmesser Flow meter	induktiv inductive VN4046301H00000000B0000A	301212414262	=1FD052/24.0	Krohne
=1FD052+M1-24BF34	1	Durchflussmesser Flow meter	induktiv inductive VN4046301H00000000B0000A	301212414262	=1FD052/24.1	Krohne
=1FD052+M1-24BF35	1	Durchflussmesser Flow meter	induktiv inductive VN4046301H00000000B0000A	301212414262	=1FD052/24.2	Krohne
=1FD052+M1-24BF36	1	Durchflussmesser Flow meter	induktiv inductive VN4046301H00000000B0000A	301212414262	=1FD052/24.3	Krohne
=1FD052+M1-24BF37	1	Durchflussmesser Flow meter	induktiv inductive VN4046301H00000000B0000A	301212414262	=1FD052/24.4	Krohne
=1FD052+M1-24BF38	1	Durchflussmesser Flow meter	induktiv inductive VN4046301H00000000B0000A	301212414262	=1FD052/24.5	Krohne
=1FD052+M1-24BF39	1	Durchflussmesser Flow meter	induktiv inductive VN4046301H00000000B0000A	301212414262	=1FD052/24.6	Krohne
=1FD052+M1-24BF40	1	Durchflussmesser Flow meter	induktiv inductive VN4046301H00000000B0000A	301212414262	=1FD052/24.7	Krohne
=1FD052+M1-25BF41	1	Durchflussmesser Flow meter	induktiv inductive VN4046301H00000000B0000A	301212414262	=1FD052/25.0	Krohne
=1FD052+M1-25BF42	1	Durchflussmesser Flow meter	induktiv inductive VN4046301H00000000B0000A	301212414262	=1FD052/25.1	Krohne
=1FD052+M1-25BF43	1	Durchflussmesser Flow meter	induktiv inductive VN4046301H00000000B0000A	301212414262	=1FD052/25.2	Krohne

Schutzvermerk ISO 16016 beachten / Refer to protection notice ISO 16016.

Stückliste
Bill of materials

Benennung (BMK) Device Designation	Anzahl Number	Bezeichnung Designation		Material Nummer Material Number	Seite Page	Hersteller Manufacturer
=1FD052+M1-25BF44	1	Durchflussmesser Flow meter	induktiv inductive VN4046301H00000000B0000A	301212414262	=1FD052/25.3	Krohne
=1FD052+M1-25BF45	1	Durchflussmesser Flow meter	induktiv inductive VN4046301H00000000B0000A	301212414262	=1FD052/25.4	Krohne
=1FD052+M1-25BF46	1	Durchflussmesser Flow meter	induktiv inductive VN4046301H00000000B0000A	301212414262	=1FD052/25.5	Krohne
=1FD052+M1-25BF47	1	Durchflussmesser Flow meter	induktiv inductive VN4046301H00000000B0000A	301212414262	=1FD052/25.6	Krohne
=1FD052+M1-25BF48	1	Durchflussmesser Flow meter	induktiv inductive VN4046301H00000000B0000A	301212414262	=1FD052/25.7	Krohne
=1FD052+M1-26BF49	1	Durchflussmesser Flow meter	induktiv inductive VN4046301H00000000B0000A	301212414262	=1FD052/26.0	Krohne
=1FD052+M1-26BF50	1	Durchflussmesser Flow meter	induktiv inductive VN4046301H00000000B0000A	301212414262	=1FD052/26.1	Krohne
=1FD052+M1-26BF51	1	Durchflussmesser Flow meter	induktiv inductive VN4046301H00000000B0000A	301212414262	=1FD052/26.2	Krohne
=1FD052+M1-26BF52	1	Durchflussmesser Flow meter	induktiv inductive VN4046301H00000000B0000A	301212414262	=1FD052/26.3	Krohne
=1FD052+M1-26BF53	1	Durchflussmesser Flow meter	induktiv inductive VN4046301H00000000B0000A	301212414262	=1FD052/26.4	Krohne
=1FD052+M1-26BF54	1	Durchflussmesser Flow meter	induktiv inductive VN4046301H00000000B0000A	301212414262	=1FD052/26.5	Krohne
=1FD052+M1-26BF55	1	Durchflussmesser Flow meter	induktiv inductive VN4046301H00000000B0000A	301212414262	=1FD052/26.6	Krohne
=1FD052+M1-26BF56	1	Durchflussmesser Flow meter	induktiv inductive VN4046301H00000000B0000A	301212414262	=1FD052/26.7	Krohne
=1FD052+M1-27BF57	1	Durchflussmesser Flow meter	induktiv inductive VN4046301H00000000B0000A	301212414262	=1FD052/27.0	Krohne
=1FD052+M1-27BF58	1	Durchflussmesser Flow meter	induktiv inductive VN4046301H00000000B0000A	301212414262	=1FD052/27.1	Krohne
=1FD052+M1-27BF59	1	Durchflussmesser Flow meter	induktiv inductive VN4046301H00000000B0000A	301212414262	=1FD052/27.2	Krohne
=1FD052+M1-27BF60	1	Durchflussmesser Flow meter	induktiv inductive VN4046301H00000000B0000A	301212414262	=1FD052/27.3	Krohne
=1FD060+M1-1AF60	1	Dummy_universal		Dummy_universal	=1FD3000/1.2:D	KHS-STANDARD
=1FD060+M1-1AF61	1	Dummy_universal		Dummy_universal	=1FD3000/1.2:D	KHS-STANDARD
=1FD060+M1-1AF62	1	Dummy_universal		Dummy_universal	=1FD3000/1.2:D	KHS-STANDARD

Schutzvermerk ISO 16016 beachten / Refer to protection notice ISO 16016.

Stückliste
Bill of materials

Benennung (BMK) Device Designation	Anzahl Number	Bezeichnung Designation	Material Nummer Material Number	Seite Page	Hersteller Manufacturer
=1FD060+M1-1BG290.1	1	Näherungsschalter Proximity switch IFT200 für Scheiben-Ventile	301262456720	=1FD3000/1.3:H	IFM electronic GmbH
=1FD060+M1-1BG300.1	1	Näherungsschalter Proximity switch IFT200 für Scheiben-Ventile	301262456720	=1FD3000/1.4:H	IFM electronic GmbH
=1FD060+M1-1BG310.1	1	Näherungsschalter Proximity switch IFT200 für Scheiben-Ventile	301262456720	=1FD3000/1.4:H	IFM electronic GmbH
=1FD060+M1-1BG330.1	1	Näherungsschalter Proximity switch IFT200 für Scheiben-Ventile	301262456720	=1FD3000/1.4:H	IFM electronic GmbH
=1FD060+M1-1BG340.1	1	Näherungsschalter Proximity switch IFT200 für Scheiben-Ventile	301262456720	=1FD3000/1.4:H	IFM electronic GmbH
=1FD060+M1-1BG350.1	1	Näherungsschalter Proximity switch IFT200 für Scheiben-Ventile	301262456720	=1FD3000/1.5:H	IFM electronic GmbH
=1FD060+M1-1BG370.1	1	Näherungsschalter Proximity switch IFT200 für Scheiben-Ventile	301262456720	=1FD3000/1.5:G	IFM electronic GmbH
=1FD060+M1-1BG380.1	1	Näherungsschalter Proximity switch IFT200 für Scheiben-Ventile	301262456720	=1FD3000/1.5:H	IFM electronic GmbH
=1FD060+M1-1BG390.1	1	Näherungsschalter Proximity switch IFT200 für Scheiben-Ventile	301262456720	=1FD3000/1.5:H	IFM electronic GmbH
=1FD060+M1-1BG400.1	1	Näherungsschalter Proximity switch IFT200 für Scheiben-Ventile	301262456720	=1FD3000/1.7:H	IFM electronic GmbH
=1FD060+M1-1BG410.1	1	Näherungsschalter Proximity switch IFT200 für Scheiben-Ventile	301262456720	=1FD3000/1.6:H	IFM electronic GmbH
=1FD060+M1-1BG450.1	1	Näherungsschalter Proximity switch	301262457130	=1FD3000/1.5:G	
=1FD060+M1-1BG455.1	1	Näherungsschalter Proximity switch IFT200 für Scheiben-Ventile	301262456720	=1FD3000/1.4:G	IFM electronic GmbH
=1FD060+M1-1BG500.1	1	Näherungsschalter Proximity switch IFT200 für Scheiben-Ventile	301262456720	=1FD3000/1.1:G	IFM electronic GmbH
=1FD060+M1-1BP190	1	Druckmessumformer Pressure transducer 0-12 bar 402058/999-501-458-9972036/631	301062020017	=1FD3000/1.1:G	Jumo
=1FD060+M1-1BP200	1	Druckmessumformer Pressure transducer 0-12 bar 402058/999-501-458-9972036/631	301062020017	=1FD3000/1.2:H	Jumo
=1FD060+M1-1BP240	1	Druckmessumformer Pressure transducer 0-12 bar 402058/999-501-458-9972036/631	301062020017	=1FD3000/1.4:G	Jumo
=1FD060+M1-1MM290	1	Dummy_universal	Dummy_Pneumatik_6	=1FD3000/1.3:H	KHS-STANDARD
=1FD060+M1-1MM300	1	Dummy_universal	Dummy_Pneumatik_6	=1FD3000/1.4:H	KHS-STANDARD
=1FD060+M1-1MM310	1	Dummy_universal	Dummy_Pneumatik_6	=1FD3000/1.4:H	KHS-STANDARD

Schutzvermerk ISO 16016 beachten / Refer to protection notice ISO 16016.

Stückliste
Bill of materials

Benennung (BMK) Device Designation	Anzahl Number	Bezeichnung Designation	Material Nummer Material Number	Seite Page	Hersteller Manufacturer
=1FD060+M1-1MM330	1	Dummy_universal	Dummy_Pneumatik_6	=1FD3000/1.4:H	KHS-STANDARD
=1FD060+M1-1MM340	1	Dummy_universal	Dummy_Pneumatik_6	=1FD3000/1.4:H	KHS-STANDARD
=1FD060+M1-1MM350	1	Dummy_universal	Dummy_Pneumatik_6	=1FD3000/1.5:H	KHS-STANDARD
=1FD060+M1-1MM370	1	Dummy_universal	Dummy_Pneumatik_6	=1FD3000/1.5:H	KHS-STANDARD
=1FD060+M1-1MM380	1	Dummy_universal	Dummy_Pneumatik_6	=1FD3000/1.5:H	KHS-STANDARD
=1FD060+M1-1MM390	1	Dummy_universal	Dummy_Pneumatik_6	=1FD3000/1.5:H	KHS-STANDARD
=1FD060+M1-1MM400	1	Dummy_universal	Dummy_Pneumatik_6	=1FD3000/1.7:H	KHS-STANDARD
=1FD060+M1-1MM410	1	Dummy_universal	Dummy_Pneumatik_6	=1FD3000/1.6:H	KHS-STANDARD
=1FD060+M1-1MM450	1	Dummy_universal	Dummy_Pneumatik_6	=1FD3000/1.5:G	KHS-STANDARD
=1FD060+M1-1MM455	1	Dummy_universal	Dummy_Pneumatik_6	=1FD3000/1.4:G	KHS-STANDARD
=1FD060+M1-1MM460	1	Dummy_universal	Dummy_Pneumatik_4	=1FD3000/1.2:H	KHS-STANDARD
=1FD060+M1-1MM490	1	Dummy_universal	Dummy_Pneumatik_6	=1FD3000/1.2:G	KHS-STANDARD
=1FD060+M1-1MM500	1	Dummy_universal	Dummy_Pneumatik_6	=1FD3000/1.1:G	KHS-STANDARD
=1FD060+M1-1PG550	1	Dummy_universal	Dummy_universal	=1FD3000/1.1:G	KHS-STANDARD
=1FD060+M1-1QM560	1	Dummy_universal	Dummy_universal	=1FD3000/1.1:D	KHS-STANDARD
=1FD060+M1-1QM570	1	Dummy_universal	Dummy_universal	=1FD3000/1.2:D	KHS-STANDARD
=1FD060+M1-1QM580	1	Dummy_universal	Dummy_universal	=1FD3000/1.2:D	KHS-STANDARD
=1FD060+M1-1RM590	1	Dummy_universal	Dummy_universal	=1FD3000/1.2:G	KHS-STANDARD
=1FD060+M1-44T1	1	Analogausgabe Analogue output IO-Link Wandler Converter BNI IOL-722-000-K023	301262457226	=1FD060/44.1	Balluff
=1FD060+M1-48S1	1	Leuchtdrucktaster Illuminated push-button grün green 41-015R22-41537A	301999958747	=1FD060/48.1	RAFI

Schutzvermerk ISO 16016 beachten / Refer to protection notice ISO 16016.

Stückliste
Bill of materials

Benennung (BMK) Device Designation	Anzahl Number	Bezeichnung Designation	Material Nummer Material Number	Seite Page	Hersteller Manufacturer
=1FD070+M1-1AF22	1	Dummy_universal	Dummy_universal	=1FD3000/1.3:E	KHS-STANDARD
=1FD070+M1-1AF41	1	Dummy_universal	Dummy_universal	=1FD3000/1.3:E	KHS-STANDARD
=1FD070+M1-1BG30.1	1	Näherungsschalter Proximity switch IFT200 für Scheiben-Ventile	301262456720	=1FD3000/1.3:F	IFM electronic GmbH
=1FD070+M1-1BG50.2	1	Näherungsschalter Proximity switch induktiv inductive IFT203	301262456830	=1FD3000/1.4:F	IFM electronic GmbH
=1FD070+M1-1BG60.2	1	Näherungsschalter Proximity switch induktiv inductive IFT203	301262456830	=1FD3000/1.5:F	IFM electronic GmbH
=1FD070+M1-1BG70.1	1	Näherungsschalter Proximity switch IFT200 für Scheiben-Ventile	301262456720	=1FD3000/1.5:F	IFM electronic GmbH
=1FD070+M1-1BG110.1	1	Näherungsschalter Proximity switch	301262457130	=1FD3000/1.5:F	
=1FD070+M1-1BG320.1	1	Näherungsschalter Proximity switch IFT200 für Scheiben-Ventile	301262456720	=1FD3000/1.4:E	IFM electronic GmbH
=1FD070+M1-1BG340.2	1	Näherungsschalter Proximity switch induktiv inductive IFT203	301262456830	=1FD3000/1.4:F	IFM electronic GmbH
=1FD070+M1-1BG350.1	1	Näherungsschalter Proximity switch IFT200 für Scheiben-Ventile	301262456720	=1FD3000/1.5:E	IFM electronic GmbH
=1FD070+M1-1BG360.2	1	Näherungsschalter Proximity switch induktiv inductive IFT203	301262456830	=1FD3000/1.5:F	IFM electronic GmbH
=1FD070+M1-1BG370.1	1	Näherungsschalter Proximity switch IFT200 für Scheiben-Ventile	301262456720	=1FD3000/1.5:E	IFM electronic GmbH
=1FD070+M1-1BG720.1	1	Näherungsschalter Proximity switch IFT200 für Scheiben-Ventile	301262456720	=1FD3000/1.6:F	IFM electronic GmbH
=1FD070+M1-1BG730.2	1	Näherungsschalter Proximity switch induktiv inductive IFT203	301262456830	=1FD3000/1.5:G	IFM electronic GmbH
=1FD070+M1-1BG740.1	1	Näherungsschalter Proximity switch	301262457130	=1FD3000/1.6:G	
=1FD070+M1-1HQ40	1	Dummy_universal	Dummy_universal	=1FD3000/1.4:F	KHS-STANDARD
=1FD070+M1-1HQ330	1	Dummy_universal	Dummy_universal	=1FD3000/1.4:E	KHS-STANDARD
=1FD070+M1-1MM30	1	Dummy_universal	Dummy_Pneumatik_6	=1FD3000/1.3:F	KHS-STANDARD
=1FD070+M1-1MM50	1	Dummy_universal	Dummy_Pneumatik_6	=1FD3000/1.4:F	KHS-STANDARD
=1FD070+M1-1MM60	1	Dummy_universal	Dummy_Pneumatik_6	=1FD3000/1.5:F	KHS-STANDARD

Schutzvermerk ISO 16016 beachten / Refer to protection notice ISO 16016.

Stückliste
Bill of materials

Benennung (BMK) Device Designation	Anzahl Number	Bezeichnung Designation	Material Nummer Material Number	Seite Page	Hersteller Manufacturer
=1FD070+M1-1MM70	1	Dummy_universal	Dummy_Pneumatik_6	=1FD3000/1.5:F	KHS-STANDARD
=1FD070+M1-1MM110	1	Dummy_universal	Dummy_Pneumatik_6	=1FD3000/1.5:F	KHS-STANDARD
=1FD070+M1-1MM320	1	Dummy_universal	Dummy_Pneumatik_6	=1FD3000/1.4:E	KHS-STANDARD
=1FD070+M1-1MM340	1	Dummy_universal	Dummy_Pneumatik_6	=1FD3000/1.4:F	KHS-STANDARD
=1FD070+M1-1MM350	1	Dummy_universal	Dummy_Pneumatik_6	=1FD3000/1.5:E	KHS-STANDARD
=1FD070+M1-1MM360	1	Dummy_universal	Dummy_Pneumatik_6	=1FD3000/1.5:F	KHS-STANDARD
=1FD070+M1-1MM370	1	Dummy_universal	Dummy_Pneumatik_6	=1FD3000/1.5:F	KHS-STANDARD
=1FD070+M1-1MM710	1	Dummy_universal	Dummy_Pneumatik_4	=1FD3000/1.6:F	KHS-STANDARD
=1FD070+M1-1MM720	1	Dummy_universal	Dummy_Pneumatik_6	=1FD3000/1.6:F	KHS-STANDARD
=1FD070+M1-1MM730	1	Dummy_universal	Dummy_Pneumatik_6	=1FD3000/1.5:G	KHS-STANDARD
=1FD070+M1-1MM740	1	Dummy_universal	Dummy_Pneumatik_6	=1FD3000/1.6:G	KHS-STANDARD
=1FD070+M1-1QM09	1	Dummy_universal	Dummy_universal	=1FD3000/1.10:G	KHS-STANDARD
=1FD070+M1-1QM10	1	Dummy_universal	Dummy_universal	=1FD3000/1.3:E	KHS-STANDARD
=1FD070+M1-1QM300	1	Dummy_universal	Dummy_universal	=1FD3000/1.3:E	KHS-STANDARD
=1FD070+M1-1RM20	1	Dummy_universal	Dummy_universal	=1FD3000/1.3:F	KHS-STANDARD
=1FD070+M1-1RM310	1	Dummy_universal	Dummy_universal	=1FD3000/1.3:E	KHS-STANDARD
=1FD070+M1-1RP731	1	Dummy_universal	Dummy_universal	=1FD3000/1.5:G	KHS-STANDARD
=1FD070+M1-1RP840	1	Dummy_universal	Dummy_universal	=1FD3000/1.5:G	KHS-STANDARD
=1FD070+M1-1RP850	1	Dummy_universal	Dummy_universal	=1FD3000/1.5:F	KHS-STANDARD
=1FD070+M1-44T1	1	Analogausgabe Analogue output IO-Link — Wandler Converter BNI IOL-722-000-K023	301262457226	=1FD070/44.1	Balluff

Schutzvermerk ISO 16016 beachten / Refer to protection notice ISO 16016.

Stückliste
Bill of materials

Benennung (BMK) Device Designation	Anzahl Number	Bezeichnung Designation	Material Nummer Material Number	Seite Page	Hersteller Manufacturer
=1FD078+M1-1BF80	1	Durchflussmesser Flow meter Promass F 100 DN25 8F1B25-AADRAAQSAKCSA+D9Z1	301212410064	=1FD3000/1.10:D	Endress und Hauser
=1FD078+M1-1MM40	1	Dummy_universal	Dummy_Pneumatik_6	=1FD3000/1.10:E	KHS-STANDARD
=1FD078+M1-1MM70	1	Dummy_universal	Dummy_Pneumatik_6	=1FD3000/1.10:F	KHS-STANDARD
=1FD078+M1-1PG30	1	Dummy_universal	Dummy_universal	=1FD3000/1.10:E	KHS-STANDARD
=1FD078+M1-1PG60	1	Dummy_universal	Dummy_universal	=1FD3000/1.10:F	KHS-STANDARD
=1FD078+M1-1RM10	1	Dummy_universal	Dummy_universal	=1FD3000/1.9:E	KHS-STANDARD
=1FD078+M1-1RN20	1	Dummy_universal	Dummy_universal	=1FD3000/1.9:E	KHS-STANDARD
=1FD078+M1-1RN50	1	Dummy_universal	Dummy_universal	=1FD3000/1.9:F	KHS-STANDARD
=1FD078+M1-1BF80-P	1	Dummy	dummy1	=1FD000/81.4	KHS-STANDARD
=1FD083+M1-1AF01	1	Dummy_universal	Dummy_universal	=1FD3000/1.11:B	KHS-STANDARD
=1FD083+M1-1BG50.1	1	Näherungsschalter Proximity switch	301262457130	=1FD3000/1.11:C	
=1FD083+M1-1BG70.1	1	Näherungsschalter Proximity switch	301262457130	=1FD3000/1.11:C	
=1FD083+M1-1BG80.1	1	Näherungsschalter Proximity switch	301262457130	=1FD3000/1.11:D	
=1FD083+M1-1BG150.1	1	Näherungsschalter Proximity switch	301262457130	=1FD3000/1.11:E	
=1FD083+M1-1BT60	1	Temperatursensor Temperature sensor IO-Link 902915/10-3701013231537924/452	301216400014	=1FD3000/1.11:D	Jumo
=1FD083+M1-1MM20	1	Dummy_universal	Dummy_Pneumatik_6	=1FD3000/1.11:B	KHS-STANDARD
=1FD083+M1-1MM50	1	Dummy_universal	Dummy_Pneumatik_6	=1FD3000/1.11:C	KHS-STANDARD
=1FD083+M1-1MM70	1	Dummy_universal	Dummy_Pneumatik_6	=1FD3000/1.11:C	KHS-STANDARD
=1FD083+M1-1MM80	1	Dummy_universal	Dummy_Pneumatik_6	=1FD3000/1.11:D	KHS-STANDARD
=1FD083+M1-1MM90	1	Dummy_universal	Dummy_Pneumatik_6	=1FD3000/1.11:D	KHS-STANDARD

Schutzvermerk ISO 16016 beachten / Refer to protection notice ISO 16016.

Stückliste
Bill of materials

Benennung (BMK) Device Designation	Anzahl Number	Bezeichnung Designation	Material Nummer Material Number	Seite Page	Hersteller Manufacturer
=1FD083+M1-1MM150	1	Dummy_universal	Dummy_Pneumatik_6	=1FD3000/1.11:E	KHS-STANDARD
=1FD083+M1-1MM160	1	Dummy_universal	Dummy_Pneumatik_6	=1FD3000/1.10:D	KHS-STANDARD
=1FD083+M1-1QM10	1	Dummy_universal	Dummy_universal	=1FD3000/1.11:B	KHS-STANDARD
=1FD085+M1-1MM10	1	Dummy_universal	Dummy_Pneumatik_6	=1FD3000/1.11:G	KHS-STANDARD
=1FD085+M1-1MM40	1	Dummy_universal	Dummy_universal	=1FD3000/1.11:G	KHS-STANDARD
=1FD085+M1-1QM20	1	Dummy_universal	Dummy_universal	=1FD3000/1.11:F	KHS-STANDARD
=1FD085+M1-1QM50	1	Dummy_universal	Dummy_universal	=1FD3000/1.11:G	KHS-STANDARD
=1FD085+M1-1QM60	1	Dummy_universal	Dummy_universal	=1FD3000/1.11:F	KHS-STANDARD
=1FD090+M1-1MM50	1	Dummy_universal	Dummy_Pneumatik_6	=1FD3000/1.9:G	KHS-STANDARD
=1FD090+M1-1QM60	1	Dummy_universal	Dummy_universal	=1FD3000/1.9:F	KHS-STANDARD
=1FD3000+PROCESS-1BG09.1	1	Dummy_universal	Dummy_universal	=1FD3000/31.5:B	KHS-STANDARD
=1FD3000+PROCESS-1BG09.2	1	Dummy_universal	Dummy_universal	=1FD3000/31.5:B	KHS-STANDARD
=1FD3000+PROCESS-1BQ71	1	Dummy_universal	Dummy_universal	=1FD3000/31.2:B	KHS-STANDARD
=1FD3000+PROCESS-1MM09	1	Dummy_universal	Dummy_universal	=1FD3000/31.5:B	KHS-STANDARD
=1FD3000+PROCESS-1PG06	1	Dummy_universal	Dummy_universal	=1FD3000/31.1:B	KHS-STANDARD

Schutzvermerk ISO 16016 beachten / Refer to protection notice ISO 16016.

Druckluft DN25

Modul 1
Module 1

-1QM10

1
2
3

Modul 2
Module 2

-1PG30

-1HQ40

-1RN20

6 - 10 bar

Modul 3
Module 3

Modul 4
Module 4

Modul 5
Module 5

-1PG80

-1RN70

6 bar

-P8.2 / 2.0

Modul 7
Module 7

P

=1FD060
-1BP60
=1FD060/46.1

-X20

-P6.1
20.0

Schutzvermerk ISO 16016 beachten / Refer to protection notice ISO 16016.

0		1		2	3	4	5	6	7	8	9	
Erstellungsdatum Date of creation	03.03.2021	Änderungsdatum Modification date	25.06.2021	Kunde Customer Indianapolis Blue Marble USA		KHS	Pneumatikblech		Auftragsnummer Order Number K-89407962-000100	Vorherige Seite Previous page =1FD1100/40	Folgeblatt Next Sheet	2
Name Name		Name Name	schoeffel						Maschine Machine Innofill Can C	=1FD2000	+M1	Blatt Sheet 1
		Prüfung Check										

Sicherheit 3: "Not-Aus" Farbe: blau
Sicherheit 4.1: "Verkleidung" Farbe: rot
Sicherheit 5.1: "Verkleidung Dosenverschließer 1" Farbe: rot
Safety 3: "Emergency stop" Colour:
blue Safety 4.1: "Casing" Colour: red Safety
5.1: "Casing Can Seamer 1" Colour: red

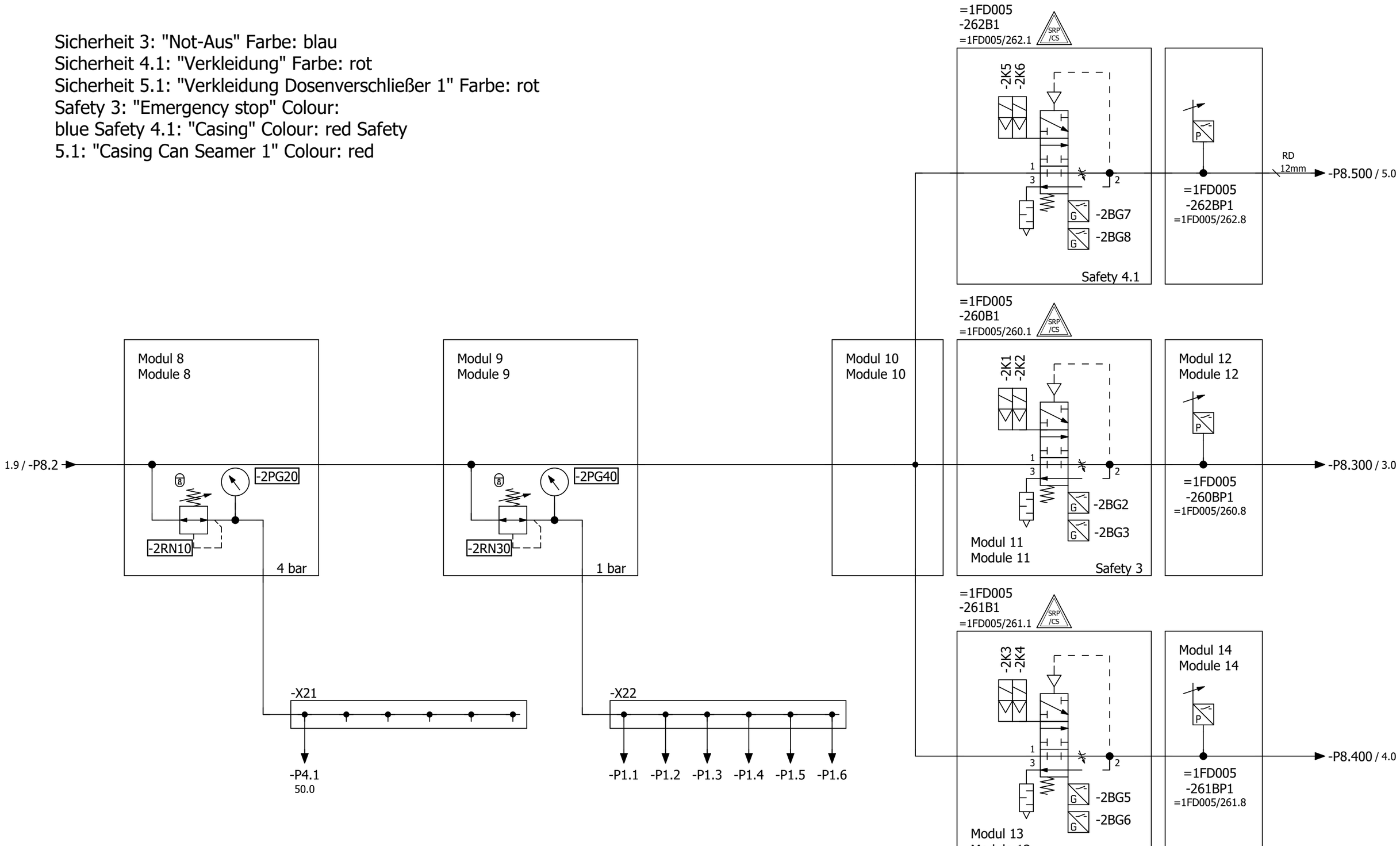

0		1		2	3	4	5	6	7	8	9	
Erstellungsdatum Date of creation	03.03.2021	Änderungsdatum Modification date	25.06.2021	Kunde Customer Indianapolis Blue Marble USA		KHS	Pneumatikblech		Auftragsnummer Order Number K-89407962-000100	Vorherige Seite Previous page 1	Folgeblatt Next Sheet 3	
Name Name		Name Name	schoeffel						Maschine Machine Innofill Can C	=1FD2000	+M1	Blatt Sheet 2
		Prüfung Check										

Schutzvermerk ISO 16016 beachten / Refer to protection notice ISO 16016.

Sicherheit 3: "Not-Aus"
Farbe: blau
Safety 3: "Emergency stop"
Colour: blue

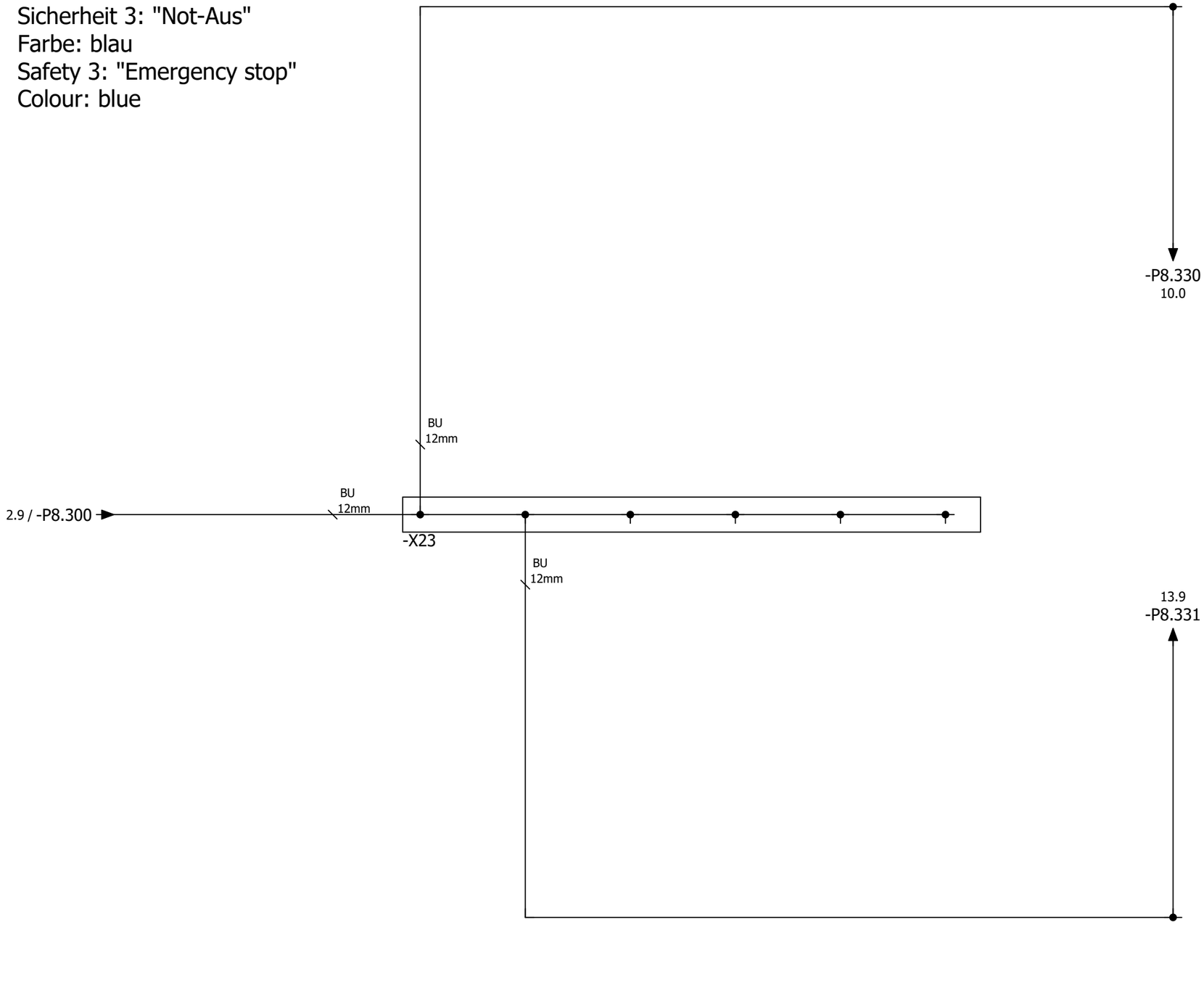

Schutzvermerk ISO 16016 beachten / Refer to protection notice ISO 16016.

0		1		2	3	4	5	6	7	8	9	
Erstellungsdatum Date of creation	03.03.2021	Änderungsdatum Modification date	25.06.2021	Kunde Customer Indianapolis Blue Marble USA		KHS	Pneumatikblech		Auftragsnummer Order Number K-89407962-000100	Vorherige Seite Previous page 2	Folgeblatt Next Sheet 4	
Name Name		Name Name	schoeffel									
		Prüfung Check							Maschine Machine Innofill Can C	=1FD2000	+M1	Blatt Sheet 3

Sicherheit 4.1: "Verkleidung"
Farbe: rot
Safety 4.1: "Casing" Colour:
red

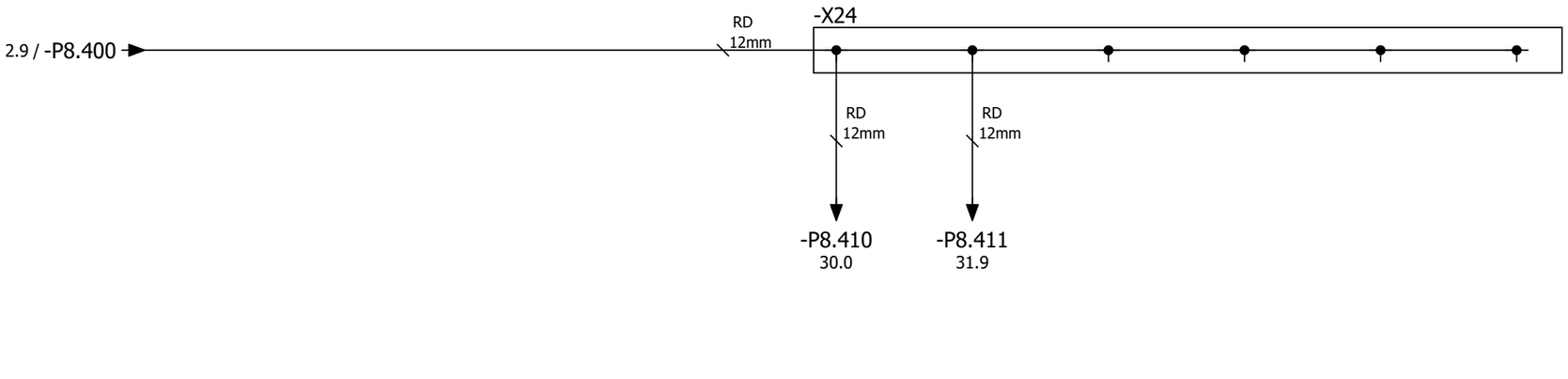

Schutzvermerk ISO 16016 beachten / Refer to protection notice ISO 16016.

0		1		2	3	4	5	6	7	8	9	
Erstellungsdatum Date of creation	03.03.2021	Änderungsdatum Modification date	25.06.2021	Kunde Customer Indianapolis Blue Marble USA		KHS	Pneumatikblech		Auftragsnummer Order Number K-89407962-000100	Vorherige Seite Previous page 3	Folgeblatt Next Sheet 5	
Name Name		Name Name	schoeffel						Maschine Machine Innofill Can C	=1FD2000	+M1	Blatt Sheet 4
		Prüfung Check										

Sicherheit 5.1: "Verkleidung Dosenverschließer"
Farbe: rot
Safety 5.1: "Casing Can Seamer" Colour: red

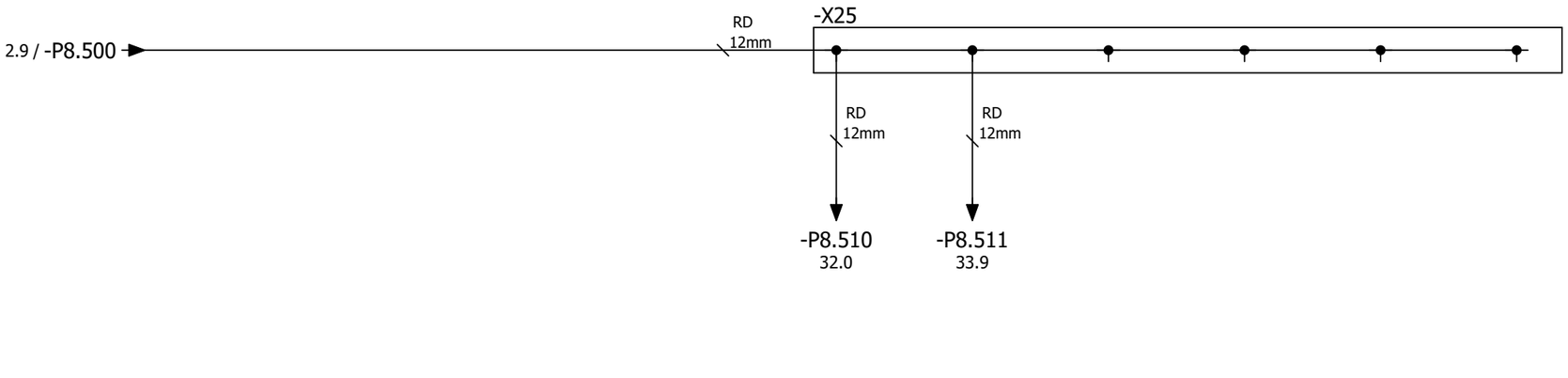

Schutzvermerk ISO 16016 beachten / Refer to protection notice ISO 16016.

0		1		2	3	4	5	6	7	8	9	
Erstellungsdatum Date of creation	23.03.2021	Änderungsdatum Modification date	25.06.2021	Kunde Customer Indianapolis Blue Marble USA		KHS	Pneumatikblech		Auftragsnummer Order Number K-89407962-000100	Vorherige Seite Previous page 4	Folgeblatt Next Sheet 10	
Name Name		Name Name	schoeffel						Maschine Machine Innofill Can C	=1FD2000	+M1	Blatt Sheet 5
		Prüfung Check										

=1FD060-1MM400
=1FD3000/1.7:H
6,0 bar
NC
=1FD060
-1MM400
BU
6mm

=1FD060-1MM410
=1FD3000/1.6:H
6,0 bar
NC
=1FD060
-1MM410
BU
6mm

=1FD051-1MM40
=1FD3000/1.7:C
6,0 bar
NC
=1FD051
-1MM40
BU
6mm

=1FD070-1MM60
=1FD3000/1.5:F
6,0 bar
NC
=1FD070
-1MM60
BU
6mm

=1FD070-1MM70
=1FD3000/1.5:F
6,0 bar
NC
=1FD070
-1MM70
BU
6mm

=1FD070-1MM350
=1FD3000/1.5:E
6,0 bar
NC
=1FD070
-1MM350
BU
6mm

-70K1

=1FD003/70.2
-1K1.1

=1FD003/70.2
-1K1.2

=1FD003/70.3
-1K1.3

=1FD003/70.4
-1K1.4

3.6 / P8.330

82-84 / 11.0
12-14 / 11.0
5 / 11.0
+M1-3 / 11.0
P8.330 / 11.0

=1FD060
-21K400
=1FD060/21.4

=1FD060
-21K410
=1FD060/21.5

=1FD051
-21K40
=1FD051/61.1

=1FD070
-20K60
=1FD070/20.3

=1FD070
-20K70
=1FD070/20.4

=1FD070
-21K350
=1FD070/21.3

Schutzvermerk ISO 16016 beachten / Refer to protection notice ISO 16016.

0		1		2	3	4	5	6	7	8	9	
Erstellungsdatum Date of creation	03.03.2021	Änderungsdatum Modification date	23.03.2021	Kunde Customer Indianapolis Blue Marble USA		KHS	Ventilinsel (blau-70K1) Valve terminal (blue-70K1)		Auftragsnummer Order Number K-89407962-000100	Vorherige Seite Previous page 5	Folgeblatt Next Sheet 11	
Name Name		Name Name	schoeffel						Maschine Machine Innofill Can C	=1FD2000	+M1	Blatt Sheet 10
		Prüfung Check										

=1FD070-1MM360
=1FD3000/1.5:F
6,0 bar
NC
1
=1FD070
-1MM360
BU
6mm

=1FD070-1MM370
=1FD3000/1.5:F
6,0 bar
NC
1
=1FD070
-1MM370
BU
6mm

=1FD070-1MM720
=1FD3000/1.6:F
6,0 bar
NC
1
=1FD070
-1MM720
BU
6mm

=1FD070-1MM730
=1FD3000/1.5:G
6,0 bar
NC
1
=1FD070
-1MM730
BU
6mm

-70K1

=1FD003/70.5
-1K1.5
=1FD003/70.6
-1K1.6
=1FD003/70.6
-1K1.7
=1FD003/70.7
-1K1.8

10.9 / 82-84
10.9 / 12-14
10.9 / 5
10.9 / +M1-3
10.9 / P8.330

P8.330 / 12.0

=1FD070
-21K360
=1FD070/21.4

=1FD070
-21K370
=1FD070/21.5

=1FD070
-22K720
=1FD070/22.3

=1FD070
-22K730
=1FD070/22.4

Schutzvermerk ISO 16016 beachten / Refer to protection notice ISO 16016.

0		1		2	3	4	5	6	7	8	9	
Erstellungsdatum Date of creation	03.03.2021	Änderungsdatum Modification date	19.03.2021	Kunde Customer Indianapolis Blue Marble USA		KHS	Ventilinsel (blau-70K1) Valve terminal (blue-70K1)		Auftragsnummer Order Number K-89407962-000100	Vorherige Seite Previous page 10	Folgeblatt Next Sheet 12	
Name Name		Name Name	schoeffel						Maschine Machine Innofill Can C	=1FD2000	+M1	Blatt Sheet 11
		Prüfung Check										

=1FD060-1MM290
=1FD3000/1.3:H
1
6,0 bar
NC
=1FD060
-1MM290
BU
6mm

=1FD060-1MM300
=1FD3000/1.4:H
1
6,0 bar
NC
=1FD060
-1MM300
BU
6mm

=1FD060-1MM310
=1FD3000/1.4:H
1
6,0 bar
NC
=1FD060
-1MM310
BU
6mm

=1FD060-1MM330
=1FD3000/1.4:H
1
6,0 bar
NC
=1FD060
-1MM330
BU
6mm

=1FD060-1MM340
=1FD3000/1.4:H
1
6,0 bar
NC
=1FD060
-1MM340
BU
6mm

=1FD060-1MM350
=1FD3000/1.5:H
1
6,0 bar
NC
=1FD060
-1MM350
BU
6mm

=1FD060-1MM490
=1FD3000/1.2:G
1
6,0 bar
NC
=1FD060
-1MM490
BU
6mm

-71K1

=1FD003/71.2
-1K1.1
4
2
82/84
12/14
5
3
1
82/84
12/14
5
3
1

=1FD003/71.2
-1K1.2
4
2
82/84
12/14
5
3
1
82/84
12/14
5
3
1

=1FD003/71.3
-1K1.3
4
2
82/84
12/14
5
3
1
82/84
12/14
5
3
1

=1FD003/71.4
-1K1.4
4
2
82/84
12/14
5
3
1
82/84
12/14
5
3
1

11.9 / P8.330

82-84 / 13.0
12-14 / 13.0
5 / 13.0
+M1-3 / 13.0
P8.330 / 13.0

=1FD060
-20K290
=1FD060/20.2

=1FD060
-20K300
=1FD060/20.3

=1FD060
-20K310
=1FD060/20.4

=1FD060
-20K330
=1FD060/20.5

=1FD060
-20K340
=1FD060/20.6

=1FD060
-20K350
=1FD060/20.7

=1FD060
-22K490
=1FD060/22.3

Schutzvermerk ISO 16016 beachten / Refer to protection notice ISO 16016.

0		1		2	3	4	5	6	7	8	9	
Erstellungsdatum Date of creation	03.03.2021	Änderungsdatum Modification date	23.03.2021	Kunde Customer Indianapolis Blue Marble USA		KHS	Ventilinsel (blau-71K1) Valve terminal (blue-71K1)		Auftragsnummer Order Number K-89407962-000100	Vorherige Seite Previous page 11	Folgeblatt Next Sheet 13	
Name Name		Name Name	schoeffel						Maschine Machine Innofill Can C	=1FD2000	+M1	Blatt Sheet 12
		Prüfung Check										

=1FD060-1MM500
=1FD3000/1.1:G

=1FD070-1MM30
=1FD3000/1.3:F

=1FD070-1MM50
=1FD3000/1.4:F

=1FD070-1MM320
=1FD3000/1.4:E

=1FD070-1MM340
=1FD3000/1.4:F

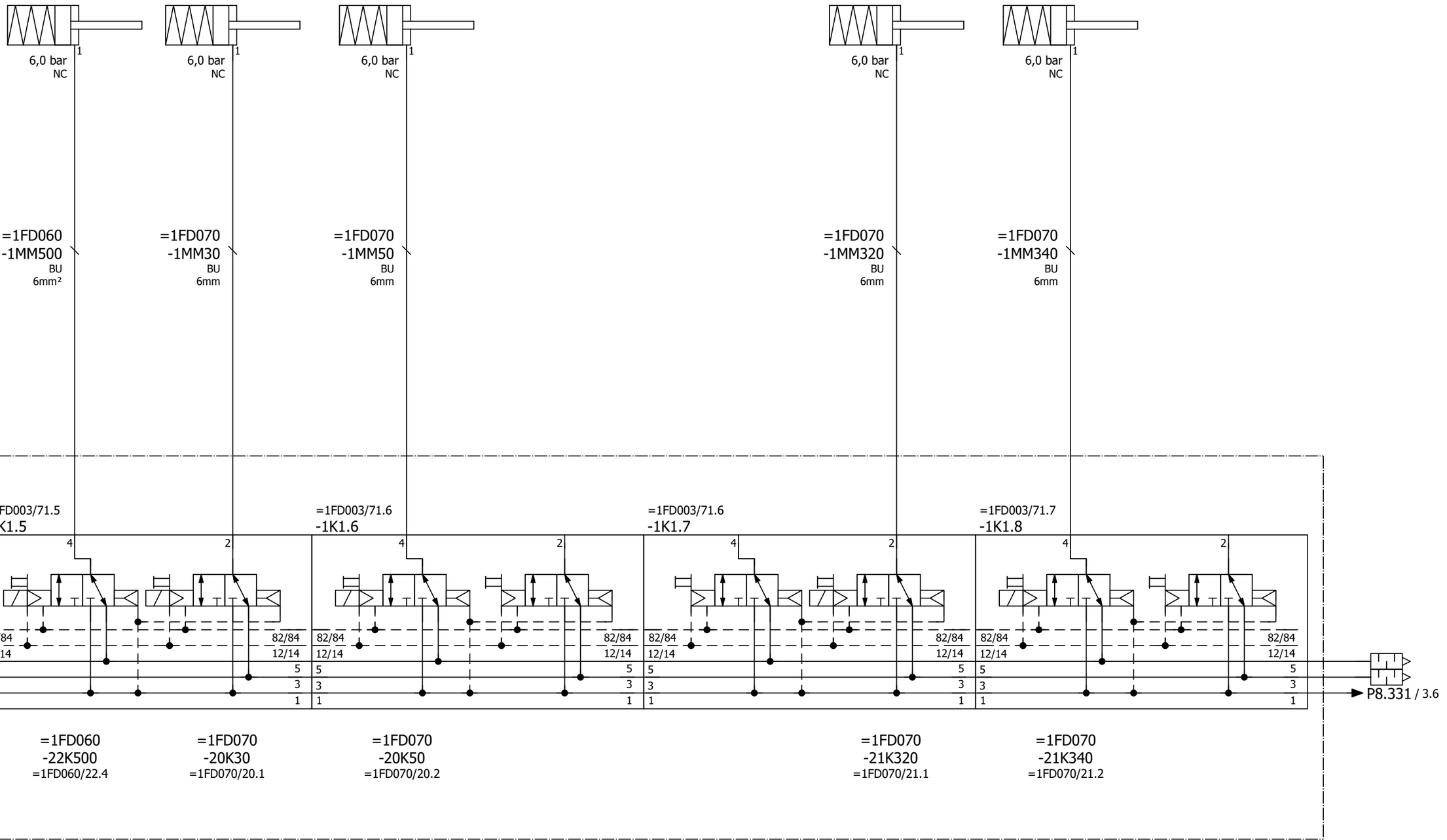

Schutzvermerk ISO 16016 beachten / Refer to protection notice ISO 16016.

0		1		2	3	4	5	6	7	8	9	
Erstellungsdatum Date of creation	03.03.2021	Änderungsdatum Modification date	19.03.2021	Kunde Customer Indianapolis Blue Marble USA		KHS	Ventilinsel (blau-71K1) Valve terminal (blue-71K1)		Auftragsnummer Order Number K-89407962-000100	Vorherige Seite Previous page 12	Folgeblatt Next Sheet 20	
Name Name		Name Name	schoeffel						Maschine Machine Innofill Can C	=1FD2000	+M1	Blatt Sheet 13
		Prüfung Check										

Dosensperre
öffnen
Can block
open

Dosensperre
schließen
Can block
close

1MM40
Unterdeckelbegasung
1MM40
Undercover gassing

1MM70
Bubble Braker

1MM39
Sicherheitsventil
1MM39
Relief valve

1MM139
Vorspannen
Sicherheitsventil
1MM139
Pre-Pressurise
Relief valve

=1FD018-23K1
=1FD018/1.1

=1FD018-23K2
=1FD018/1.2

=1FD078-1MM40
=1FD3000/1.10:E

=1FD078-1MM70
=1FD3000/1.10:F

=1FD051-1MM39
=1FD3000/1.7:C

=1FD051-1MM139

1

6,0 bar
NC

NC

=1FD018
-23K1
BK
6mm

=1FD018
-23K2
BK
6mm

=1FD087
-1K40
BK
6mm

=1FD078
-1K70
BK
6mm

=1FD051
-1MM39
BK
6mm

=1FD051
-1MM139
BK
6mm

-75K1

=1FD003/75.2
-1K1.1

=1FD003/75.2
-1K1.2

=1FD003/75.3
-1K1.3

=1FD003/75.4
-1K1.4

4 2

82/84 82/84
12/14 12/14
5 5
3 3
1 1

1.8 / P6.1

82-84 / 21.0
12-14 / 21.0
5 / 21.0
+M1-3 / 21.0
P6.1 / 21.0

=1FD018
-23K1
=1FD018/1.1

=1FD018
-23K2
=1FD018/1.2

=1FD078
-1K40
=1FD078/1.1

=1FD078
-1K70
=1FD078/1.3

=1FD051
-62K39
=1FD051/62.1

=1FD051
-62K139
=1FD051/62.3

Schutzvermerk ISO 16016 beachten / Refer to protection notice ISO 16016.

0		1		2	3	4	5	6	7	8	9	
Erstellungsdatum Date of creation	03.03.2021	Änderungsdatum Modification date	23.03.2021	Kunde Customer Indianapolis Blue Marble USA		KHS	Ventilinsel (schwarz-75K1) Valve terminal (black-75K1)		Auftragsnummer Order Number K-89407962-000100	Vorherige Seite Previous page 13	Folgeblatt Next Sheet 21	
Name Name		Name Name	schoeffel						Maschine Machine Innofill Can C	=1FD2000	+M1	Blatt Sheet 20
		Prüfung Check										

=1FD085-1MM10
=1FD3000/1.11:G
6,0 bar
NC
=1FD085
-1MM10
BK
6mm

=1FD085-1MM40
=1FD3000/1.11:G
NC
=1FD085
-1MM40
BK
6mm

=1FD083-1MM20
=1FD3000/1.11:B
6,0 bar
NC
=1FD083
-1MM20
BK
6mm

=1FD090-1MM50
=1FD3000/1.9:G
6,0 bar
NC
=1FD090
-1MM50
BK
6mm

=1FD083-1MM90
=1FD3000/1.11:D
6,0 bar
NC
=1FD083
-1MM90
BK
6mm

=1FD083-1MM160
=1FD3000/1.10:D
6,0 bar
NC
=1FD083
-1MM160
BK
6mm

=1FD060-1MM455
=1FD3000/1.4:G
6,0 bar
NC
=1FD060
-1MM455
BK
6mm

-75K1

=1FD003/75.5
-1K1.5
=1FD085
-1K10
=1FD085/1.1

=1FD003/75.6
-1K1.6
=1FD085
-1K40
=1FD085/1.2

=1FD003/75.6
-1K1.7
=1FD083
-10K20
=1FD083/10.1

=1FD003/75.6
-1K1.7
=1FD090
-1K50
=1FD090/1.2

=1FD003/75.7
-1K1.8
=1FD083
-10K90
=1FD083/10.6

=1FD003/75.7
-1K1.8
=1FD083
-11K160
=1FD083/11.5

=1FD003/75.7
-1K1.8
=1FD060
-22K455
=1FD060/22.2

20.9 / 82-84
20.9 / 12-14
20.9 / 5
20.9 / +M1-3
20.9 / P6.1

Schutzvermerk ISO 16016 beachten / Refer to protection notice ISO 16016.

0		1		2	3	4	5	6	7	8	9	
Erstellungsdatum Date of creation	03.03.2021	Änderungsdatum Modification date	23.03.2021	Kunde Customer Indianapolis Blue Marble USA		KHS	Ventilinsel (schwarz-75K1) Valve terminal (black-75K1)		Auftragsnummer Order Number K-89407962-000100	Vorherige Seite Previous page 20	Folgeblatt Next Sheet 30	
Name Name	T. Braun	Name Name	schoeffel						Maschine Machine Innofill Can C	=1FD2000	+M1	Blatt Sheet 21
Version Version	14	Prüfung Check										

=1FD060-1MM370
=1FD3000/1.5:H
6,0 bar
NC
=1FD060
-1MM370
RD
6mm

=1FD060-1MM380
=1FD3000/1.5:H
6,0 bar
NC
=1FD060
-1MM380
RD
6mm

=1FD060-1MM390
=1FD3000/1.5:H
6,0 bar
NC
=1FD060
-1MM390
RD
6mm

=1FD060-1MM450
=1FD3000/1.5:G
6,0 bar
NC
=1FD060
-1MM540
RD
6mm

=1FD070-1MM740
=1FD3000/1.6:G
6,0 bar
NC
=1FD070
-1MM740
RD
6mm

-74K1

=1FD003/74.2
-1K1.1

=1FD003/74.2
-1K1.2

=1FD003/74.3
-1K1.3

=1FD003/74.4
-1K1.4

4.3 / P8.410

82-84 / 31.0
12-14 / 31.0
5 / 31.0
+M1-3 / 31.0
P8.410 / 31.0

=1FD060
-21K370
=1FD060/21.1

=1FD060
-21K380
=1FD060/21.2

=1FD060
-21K390
=1FD060/21.3

=1FD060
-22K450
=1FD060/22.1

=1FD070
-22K740
=1FD070/22.5

Schutzvermerk ISO 16016 beachten / Refer to protection notice ISO 16016.

0		1		2	3	4	5	6	7	8	9	
Erstellungsdatum Date of creation	03.03.2021	Änderungsdatum Modification date	19.03.2021	Kunde Customer Indianapolis		KHS	Ventilinsel (rot-74K1) Valve terminal (red-74K1)		Auftragsnummer Order Number K-89407962-000100	Vorherige Seite Previous page 21	Folgeblatt Next Sheet 31	
Name Name		Name Name	schoeffel	Blue Marble					Maschine Machine Innofill Can C	=1FD2000	+M1	Blatt Sheet 30
		Prüfung Check		USA								

=1FD083-1MM50
=1FD3000/1.11:C

6,0 bar
NC

=1FD083
-1MM50
RD
6mm

-74K1

=1FD003/74.5
-1K1.5

=1FD003/74.6
-1K1.6

=1FD003/74.6
-1K1.7

=1FD003/74.7
-1K1.8

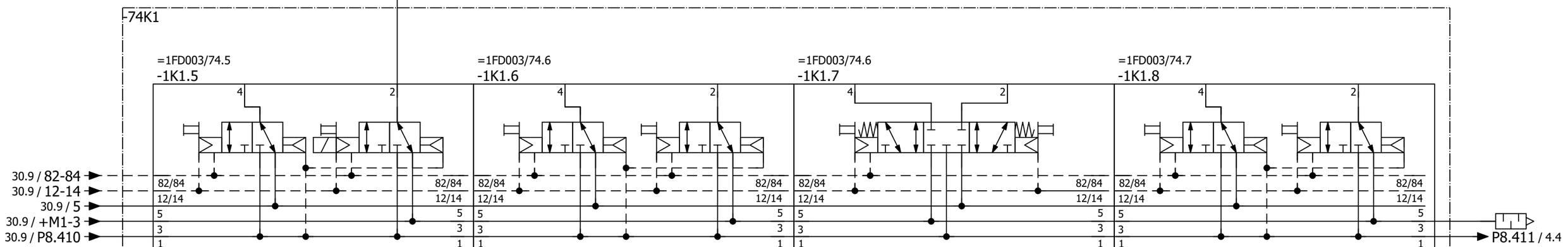

=1FD083
-10K50
=1FD083/10.3

Schutzvermerk ISO 16016 beachten / Refer to protection notice ISO 16016.

0		1		2	3	4	5	6	7	8	9	
Erstellungsdatum Date of creation	03.03.2021	Änderungsdatum Modification date	23.03.2021	Kunde Customer Indianapolis Blue Marble USA		KHS	Ventilinsel (rot-74K1) Valve terminal (red-74K1)		Auftragsnummer Order Number K-89407962-000100	Vorherige Seite Previous page 30	Folgeblatt Next Sheet 32	
Name Name	T. Braun	Name Name	schoeffel						Maschine Machine Innofill Can C	=1FD2000	+M1	Blatt Sheet 31
Version Version	14	Prüfung Check										

=1FD070-1MM110
=1FD3000/1.5:F

=1FD083-1MM70
=1FD3000/1.11:C

=1FD083-1MM80
=1FD3000/1.11:D

=1FD083-1MM150
=1FD3000/1.11:E

6,0 bar
NC

=1FD070
-1MM110
BK
6mm

=1FD083
-1MM70
BK
6mm

=1FD083
-1MM80
BK
6mm

=1FD083
-1MM150
BK
6mm

-77K1

=1FD003/77.2
-1K1.1

=1FD003/77.2
-1K1.2

=1FD003/77.3
-1K1.3

=1FD003/77.4
-1K1.4

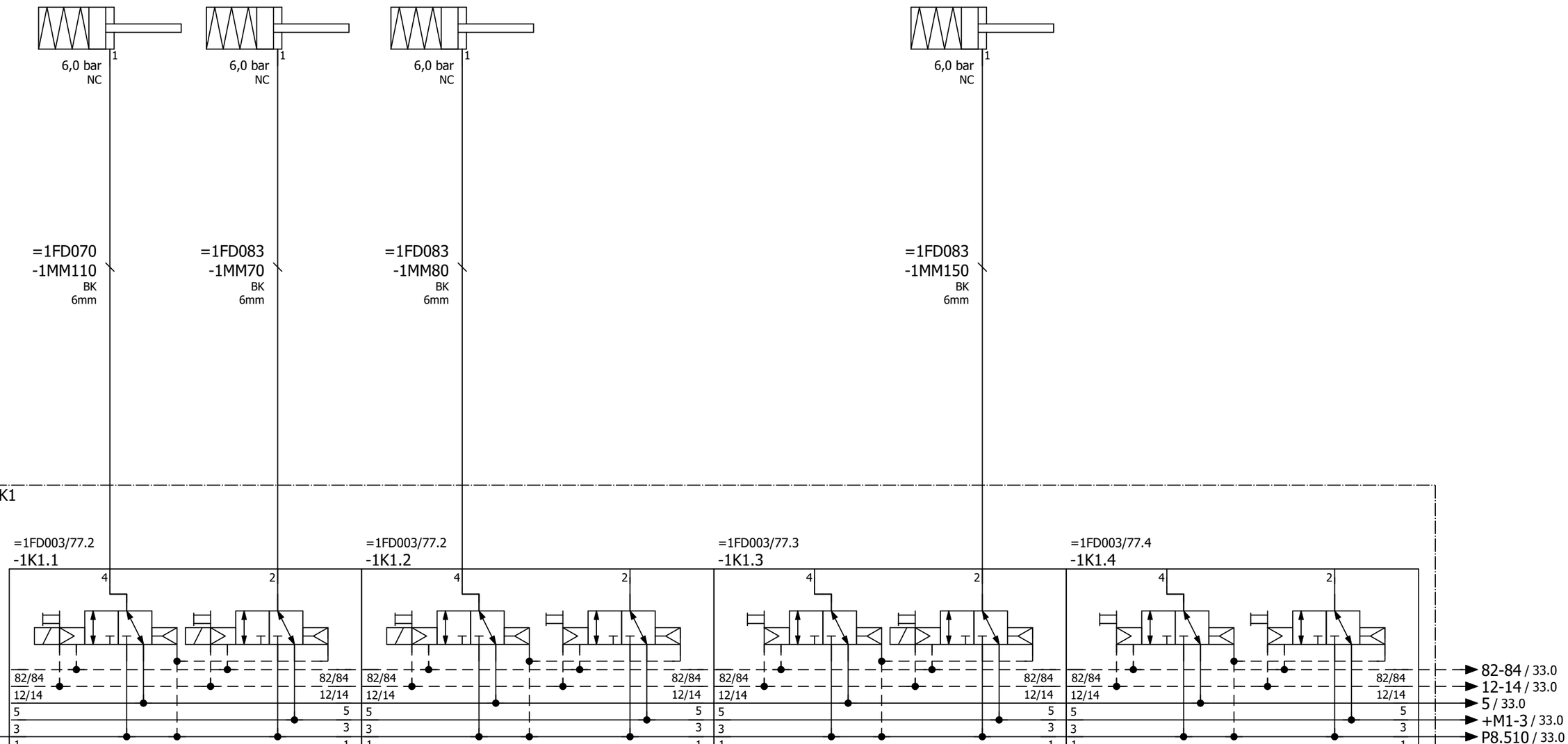

5.3 / P8.510

82-84 / 33.0
12-14 / 33.0
5 / 33.0
+M1-3 / 33.0
P8.510 / 33.0

=1FD070
-20K110
=1FD070/20.6

=1FD083
-10K70
=1FD083/10.4

=1FD083
-10K80
=1FD083/10.5

=1FD083
-11K150
=1FD083/11.4

Schutzvermerk ISO 16016 beachten / Refer to protection notice ISO 16016.

0		1		2	3	4	5	6	7	8	9	
Erstellungsdatum Date of creation	22.03.2021	Änderungsdatum Modification date	25.06.2021	Kunde Customer Indianapolis Blue Marble USA	KHS	Ventilinsel (schwarz-77K1) Valve terminal (black-77K1)	Auftragsnummer Order Number K-89407962-000100		Vorherige Seite Previous page 31	Folgeblatt Next Sheet 33		
Name Name	T. Braun	Name Name	schoeffel				Maschine Machine Innofill Can C	=1FD2000	+M1	Blatt Sheet 32		
Version Version	14	Prüfung Check										

-77K1

=1FD003/77.5
-1K1.5

=1FD003/77.6
-1K1.6

=1FD003/77.6
-1K1.7

=1FD003/77.7
-1K1.8

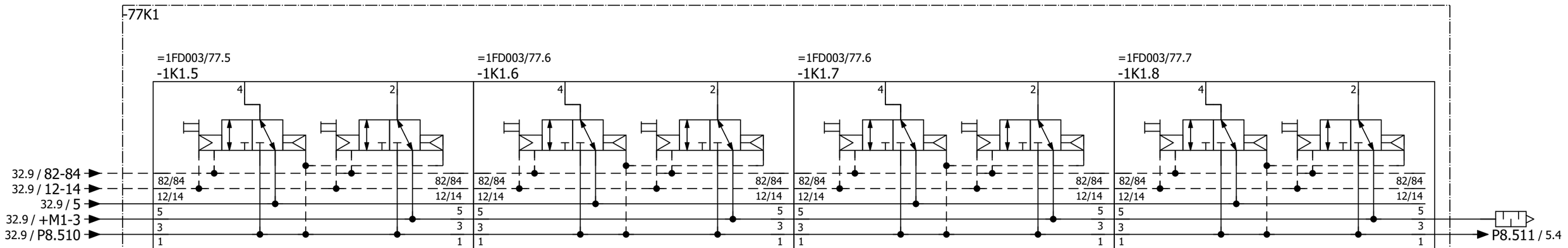

Schutzvermerk ISO 16016 beachten / Refer to protection notice ISO 16016.

0		1		2	3	4	5	6	7	8	9	
Erstellungsdatum Date of creation	22.03.2021	Änderungsdatum Modification date	25.06.2021	Kunde Customer Indianapolis Blue Marble USA		KHS	Ventilinsel (schwarz-77K1) Valve terminal (black-77K1)		Auftragsnummer Order Number K-89407962-000100	Vorherige Seite Previous page 32	Folgeblatt Next Sheet 50	
Name Name	T. Braun	Name Name	schoeffel						Maschine Machine Innofill Can C	=1FD2000	+M1	Blatt Sheet 33
Version Version	14	Prüfung Check										

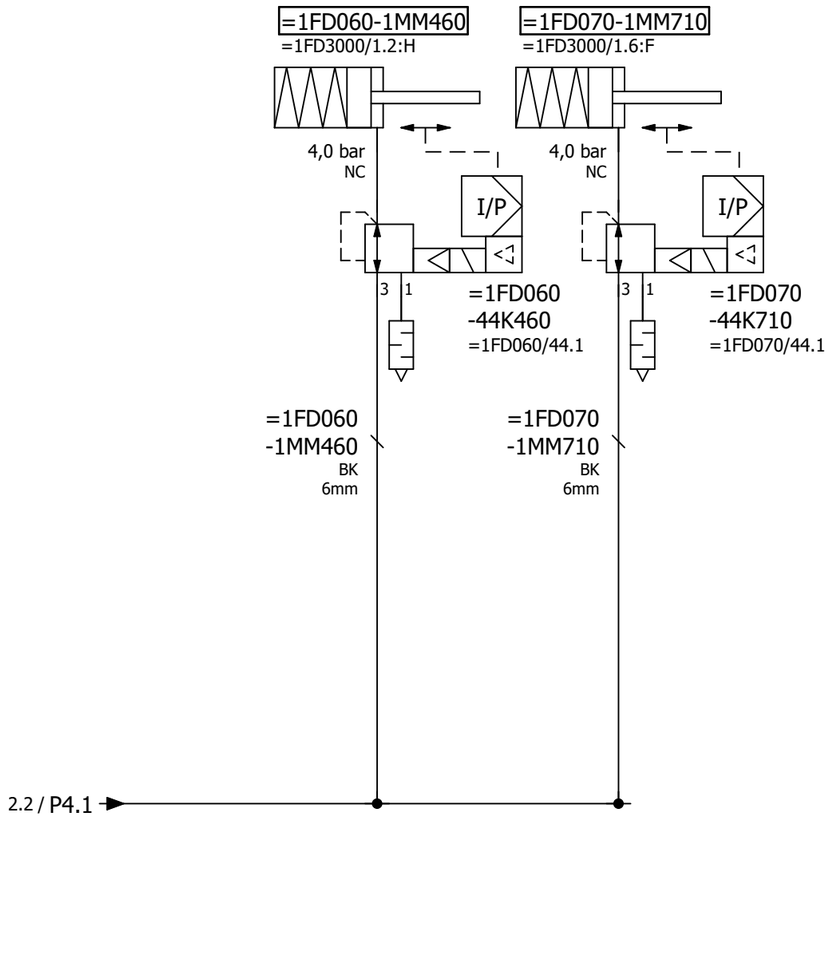

Schutzvermerk ISO 16016 beachten / Refer to protection notice ISO 16016.

0		1		2	3	4	5	6	7	8	9	
Erstellungsdatum Date of creation	03.03.2021	Änderungsdatum Modification date	23.03.2021	Kunde Customer Indianapolis Blue Marble USA		KHS	Regelventile Control Valves		Auftragsnummer Order Number K-89407962-000100	Vorherige Seite Previous page 33	Folgeblatt Next Sheet 900	
Name Name	T. Braun	Name Name	schoeffel									
Version Version	14	Prüfung Check							Maschine Machine Innofill Can C	=1FD2000	+M1	Blatt Sheet 50

	Zylinder, Federkraft offen Cylinder, spring force open
	Scheibenventil, Sitzventil, Kugelventil, etc. Butterfly valve, poppet valve, ball valve, etc.
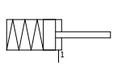	Zylinder, Federkraft geschlossen Cylinder, spring force closed
	Scheibenventil, Sitzventil, Kugelventil, etc. Butterfly valve, poppet valve, ball valve, etc.
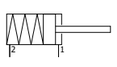	Zylinder, Federkraft geschlossen Cylinder, spring force closed
2 air inlets	Sitzventil Poppet valve
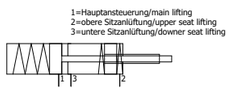	Zylinder, Federkraft geschlossen Cylinder, spring force closed
3 air inlets	Doppelsitzleckageventil Double seat leckage proof valve
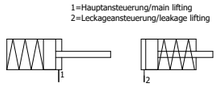	Zylinder, Federkraft geschlossen Cylinder, spring force closed
2 air inlets	Doppeltdichtendes Einsitzventil Double Sealing Single Seat Valve
	Zylinder, drucklos offen Cylinder, pressureless open
	Schlauchventil hose valve
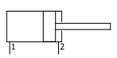	Zylinder ohne Feder Cylinder without Spring
2 air inlets	Dreiwegearmatur Three-way valve
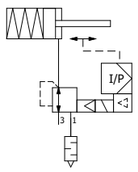	Zylinder & Regelventil Cylinder & Control valve
	Regelventil Control valve
	Pumpe, pneumatisch betrieben Pump, pneumatic driven
	Motor, pneumatisch Motor, pneumatic
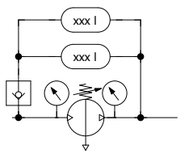	Druckerhöhung mit Pufferbehälter Pressure increase with Buffer tank
	alternativ ohne Puffertank alternative without Buffer tank
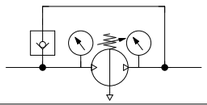	

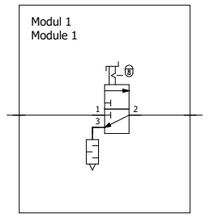	FESTO Druckluft Modul Compressed air Module Manuelles Absperrventil Manuel shut-off valve
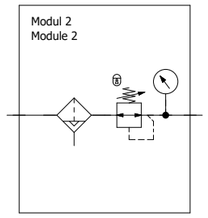	FESTO Druckluft Modul Compressed air Module Wasserabscheider Water separator Druckminderer Einheit Pressure reducer Unit
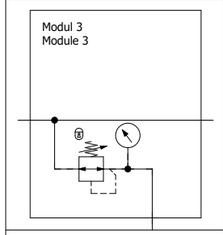	FESTO Druckluft Modul Compressed air Module Druckminderer Pressure reducer mit Manometer with Pressure gauge
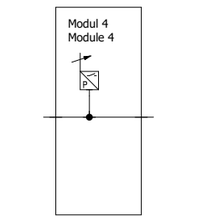	FESTO Druckluft Modul Compressed air Module Druckschalter Pressure switch
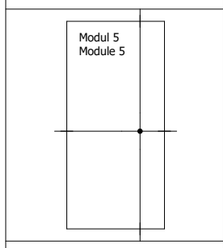	FESTO Druckluft Modul Compressed air Module Kreuz Verbindung Cross Connection
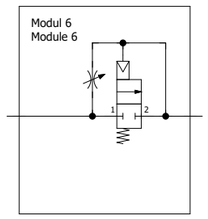	FESTO Druckluft Modul Compressed air Module Druckaufbauventil Pressurising valve
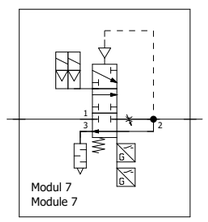	FESTO Druckluft Modul Compressed air Module Schnellentlüftungsventil Fast pressure release valve mit 2x Überwachung with 2x monitoring

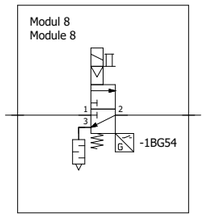	FESTO Druckluft Modul Compressed air Module Schnellentlüftungsventil Fast pressure release valve mit Überwachung with monitoring
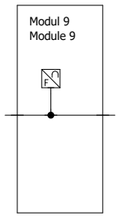	FESTO Druckluft Modul Compressed air Module Durchflusssensor Flow rate sensor
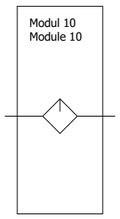	FESTO Druckluft Modul Compressed air Module Öler Lubricator
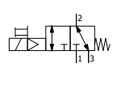	3/2 Wegeventil (elektrisch) 3/2 Way valve (electrical)
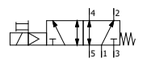	5/2 Wegeventil (elektrisch) 5/2 Way valve (electrical)
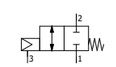	2/2 Wegeventil (pneumatisch) 2/2 Way valve (pneumatic)
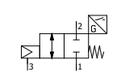	2/2 Wegeventil mit Überwachung 2/2 Way valve with monitoring
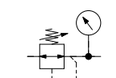	Druckminderer Pressure reducer mit Manometer with Pressure gauge
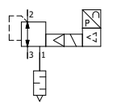	Proportionalventil Proportional valve

	sichheitsrelvant safety related
	abschließbar lockable
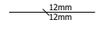	Schlauchbeschriftung Hose label
	Schalldämpfer Silencer
	Drosselventil Throttle valve
	Rückschlagventil Non-return valve
	Rückschlagventil mit Bypass Drosselventil Non-return valve with Bypass Throttle valve
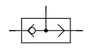	ODER-Glied OR gate
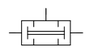	UND-Glied AND gate
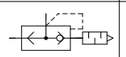	Schnellentlüftungsventil Fast pressure release valve
	Absperrventil Shut-off valve
	Überwachung monitoring
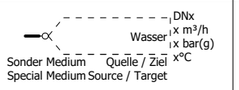	Medien Pfeil intern Media Arrow internal

General Remarks The reproduction, distribution and utilization of this document as well as the communication of its contents to others without explicit authorization of KHS is prohibited. Offenders will be held liable for the payment of damages. All rights reserved in the event of the grant of a patent, utility model or design. Subject to modifications, errors excepted. Similar images.	Created by T.Meyer	Created on 26.02.2020	PID.Order Number -	Prev. Page 50
	Changed by -	Changed on -	Indianapolis	Sheet 900
	Checked by -	Checked on -	Format A3	Reference Legende	Next Sheet 901
KHS	Denomination Pneumatik Legende KHS			
	PID.End Product Number (Drawing number) -		EC-Number -	EC-Index -
Project name: K-89407962-000100				

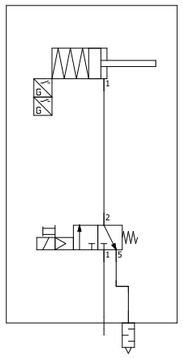

Zylinder, Federkraft geschlossen
Cylinder, spring force closed

Steuerkopf mit Überwachung
Control head with monitoring

Scheibenventil, Sitzventil, Kugelventil, etc.
Butterfly valve, poppet valve, ball valve, etc.

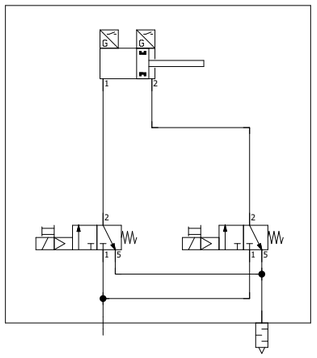

Zylinder ohne Feder
Cylinder without Spring

Steuerkopf mit Überwachung
Control head with monitoring

Dreiwegearmatur
Three-way valve

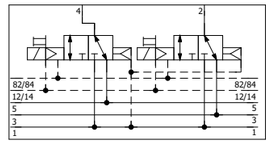

FESTO Ventilinsel
FESTO Valve terminal

2x 3/2 Wegeventil
(elektrisch)
2x 3/2 Way valve
(electrical)

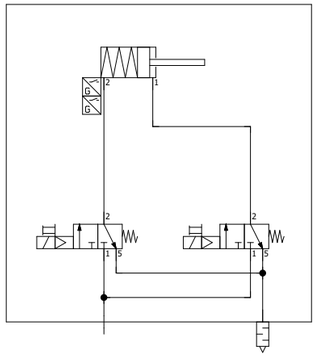

Zylinder, Federkraft geschlossen
Cylinder, spring force closed

Steuerkopf mit Überwachung
Control head with monitoring

2 air inlets
Sitzventil
Poppet valve

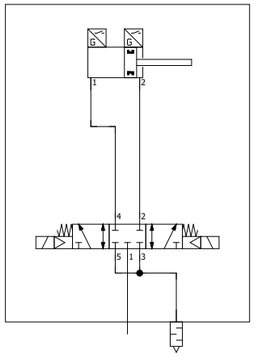

Zylinder, Federkraft geschlossen
Cylinder, spring force closed

Steuerkopf mit Überwachung
Control head with monitoring

2 air inlets
Dreiwegearmatur
Three-way valve

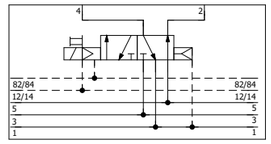

FESTO Ventilinsel
FESTO Valve terminal

5/2 Wegeventil
(elektrisch)
5/2 Way valve
(electrical)

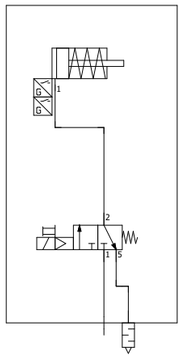

Zylinder, Federkraft offen
Cylinder, spring force open

Steuerkopf mit Überwachung
Control head with monitoring

Scheibenventil, Sitzventil, Kugelventil, etc.
Butterfly valve, poppet valve, ball valve, etc.

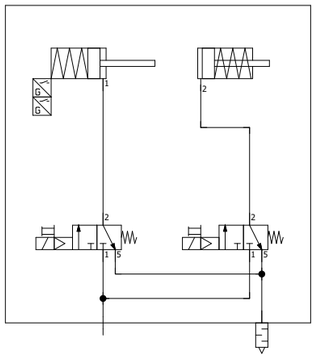

Zylinder, Federkraft geschlossen
Cylinder, spring force closed

Steuerkopf mit Überwachung
Control head with monitoring

2 air inlets
Doppeltdichtendes Einsitzventil
Double Sealing Single Seat Valve

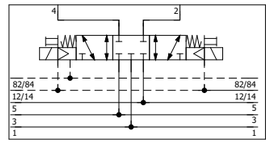

FESTO Ventilinsel
FESTO Valve terminal

5/3 Wegeventil
(elektrisch)
5/3 Way valve
(electrical)

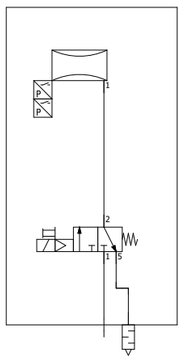

Zylinder, drucklos offen
Cylinder, pressureless open

Steuerkopf mit Druck Überwachung
Control head with Pressure monitoring

Schlauchventil
hose valve

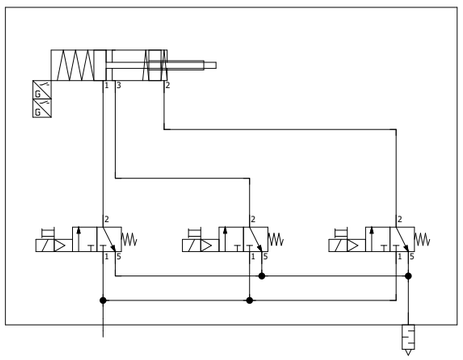

Zylinder, Federkraft geschlossen
Cylinder, spring force closed

Steuerkopf mit Überwachung
Control head with monitoring

3 air inlets
Doppelsitzleckageventil
Double seat leckage proof valve

General Remarks
The reproduction, distribution and utilization of this document as well as the communication of its contents to others without explicit authorization of KHS is prohibited. Offenders will be held liable for the payment of damages. All rights reserved in the event of the grant of a patent, utility model or design. Subject to modifications, errors excepted. Similar images.

Created by: T.Meyer	Created on: 26.02.2020	PID.Order Number: -	Prev. Page: 900
Changed by: -	Changed on: -	Indianapolis	Sheet: 901
Checked by: -	Checked on: -	Format: A3 / Reference: Legende	Next Sheet: 902

Denomination: Pneumatik Legende KHS

PID.End Product Number (Drawing number): -	EC-Number: -	EC-Index: -

Project name: K-89407962-000100

Anschlussplan
Connection diagram

Doppelsitzleckageventil
Double seat leckage proof valve

1=Hauptansteuerung/main lifting
2=obere Sitzanlüftung/upper seat lifting
3=untere Sitzanlüftung/downer seat lifting

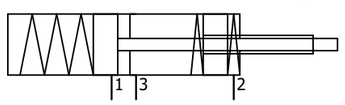

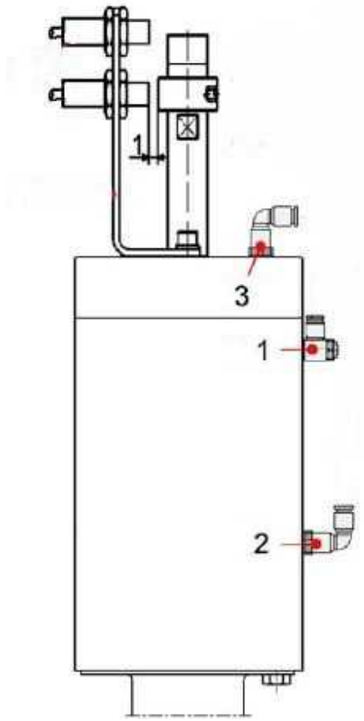

Anschlussplan
Connection diagram

Doppeldichtendes Einsitzventil
Double Sealing Single Seat Valve

1=Hauptansteuerung/main lifting
2=Leckageansteuerung/leakage lifting

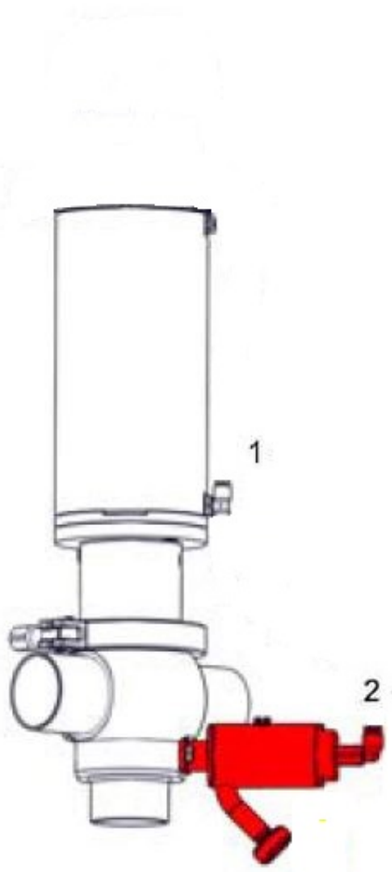

General Remarks: The reproduction, distribution and utilization of this document as well as the communication of its contents to others without explicit authorization of KHS is prohibited. Offenders will be held liable for the payment of damages. All rights reserved in the event of the grant of a patent, utility model or design. Subject to modifications, errors excepted. Similar images.	Created by: T.Meyer	Created on: 26.02.2020	PID.Order Number: -	Prev. Page: 901
	Changed by: -	Changed on: -	Indianapolis	Sheet: 902
	Checked by: -	Checked on: -	Format: A3 / Reference: Legende =1FD3000/1	Next Sheet
KHS	Denomination: Pneumatik Legende KHS			
	PID.End Product Number (Drawing number): -		EC-Number: -	EC-Index: -
Project name: K-89407962-000100				

8.2.2000
DN50
Produkt / CIP
18 m³/h
4,5 - 6,0 bar(g)

6.1.2001
DN50
15 m³/h
0,5 - 1,5 bar(g)
CIP
CIP

3.0.2002
DN50
15 m³/h
3-4 bar(g)
Wasser
Water

5.0.2003
DN40
CO2 Gas
400 kg/h
CO2 Gas
9-10 bar(g)

4.2.2004
DN40
Sterilluft
60 Nm³/h
6-10 bar(g)

4.0.2007
DN25
Druckluft
27 Nm³/h
Compressed air
6 bar(g)

Die Anschlusswerte gelten für die jeweilige Baugröße und entsprechen Durchschnittswerten bei kontinuierlichem Betrieb (balanced conditions). Maximalwerte sind dem KHS Media Connection Load (MCL)-Dokument zu entnehmen.

The connection values are valid for the particular machine size and correspond to average values for operation during balanced conditions. Peak values are to be found in the KHS Media Connection Load (MCL)-Document.

Verrohrung
Pipework

Maschine
Machine

-1QM56
-EP01
Druckluft
Wartungseinheit
Maintenance unit
DN15

3.8.2010
DN40
Heißwasser
15 m³/h
3-4 bar(g)
15-90°C

=1FD083+M1
Reinigung
Cleaning
-1QM10
-1MM20
-1BG50.1
-1MM50

=1FD051+M1
CAN-DVD Micro
Füller
Filler

-1BG40.1
-1MM40
-1MM39
=1FD013-1BL700
LT 700
-1BF702
FQR 702
-1MM710
-1MM711
-1RN722
-1MM713
-1MM720
1 air inlet IO-Link
-1MM721
1 air inlet IO-Link

Dosenverschließer
Can Seamer

Blasenbrecher
Bubble breaker
DN 10/25
=1FD078+M1-1BF80
Unterdeckelbegasung
Undercover gassing
FQR 80
=1FD083+M1 -1MM160
S5.x - -1BG70.1
-1MM70
S5.x - -1BG80.1
-1MM80
TR 60 -50,0-150,0 °C
-1BT60
-1MM90
S5.x - -1BG150.1
-1MM150

=1FD060+M1
Produktstrene
Product level
-1QM560 -EC01
-1QM570 -EC02
-1QM580 -EW01

=1FD070+M1
Gasversorgung
Gas supply

=1FD078+M1
CO2 Regelung
CO2 Control
-1PG30 PI 30 3 - 4 bar(g) Betriebsdruck Working pressure
-1RM10
-1RN20
-1MM40
-1PG60 PI 60 3 - 4 bar(g) Betriebsdruck Working pressure
-1RN50
-1MM70

-1QM10 -EG01
-1QM300 -EG02
-1RM310
-1BG320.1
-1MM320
-1HQ330 0,2 µm
-1BG340.2
-1MM340
-1BG350.1
-1MM350
-1BG360.1
-1MM360
-1MM370
-1RP850
4-20 mA kvs = 6,3 -1MM710
-1RM20
-1BG30.1
-1MM30
-1BG110.1
-1MM110
-1BG70.1
-1MM70
-1HQ40 0,2 µm
-1BG50.2
-1MM50
-1BG60.2
-1MM60
-1RP840
-1BG720.1
-1MM720
-1BG730.1
-1RP731
-1MM730
-1BG740.1
-1MM740

Produkt / CIP Vorlauf
Product / CIP Feed line
Spülgas / CIP Rücklauf
Rinsing Gas / CIP Return
CO2 / CIP

=1FD050+M1
-1QM60
-1MM50

-1BG500.1
-1MM500
-1PG550
-1MM490
0,0 -12,0 bar (abs) Öffner~Schließer~NPN~PNP~programmierbar
PR 190 -1BP190
-50,0-150,0 °C
TR 230 -1BT230
4-20 mA kvs = 25 -1MM460
-1RM590
PR 200 0,0 -12,0 bar (abs) Öffner~Schließer~NPN~PNP~programmierbar -1BP200

-1BG455.1
-1MM455
PR 240 0,0 -12,0 bar (abs) Öffner~Schließer~NPN~PNP~programmierbar -1BP240
-1BG450.1
-1MM450

-1BG290.1
-1MM290
-1BG310.1
-1MM310
-1BG330.1
-1MM330
-1BG340.1
-1MM340
-1BG350.1
-1MM350
-1BG300.1
-1MM300
-1BG370.1
-1MM370
-1BG380.1
-1MM380
-1BP220
PR 220 0,0 -12,0 bar (abs) Öffner~Schließer~NPN~PNP~programmierbar
-1BG390.1
-1MM390
-1BG400.1
-1MM400
-1BG410.1
-1MM410

DN8 Druckluft
-1QM60
-1QM50
-1QM20
-1MM40
-1MM10
=1FD085+M1
Dosen Dusche
Cans Shower spray

General Remarks: The reproduction, distribution and utilization of this document as well as the communication of its contents to others without explicit authorization of KHS is prohibited. Offenders will be held liable for the payment of damages. All rights reserved in the event of the grant of a patent, utility model or design. Subject to modifications, errors excepted. Similar images.	Created by: G.Schäfer	Created on: 25.03.2021	PID.Order Number: K-89407962	Prev. Sheet: =1FD2000/902
	Changed by: -	Changed on: -	Working Title: Indianapolis	Sheet: 1
	Checked by: -	Checked on: -	Format: A2	Reference:	Next Sheet: 30
KHS	Denomination: P&ID Innofill DVD-C 60			
	PID.End Product Number (Drawing number): 10349026		EC-Number: -	EC-Index: -
	Project name: K-89407962-000100			

	Scheibenventil Butterfly valve
	Scheibenventil Mit Bohrung
	Leckage Scheibenventil Leakage Butterfly valve
	Druckminderer Eckventil Pressure reducer Angle-body valve
	Druckminderer Pressure reducer
	Eckventil Angle-body valve
	Dreiwegearmatur Three-way valve
	Vierwegeventil four-way valve
	Durchgangsventil Straight-way valve
	Kugelhahn Ball valve
	Leckage Kugelhahn Leakage Ball valve
	Dreiwege Kugelhahn three way Ball valve
	Vierwege Kugelhahn four way Ball valve
	Rückschlagklappe Non-return valve
	Rückschlagventil Non-return valve
	Sicherheitsventil Relief valve
	Sicherheits-Eckventil angle-type safety shut-off valve
	Membranventil Diaphragm valve
	Membranventil Aseptisch Diaphragm valve Aseptic
	Vakuumventil Vacuum valve
	Schieber Slider
	Schlauchventil hose valve

	Sitzventil, 1 Kammer Poppet valve, 1 Chamber
	Sitzventil, 2 Kammer Poppet valve, 2 Chamber
	Sitzventil, 3 Kammer Poppet valve, 3 Chamber
	Sitzventil, 1 Kammer, Aseptik Poppet valve, 1 Chamber, Aseptic
	Sitzventil, 2 Kammer, Aseptik Poppet valve, 2 Chamber, Aseptic
	Sitzventil, 3 Kammer Poppet valve, 3 Chamber
	Doppeldichtventil, 1 Kammer Double seal valve, 1 Chamber
	Doppelsitzventil, 2 Kammer Double-seated valve, 2 Chamber
	Doppelsitzventil, 3 Kammer Double-seated valve, 3 Chamber
	Kreiselpumpe Rotatory pump
	Membranpumpe Diaphragm pump
	Kolbenpumpe Piston pump
	Kreiskolbenpumpe Rotary piston pump
	Exzenterschneckenpumpe Progressive cavity pump
	Schlauchpumpe Hose pump
	Schraubenspindelpumpe Screw pump
	Pulvermischer powder mixer
	Wasserringvakuumpumpe water ring vacuum pump
	Axiallüfter Axial fan
	Radiallüfter Radial fan
	Seitenkanalverdichter Side channel blower
	Rührwerk, Propeller Agitator, Propeller

	Rührwerk, Balken Agitator, Bar
	Leitstrahlmischer Conducting ray mixer
	Hand Antrieb Manual Drive
	Pneumatik Antrieb Pneumatics Drive
	Magnet Antrieb Magnet Drive
	Flüssigkeitsantrieb fluid drive
M	Motor Antrieb Motor Drive
	Membran Antrieb pneumatisch Diaphragm Drive pneumatic
	gewichtsbelasteter Antrieb weight-loaded drive
	Feder Antrieb Spring Drive
	Federkraft geschlossen spring force closed
	Federkraft offen spring force open
+	Überwachung offene Position monitoring open Position
-	Überwachung geschlossene Position monitoring closed Position
+ -	Überwachung beider Positionen monitoring both Positions
	sichheitsrelvant
	abschließbar closable
M	Motor, elektrisch Motor, electrical
SC	Frequenzumrichter Frequency converter
P	Motor, pneumatisch Motor, pneumatic
	Lampe Lamp
	Schauglas Sight glass

	Sprühkugel Spray ball
	Prallblech Baffle plate
	Belüftung / Entlüftung Ventilation / De-aeration
x l/h	Gully Gully
x l/h	Spültopf Rinse cup
	Probeentnahme Gauge Cock
	lösbare Verbindung detachable Connection
	Flanschverbindung Flanged joint
	Blindflansch Blind flange
	Kreuzung Dampf / Kondensat Double junction Steam / Condensate
	T-Stück Tee
DN xx/xx	Reduzierung konzentrisch Reduction Concentrical
DN xx/xx	Reduzierung exzentrisch Reduction eccentric
	Blende Orifice
	Berstscheibe Burst disc
	Eckrohrsieb Corner tube strainer
	Schmutzfänger Soil collecting filter
	Mischdüse Mixer jet
	statischer Mischer static mixer
	Schalldämpfer Silencer
	Kondensatableiter Condensate trap
	Schlauch Hose

	Filter Filter
	Wärmetauscher Heat exchanger
	Rohrbündeltauscher Tubular heat exchanger
	Multi Tube Wärmeaustauscher Multi Tube Heat Exchanger
	Mono Tube Wärmeaustauscher Mono Tube Heat Exchanger
	Plattenwärmetauscher Plate heat exchanger
	Heizung Heating
KHS Customer	Übergabepunkte transfer points
1122223 DN50	Rohrleitungsbeschriftung pipe labeling

Medien Pfeil extern + Anschluss Nummer
Media Arrow external + Connection Number

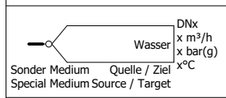

XX.X.XXXX

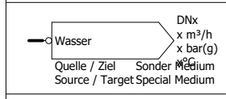

XX.X.XXXX

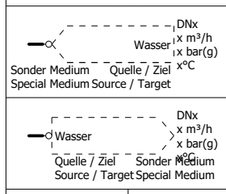

Medien Pfeil intern
Media Arrow internal

	Flußrichtung, Graphik Produkt Flow direction, graphic Product
	Flußrichtung, Graphik CIP Flow direction, graphic CIP
	IO-Link Anbindung IO-Link Connection

General Remarks
The reproduction, distribution and utilization of this document as well as the communication of its contents to others without explicit authorization of KHS is prohibited. Offenders will be held liable for the payment of damages. All rights reserved in the event of the grant of a patent, utility model or design. Subject to modifications, errors excepted. Similar images.

Created by: T.Meyer	Created on: 08.05.2013	PID.Order Number: -		Prev. Page: 1
Changed by: -	Changed on: -	Indianapolis		Sheet: 30
Checked by: -	Checked on: -	Format: A3	Reference: Legende	Next Sheet: 31

KHS

Denomination: P&ID Legende KHS

PID.End Product Number (Drawing number): -	EC-Number: -	EC-Index: -

Project name: K-89407962-000100

Messstellen Kennzeichnung
measurement points Identification

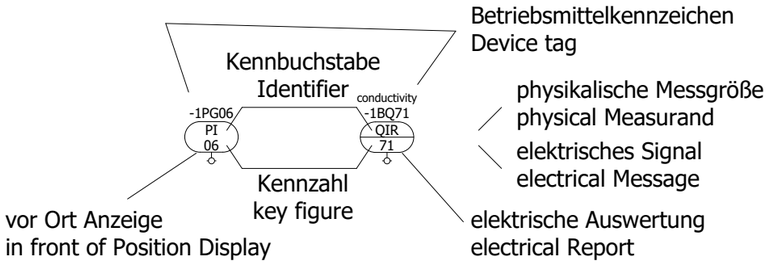

Bauteile Kennzeichnung
components Identification

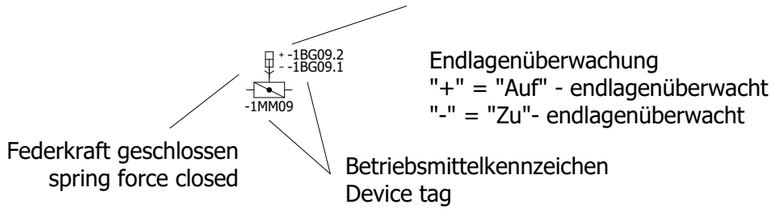

Erläuterung Kennbuchstabe
Explanation Identifier

Code code	Erläuterung 1. Position Explanation 1. Position
Txx	Temperatur Temperature
Pxx	Druck Pressure
Lxx	Füllstand Fill level
Fxx	Durchfluss Flow
Qxx	Medien Eigenschaft Media Property
Dxx	Dichte Density
Mxx	Feuchtigkeit Humidity
Sxx	Geschwindigkeit Speed
Vxx	Viskosität Viscosity
Wxx	Gewicht Weight

Code code	Erläuterung 3.-6. Position
xxC	Regelung Control
xxI	Anzeiger Indicator
xxR	Registrierung registration
xxS	Schalter Switch
xxA	Alarm Alarm
xx+	1. obere Grenze 1. upper limit
xx-	1. untere Grenze 1. lower limit
xx++	2. obere Grenze 2. upper limit
xx--	2. untere Grenze 2. lower limit

Code code	Erläuterung 2. Position Explanation 2. Position
xDx	Differenz Difference
xQx	Summe / integral Sum / integral

Erläuterung Betriebsmittelkennzeichen
Explanation Device tag

Code code	Erläuterung Explanation
-xBDxx	Dichtemessung density measurement
-xBFxx	Durchflussmessung Flow measurement
-xBGxx	Näherungsschalter Proximity switch
-xBLxx	Füllstandsmessung Fill level measurement
-xBPxx	Druckmessung Pressure measurement
-xBQxx	Messung (Brix, CO^2,...) Measurement (Brix, CO^2,...)
-xBTxx	Temperaturmessung Temperature measurement
-xBWxx	Kraftaufnehmer Force transducer
-xCLxx	Tank, offen Tank, open
-xCMxx	Tank, geschlossen Tank, closed
-xCNxx	Transport Behälter Transport Container
-xEAxx	Lampe Lamp
-xEBxx	Heizung, elektrisch Heating, electrical
-xEPxx	Kondensatableiter Condensate trap
-xFLxx	Sicherheitsventil Relief valve

Code code	Erläuterung Explanation
-xGMxx	Kran Crane
-xGPxx	Pumpe; Förderer Pump; Conveyor
-xGQxx	Ventilator; Vakuumpumpe Fan; Vacuum pump
-xGSxx	Injektor Injector
-xHQxx	Filter; Sieb Filter; Strainer
-xHRxx	Magnetfilter Magneticfilter
-xHSxx	Ionenaustauschfilter Ion-exchange filter
-xHUxx	Mühle; Brecher, allgemein Mill; crusher, general
-xHWxx	Rührwerk; Mischer Agitator; Blender
-xKKxx	Steuerventil, Ventilinsel Control valve, Valve terminal
-xMAxx	Elektromotor Motor
-xMBxx	Magnet Antrieb Magnet Drive
-xMLxx	Feder Antrieb Spring Drive
-xMMxx	Pneumatik Antrieb Pneumatics Drive
-xPFxx	Meldeleuchte Signal lamp

Code code	Erläuterung Explanation
-xPGxx	Zustand Anzeiger Status Indicator
-xPHxx	Linienschreiber Line recorder
-xPJxx	Hupe Horn
-xQMxx	Absperrarmatur Shut-off valve
-xQNxx	Regelarmatur Control fittings
-xQQxx	Automatik Schloss Automatic Lock
-xRLxx	Schloss Lock
-xRMxx	Rückschlagarmatur Check valve
-xRNxx	Druckminderer, Blende Pressure reducer, Orifice
-xRPxx	Schalldämpfer Silencer
-xRQxx	Isolierung Insulation
-xSxx	Schalter, Taster Switch, Button

Code code	Erläuterung Explanation
-xTxx	Frequenzumrichter Frequency converter
-xWLxx	Förderer Conveyor
-xWMxx	Kanal, Rinne channel, Channel
-xWNxx	Schlauch Hose
-xWPxx	Rohrleitung Pipe
-xWSxx	Treppe, Bühne Stairs, Platform
-xXLxx	Flansch, Verschraubung Flange, Union
-xXMxx	Schlauch Verbinder Hose Connector

General Remarks
The reproduction, distribution and utilization of this document as well as the communication of its contents to others without explicit authorization of KHS is prohibited. Offenders will be held liable for the payment of damages. All rights reserved in the event of the grant of a patent, utility model or design. Subject to modifications, errors excepted. Similar images.

Created by: T.Meyer	Created on: 08.05.2013	PID.Order Number: -		Prev. Page: 30
Changed by: -	Changed on: -	Indianapolis		Sheet: 31
Checked by: -	Checked on: -	Format: A3	Reference: Legende	Next Sheet: 32
KHS	Denomination: P&ID Legende KHS			
	PID.End Product Number (Drawing number): -		EC-Number: -	EC-Index: -
Project name: K-89407962-000100				

Verrohrung Pipework

Bitte beachten: Das Verbindungsrohr-System ist in jedem Fall auszuführen durch einen qualifizierten Hersteller nach Art.3, Kapitel 3 der PED, und der Hersteller ist verpflichtet, eine Erklärung abzugeben.
Und wenn es notwendig, eine Konformitätserklärung für die Rohre so wird diese entsprechend ausgeführt Ausgabe Anhang VII der Druckgeräterichtlinie (PED) (2014/68/ EU)
please note: the connecting pipe system is in each case execute through a qualified manufacturer in accordance Art.3, Chapter 3 of the PED, and the manufacturer is obliged to issue a Declaration.
And if it necessary to issue a Declaration of Conformity for the Pipes so is this executed in accordance to Annex VII of the Pressure Equipment Directive (PED) (2014/68/ EU)

Anschluss Nummer Connection Number	Farbcode Colour Coding	Rohr Nummer Pipe Number	Medium Medium	Rohr Code Pipe code	Rohr Material Pipe Material	Isolierung Material Insulation Material
8.2. ... 8.3. ...			Produkt Product			
8.0. ... 8.1. ...			Sirup Syrup			
6.0. ... 6.1. ...			CIP CIP			
3.0. ... 3.1. ...			Wasser Water			
3.2. ... 3.3. ...			Wasser 2 Water 2			
3.4. ... 3.5. ...			Wasser 3 Water 3			
3.12. ... 3.13. ...			Entgastes Wasser Degassed water			
3.10. ... 3.11. ...			Sterilwasser Sterile water			
3.8. ... 3.9. ...			Heißwasser Hot water			
1.6. ... 1.7. ...			Heizwasser Heating water			
2.2. ... 2.3. ...			Kühlmedium cooling medium			
2.0. ... 2.1. ...			Kühlturmwasser Cooling tower water			
2.2. ... 2.3. ...			Glykol Glycol			
3.6. ... 3.7. ...			Brauchwasser Utility water			
7.0. ... ; 7.2. ... 7.1. ... ; 7.3. ...			Abwasser Waste Water			
1.0. ... 1.1. ...			Dampf Steam			
1.2. ... 1.3. ...			kulinarischer Dampf Culinary steam			
1.4. ... 1.5. ...			Kondensat Condensate			
5.0. ... 5.1. ...			CO2 (Gas) CO2 (Gas)			
5.2. ... 5.3. ...			N2 (Gas) N2 (Gas)			
4.0. ... 4.1. ...			Druckluft Compressed air			
4.2. ... 4.3. ...			Sterilluft Sterile air			
4.0. ... 4.1. ...			Hochdruck Luft High pressure Air			

Anschluss Nummer Connection Number	Farbcode Colour Coding	Rohr Nummer Pipe Number	**Medium** **Medium**	**Rohr Code** **Pipe code**	**Rohr Material** **Pipe Material**	**Isolierung Material** **Insulation Material**
9.0. ... 9.1. ...			Lauge (Konzentrat) Caustic (Concentrate)			
9.2. ... 9.3. ...			Säure (Konzentrat) Acid (Concentrate)			
9.8. ... 9.9. ...			H2O2 Desinfektion H2O2 Disinfection			
9.12. ... 9.13. ...			Desinfektion (Konzentrat) Disinfection (Concentrate)			
5.8. ... 5.9. ...			Zuluft / Abluft Aeration / Deaeration			
1.8. ... 1.9. ...			Brennstoff Fuel			
- -			Verrohrung intern Pipework internal			
9.4. ... 9.5. ...			Additiv additive			
9.14. ... 9.15. ...			Entschäumer Anti-foaming agent			
9.16. ... 9.17. ...			Härtestabilisator Hardness stabilizer			
9.18. ... 9.19. ...			Korrosionsinhibitor Corrosion inhibitor			
9.20. ... 9.21. ...			Biozid biocide			
9.22. ... 9.23. ...			Kieselgur Diatomite			
5.4. ... 5.5. ...			O2 Gas O2 Gas			
5.6. ... 5.7. ...			Argon Gas Argon Gas			
5.10. ... 5.11. ...			Gasgemisch Gas Mixture			
9.6. ... 9.7. ...			N2 flüssig N2 liquid			
9.10. ... 9.11. ...			Monomer Monomer			
9.24. ... 9.25. ...			Tinte Ink			
9.26. ... 9.27. ...			Reinigungsflüssigkeit Cleaning liquid			

General Remarks
The reproduction, distribution and utilization of this document as well as the communication of its contents to others without explicit authorization of KHS is prohibited. Offenders will be held liable for the payment of damages. All rights reserved in the event of the grant of a patent, utility model or design. Subject to modifications, errors excepted. Similar images.

Created by T.Meyer	Created on 08.05.2013	PID.Order Number -		Prev. Page 31
Changed by T.Meyer	Changed on 26.02.2020	Indianapolis		Sheet 32
Checked by -	Checked on -	Format A3	Reference Legende	Next Sheet 33

KHS

Denomination
P&ID Legende Machine KHS

PID.End Product Number (Drawing number)	EC-Number	EC-Index
-	-	-

Project name: K-89407962-000100

Verrohrung Pipework

Bitte beachten: Das Verbindungsrohr-System ist in jedem Fall auszuführen durch einen qualifizierten Hersteller nach Art.3, Kapitel 3 der PED, und der Hersteller ist verpflichtet, eine Erklärung abzugeben.
Und wenn es notwendig, eine Konformitätserklärung für die Rohre so wird diese entsprechend ausgeführt Ausgabe Anhang VII der Druckgeräterichtlinie (PED) (2014/68/ EU)
please note: the connecting pipe system is in each case execute through a qualified manufacturer in accordance Art.3, Chapter 3 of the PED, and the manufacturer is obliged to issue a Declaration.
And if it necessary to issue a Declaration of Conformity for the Pipes so is this executed in accordance to Annex VII of the Pressure Equipment Directive (PED) (2014/68/ EU)

Anschluss Nummer Connection Number	Farbcode Colour Coding	Rohr Nummer Pipe Number	Medium Medium	Rohr Code Pipe code	Rohr Material Pipe Material	Isolierung Material Insulation Material
8.2. ... 8.3. ...		000-024	Produkt Product	DIN 10357	A304L	PIR Insulation no Insulation
8.0. ... 8.1. ...		025-049	Sirup Syrup	DIN 10357	A304L	PIR Insulation no Insulation
6.0. ... 6.1. ...		050-099	CIP CIP	DIN 10357	A304L	PIR Insulation no Insulation
3.0. ... 3.1. ...		100-119	Wasser Water	DIN 10357	A304L	PIR Insulation Armaflex Insulation no Insulation
3.2. ... 3.3. ...		120-139	Wasser 2 Water 2	DIN 10357	A304L	PIR Insulation Armaflex Insulation no Insulation
3.4. ... 3.5. ...		140-159	Wasser 3 Water 3	DIN 10357	A304L	PIR Insulation Armaflex Insulation no Insulation
3.12. ... 3.13. ...		160-179	Entgastes Wasser Degassed water	DIN 10357	A304L	PIR Insulation Armaflex Insulation no Insulation
3.10. ... 3.11. ...		180-199	Sterilwasser Sterile water	DIN 10357	A304L	PIR Insulation Armaflex Insulation no Insulation
3.8. ... 3.9. ...		200-224	Heißwasser Hot water	DIN 10357	A304L	Rockwool Mineralwool
1.6. ... 1.7. ...		225-249	Heizwasser Heating water	DIN EN ISO 1127	1.4541	Rockwool Mineralwool
2.2. ... 2.3. ...		250-274	Kühlmedium cooling medium	DIN 10357	A304L	PIR Insulation Armaflex Insulation
2.0. ... 2.1. ...		275-299	Kühlturmwasser Cooling tower water	DIN 10357	A304L	PIR Insulation Armaflex Insulation no Insulation
2.2. ... 2.3. ...		300-324	Glykol Glycol	DIN 10357	A304L	PIR Insulation Armaflex Insulation
3.6. ... 3.7. ...		325-339	Brauchwasser Utility water	DIN 10357	A304L	Keine Isolation (von Rohren) No insulation (of pipes)
7.0. ... ; 7.2. ... 7.1. ... ; 7.3. ...		340-349	Abwasser Waste Water	DIN 10357	A304L	Keine Isolation (von Rohren) No insulation (of pipes)
1.0. ... 1.1. ...		350-374	Dampf Steam	DIN EN ISO 10220 1127	Carbon steel 1.4541	Rockwool Mineralwool
1.2. ... 1.3. ...		375-379	kulinarischer Dampf Culinary steam	DIN 10357	A304L	Rockwool Mineralwool
1.4. ... 1.5. ...		380-399	Kondensat Condensate	DIN EN ISO 10220 1127	Carbon steel 1.4541	Rockwool Mineralwool
5.0. ... 5.1. ...		400-424	CO2 (Gas) CO2 (Gas)	DIN 10357	A304L	Keine Isolation (von Rohren) No insulation (of pipes)
5.2. ... 5.3. ...		425-449	N2 (Gas) N2 (Gas)	DIN 10357	A304L	Keine Isolation (von Rohren) No insulation (of pipes)
4.0. ... 4.1. ...		450-499	Druckluft Compressed air	DIN 10357	A304L	Keine Isolation (von Rohren) No insulation (of pipes)
4.2. ... 4.3. ...		500-524	Sterilluft Sterile air	DIN 10357	A304L	Keine Isolation (von Rohren) No insulation (of pipes)
4.0. ... 4.1. ...		525-549	Hochdruck Luft High pressure Air	DIN EN ISO 1127	1.4541	Keine Isolation (von Rohren) No insulation (of pipes)

Anschluss Nummer Connection Number	Farbcode Colour Coding	Rohr Nummer Pipe Number	**Medium** **Medium**	**Rohr Code** **Pipe code**	**Rohr Material** **Pipe Material**	**Isolierung Material** **Insulation Material**
9.0. ... 9.1. ...		550-574	Lauge (Konzentrat) Caustic (Concentrate)	DIN 10357	A304L A316L	Keine Isolation (von Rohren) No insulation (of pipes)
9.2. ... 9.3. ...		575-599	Säure (Konzentrat) Acid (Concentrate)	DIN 10357	A304L A316L	Keine Isolation (von Rohren) No insulation (of pipes)
9.8. ... 9.9. ...		600-624	H2O2 Desinfektion H2O2 Disinfection		spezial Rohr special Pipe	Keine Isolation (von Rohren) No insulation (of pipes)
9.12. ... 9.13. ...		625-649	Desinfektion (Konzentrat) Disinfection (Concentrate)	DIN 10357	A304L A316L	Keine Isolation (von Rohren) No insulation (of pipes)
5.8. ... 5.9. ...		650-674	Zuluft / Abluft Aeration / Deaeration	DIN 10357	A304L	Keine Isolation (von Rohren) No insulation (of pipes)
1.8. ... 1.9. ...		675-699	Brennstoff Fuel	DIN 10357	A304L	Keine Isolation (von Rohren) No insulation (of pipes)
- -		700-749	Verrohrung intern Pipework internal	DIN 10357	A304L	Keine Isolation (von Rohren) No insulation (of pipes)
9.4. ... 9.5. ...		xxx-yyy	Additiv additive	DIN 10357	A304L	Keine Isolation (von Rohren) No insulation (of pipes)
9.14. ... 9.15. ...		xxx-yyy	Entschäumer Anti-foaming agent	DIN 10357	A304L	Keine Isolation (von Rohren) No insulation (of pipes)
9.16. ... 9.17. ...		xxx-yyy	Härtestabilisator Hardness stabilizer	DIN 10357	A304L	Keine Isolation (von Rohren) No insulation (of pipes)
9.18. ... 9.19. ...		xxx-yyy	Korrosionsinhibitor Corrosion inhibitor	DIN 10357	A304L	Keine Isolation (von Rohren) No insulation (of pipes)
9.20. ... 9.21. ...		xxx-yyy	Biozid biocide	DIN 10357	A304L	Keine Isolation (von Rohren) No insulation (of pipes)
9.22. ... 9.23. ...		xxx-yyy	Kieselgur Diatomite	DIN 10357	A304L	Keine Isolation (von Rohren) No insulation (of pipes)
5.4. ... 5.5. ...		xxx-yyy	O2 Gas O2 Gas	-	-	Keine Isolation (von Rohren) No insulation (of pipes)
5.6. ... 5.7. ...		xxx-yyy	Argon Gas Argon Gas	-	-	Keine Isolation (von Rohren) No insulation (of pipes)
5.10. ... 5.11. ...		xxx-yyy	Gasgemisch Gas Mixture	-	-	Keine Isolation (von Rohren) No insulation (of pipes)
9.6. ... 9.7. ...		xxx-yyy	N2 flüssig N2 liquid	-	-	Keine Isolation (von Rohren) No insulation (of pipes)
9.10. ... 9.11. ...		xxx-yyy	Monomer Monomer	-	-	Keine Isolation (von Rohren) No insulation (of pipes)
9.24. ... 9.25. ...		xxx-yyy	Tinte Ink	-	-	Keine Isolation (von Rohren) No insulation (of pipes)
9.26. ... 9.27. ...		xxx-yyy	Reinigungsflüssigkeit Cleaning liquid	-	-	Keine Isolation (von Rohren) No insulation (of pipes)

Mit Bitte um Beachtung:
"9000" Nummernkreis für die Verrohrung

wenn keine Kategorisierung entsprich die Rohrleitungeinstufung
nach DRGL Artikel 4 Absatz 3 ("gute Ingenieurspraxis");
oder Einstufung nach Kategorie und Modul, verwendete:
Kategorie I Modul A (P&ID Kürzel = IA)

General Remarks
The reproduction, distribution and utilization of this document as well as the communication of its contents to others without explicit authorization of KHS is prohibited. Offenders will be held liable for the payment of damages. All rights reserved in the event of the grant of a patent, utility model or design. Subject to modifications, errors excepted. Similar images.

Created by T.Meyer	Created on 08.05.2013	PID.Order Number -		Prev. Page 32
Changed by T.Meyer	Changed on 26.02.2020	Indianapolis		Sheet 33
Checked by -	Checked on -	Format A3	Reference Legende	Next Sheet

KHS

Denomination: P&ID Legende Line KHS

PID.End Product Number (Drawing number)	EC-Number	EC-Index
-	-	-

Project name: K-89407962-000100